

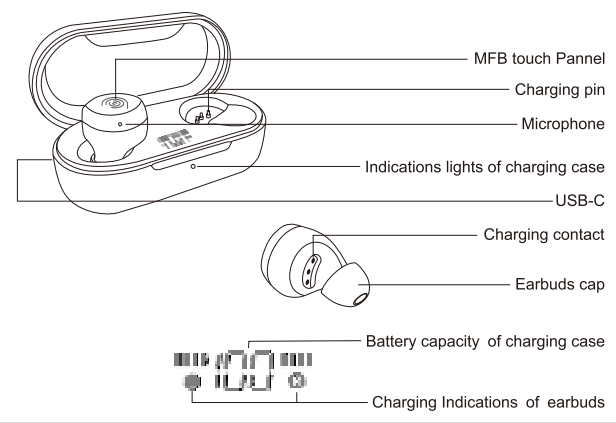
EN

T12

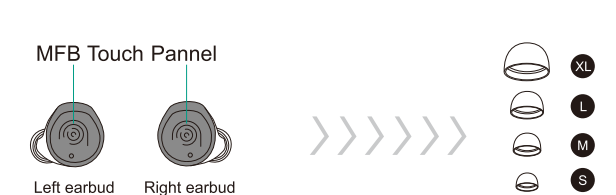
Waterproof Wireless Earbuds

Thank you for purchasing the TOZO authentic product.
For more latest product, parts and accessories,
please visit: www.tozostore.com
For any assistance please contact Email: info@tozostore.com


Product diagrammatic sketch



Wearing diagrammatic sketch




Wearing Steps

- Step 1:**
Ensure sound hole covered,
then place earduds into ear.
- Step 2:**
Rotate eardud back to
outside side to fit snugly.
- 



Operation of earbuds

- How to pair**
1. Take out the 2 headsets from charging base, they will power on automatically and will connect each other automatically within 10 seconds.
 2. The two earbuds flash red and blue alternately (Pairing mode).
 3. Search for pairing name(T020-T12) and select in your mobile
- 

Another method of tuning consists of

Turn on:
Tap and hold the Touch Control on both bars for over 3 seconds.

1. Touch the CORING
2. The network will

- Reset**
- If your notebook fails to pair each other, or if you accidentally get only one notebook pair

Click upper-right

5. Put earbuds back into the charging case, and take earbuds out again, now turn-

Charging

Charging the Earthbus

1. Put the earbuds into the charging case, they will power off & be charged automatically. When the red light is on, it means the earbuds are being charged in the charging case.
2. The red light will turn off when the earbuds are fully charged.

Charging the Charging

- ### Box wireless charging

Enjoy the convenience of wire-free
provided by airports, hotels, and

Charging warning

Don't say the earliest Touch Card
That you should follow the rest.

Button operation


[illegible]

Charging Case Indicator description

[illegible]

Waterproof

Waterproof for daily use (sweating, rain, washing face, showering, having a bath, etc., but not for swimming under water*)



Notes for signal transmission distance

Warning!

1. Never dismantle or repair the product to avoid malfunction or fire hazards.
2. Keep away from corrosive liquids to avoid damages to the product.
3. Keep away from extreme ambient temperatures below -10°C or above 60°C.
4. Keep away from children and pets.
5. Never touch the earphone with sharp objects, otherwise it will easily cause scratches.
6. Don't use the product in thunderstorm weather to avoid malfunction or electric shock.
7. If it has not been used for more than a month, please charge and maintain it in time to ensure that it is safe.
8. Since the Bluetooth signal cannot be transmitted underwater, swimming, diving will cause the signal disconnected or intermittent.

FAQ

- A: Make sure the charging cable is intact and plugged in properly.
2. Q: Two devices named "TOZO-T12" are found.
- A: Detect both names and search again.
3. Q: Sound is unclear.
- A: Increase the volume slowly on your phone and earbuds and keep them close to each other.
4. Q: Why cannot hear voice?
- A: 1. Ensure both earbuds have been turned on.
2. Turn up the phone's volume to the maximum setting.
3. Try to tap the touch control once to play music.

Note: If your problem is not answered above, please contact us via email, we will respond within 24 hours.
Email: info@innostore.com

