ARAGON CAN

AUDI A1 (11/2018-),
AUDI A3 [8V] (2013 - 2019),
AUDI A3 [8Y] (2020 -),
AUDI Q2 (2016-),
AUDI Q3 (2019 -),
AUDI Q4,
CUPRA Ateca,
CUPRA Born,
CUPRA Formetor,
SEAT Ateca,
SEAT León III,
SEAT Tarraco,
SKŎDA Enyaq,
SKŎDA Karoq,
SKŎDA Kodiaq,
SKŎDA Octavia (01/2013-),
SKODA Superb (09/2015-),
VW Arteon,
VW Golf VII,
VW ID3 & ID4,
VW Passat,
VW Tiguan (05/2016-),
VW Touran (10/2015-),
VW T-Roc.

Grupo VW

Ref: KAN13B1

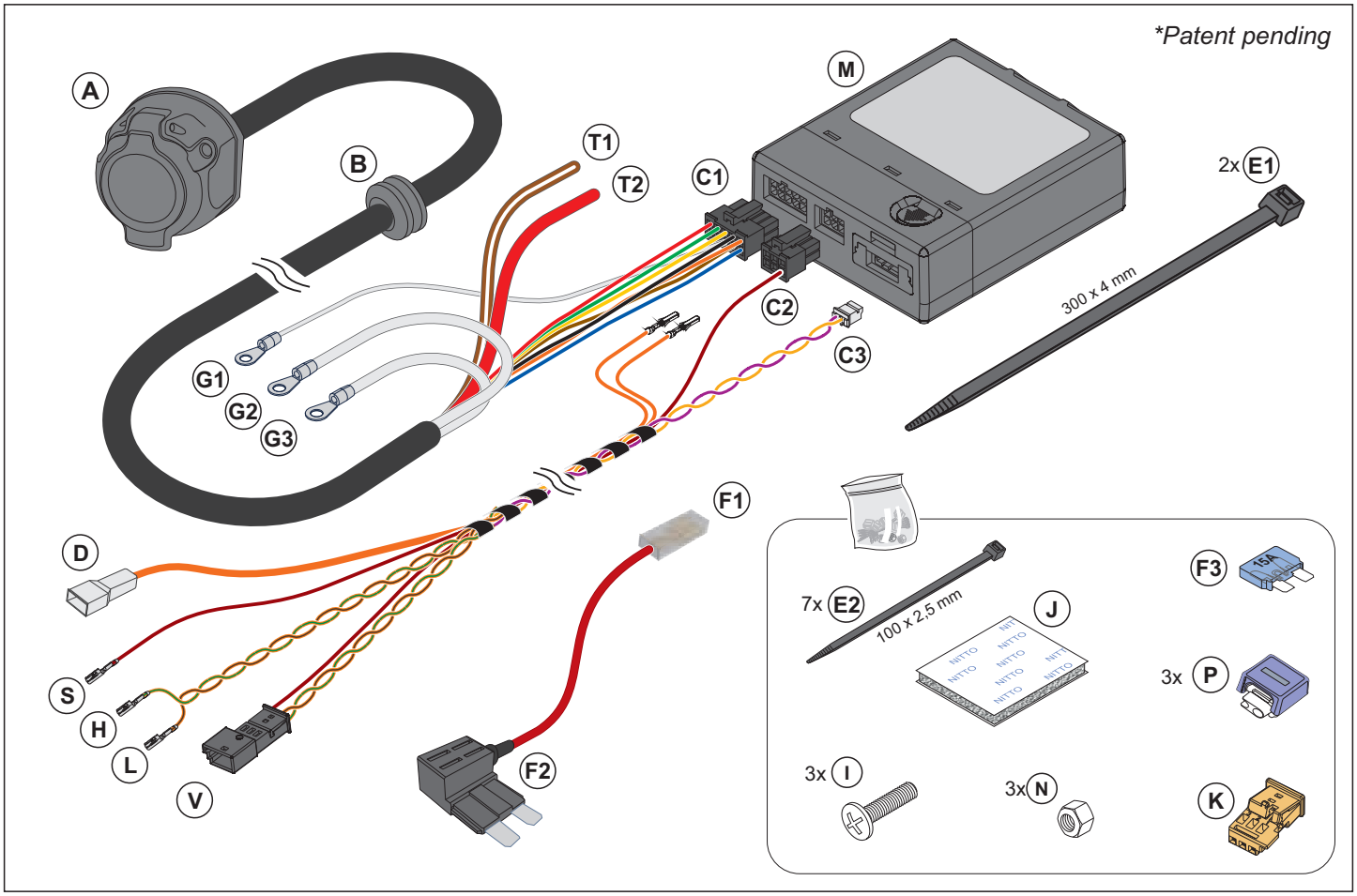

Kit electrónico de remolque con contraseña de homologación Europea E9*10R06/01*5000*00
Trailer wiring kit homologated according to EC Approval: E9*10R06/01*5000*00

ES Instrucciones de montaje de kit electrónico de 13 polos de acuerdo a Norma DIN/ISO 11446. El montaje inapropiado o efectuado por personal no cualificado supone la pérdida de la garantía, de todo derecho a la indemnización y la expiración de toda responsabilidad civil respecto del producto.

EN Fitting instructions of towbar wiring kit with 13 pins socket according to DIN/ISO Norm 11446. The unproper assembly or the fitting done by an unskilled person will automatically result in cancellation of the guarantee, the loss of any right of indemnity and the expiration of all product liability.

FR Notice de montage du faisceau elektro-satz por attelage de remorque avec prise du 13 plots conforme à la Norme DIN/ISO 11446. Une mauvaise installation ou celle effectuée par personnel non qualifié signifie la perte de la garantie, tout droit à indemnisation et à l'expiration de toute responsabilité civile sur le produit.

IT Istruzioni per l'installazione del kit elettronico 13 poli a norma DIN/ISO 11446. L'assemblaggio inadeguato o eseguito da personale non qualificato significa la perdita della garanzia, qualsiasi diritto al risarcimento e alla scadenza di ogni responsabilità per il prodotto.

DE 13 Polige Montageanleitung für electronique gemäss DIN / ISO 11446. Eine unsachgemässe Montage durch nicht qualifiziertes Personal bedeutet den Verlust der Garantie, des Anspruchs auf Entschädigung und den Ablauf jeglicher zivilrechtlicher Haftung in Bezug auf die Produkt.

PT Instruções de instalação de kit eletrônico 13 pólos de acordo com DIN/ISO 11446. O montagem inadequada ou executados por pessoal não qualificado significa a perda da garantia, qualquer direito de indemnização e do termo de qualquer responsabilidade para o produto.

0



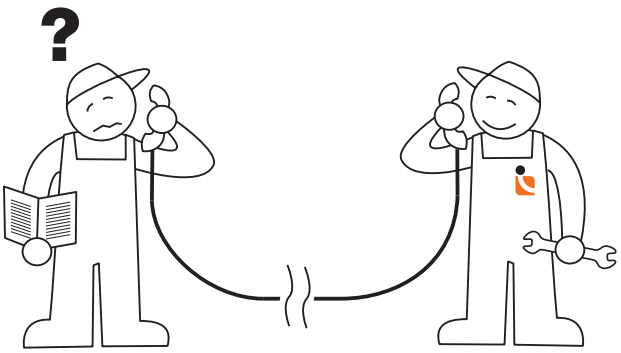

Tel.: (+34) 976 457 130

Conexión de la base de enchufe de 13 polos / 13 pins socket connection

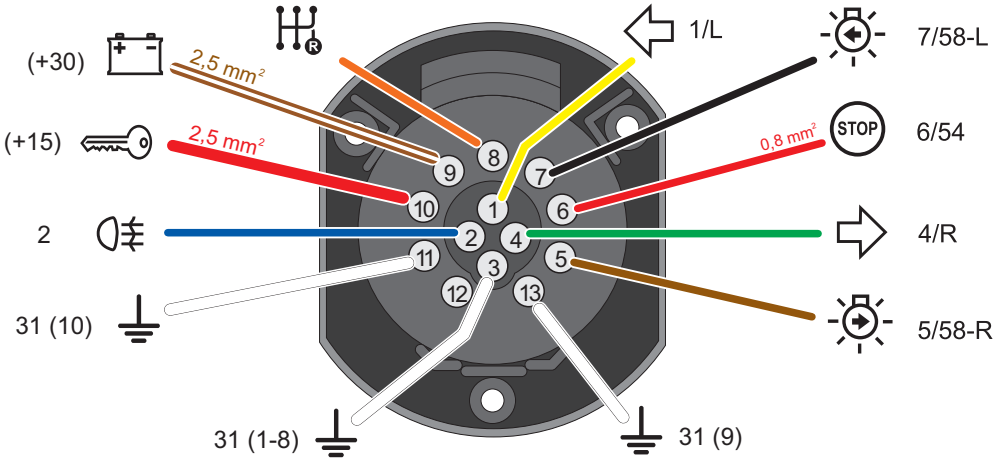

DIN / ISO 11446		ES	GB	FR	IT	DE	PT
1	1/L	Intermitente izquierdo	Left indicator	Clignotant gauche	Freccia sinistra	Fahrtrichungs-anzeiger links	Vira à esquerda
2	2	antiniebla trasera	rear fog light	Anti-brouillard	Retro-nebbia	Nebel-schlussleuchte	Nevoeiro traseira
3	31 (1-8)	Masa (1-8)	Earth (1-8)	Masse (1-8)	Massa (1-8)	Masse (1-8)	Terra (1-8)
4	4/R	Intermitente derecho	Right indicator	Clignotant droit	Freccia destra	Fahrtrichungs-anzeiger rechts	Vira à direita
5	5/58R	Posición derecha	Right tail light	Veilleuse droite	Posizione destra	Rechte Schlussleuchte	Luz traseira direita
6	6/54	Luz de freno	Brake light	Feu de stop	Luce d'arresto	Brem-sleuchte	Luz de freio
7	7/58L	Posición izquierda	Left tail light	Veilleuse gauche	Posizione sinistra	Linke Schlussleuchte	Luz traseira esquerda
8	8	Marcha atrás	Reverse light	Marche arrière	Retro-marcia	Rückfahr-leuchte	Luz Reversa
9	+30	Corriente continua	Permanent current	Courant continue	Positivo permanente	Permanent-strom	Corrente constante
10	+15	Corriente de contacto	Contact current	Courant de contact	Positivo sottochiave	Schalter-strom	Corrente em chave
11	31 (10)	Masa (10)	Earth (10)	Masse (10)	Massa (10)	Masse (10)	Terra (10)
12	--	Pin vacío	Empty pin	Broche vide	Pin vuoto	Leere Kammer	Pino vazio
13	31 (9)	Masa (9)	Earth (9)	Masse (9)	Massa (9)	Masse (9)	Terra (9)

Info



1

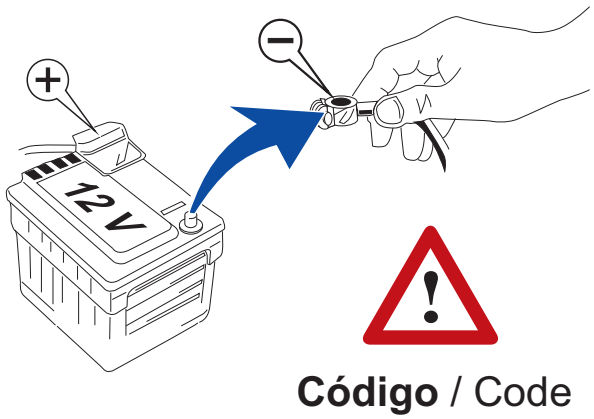

Código / Code

2 **Guía del cableado** / Harness routing

CAN **H** + CAN **L** + STOP

S H L V

M C1 C2 C3

C1 C2 C3 M

D H L S V

G1 G2 G3

A

D

G1 G2 G3

A

3 **Cableado de salida de señales** / Output signals wiring loom

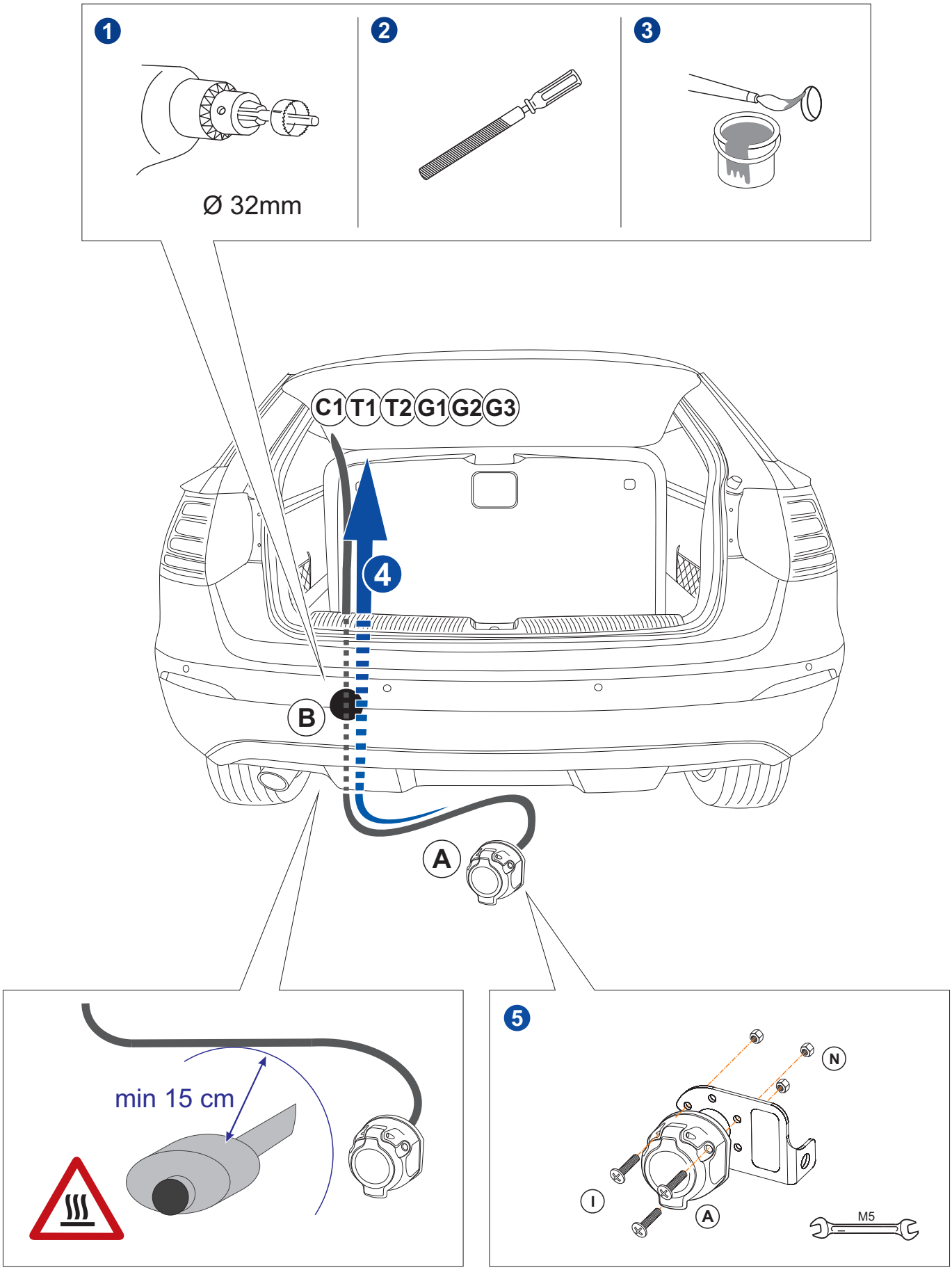

4 Conexión a la B.C.M. (Body Computer Module) / B.C.M. (Body Computer Module) Connection

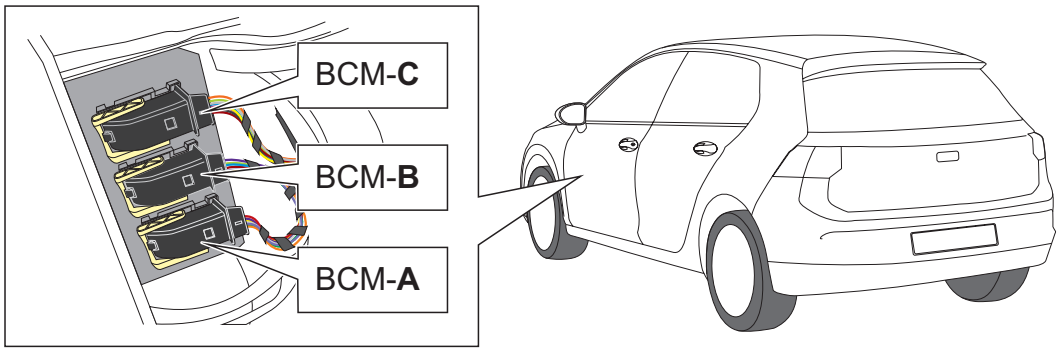

5 Opciones de conexión a la BCM / Options to connect to the BCM

Opción 1: Conector TE
Option 1: TE Connector

Opción 2: Derivadores
Option 2: Scotchloks

6 Opción 1: Conector TE / Option 1: TE connector

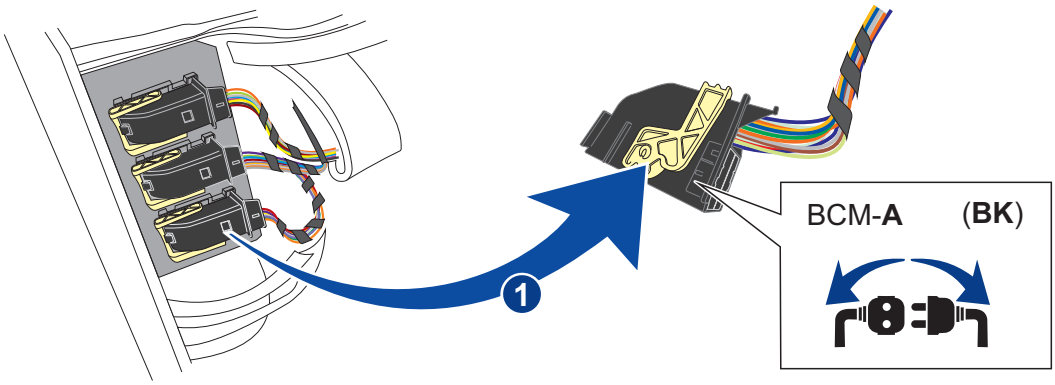

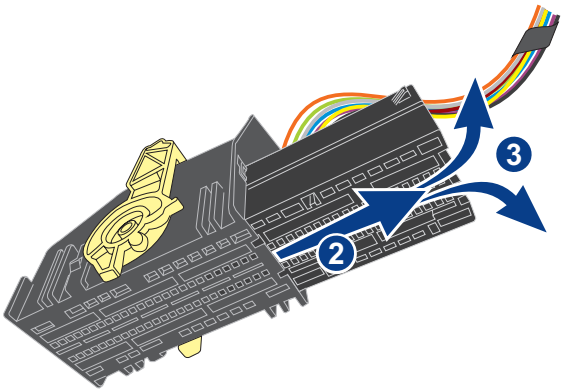

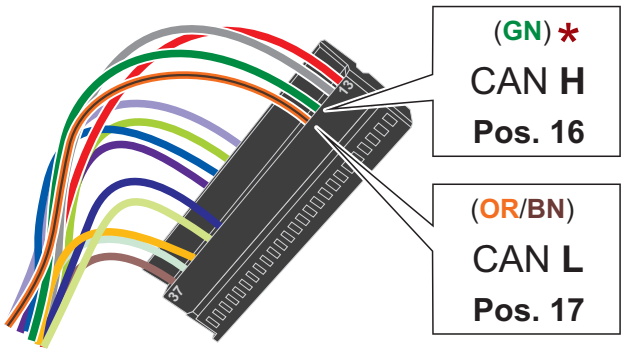

* **Color de cable alternativo** (OR/GN) Alternative wire color.

7

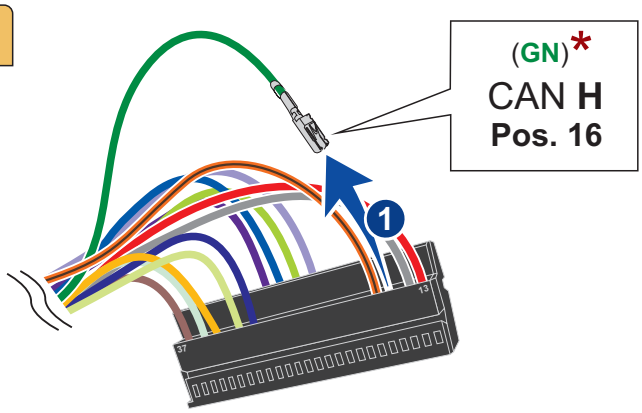

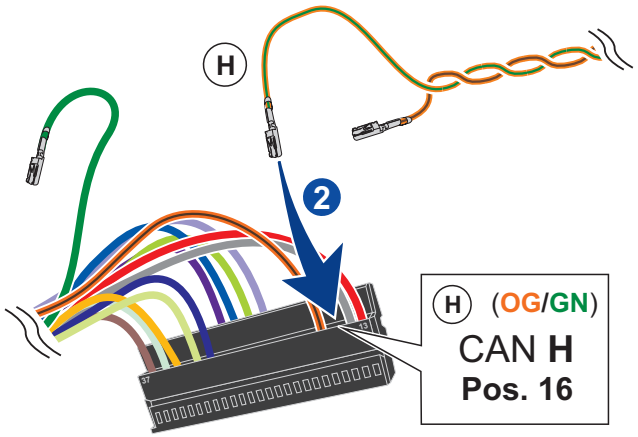

* **Color de cable alternativo** (OR/GN) Alternative wire color.

8

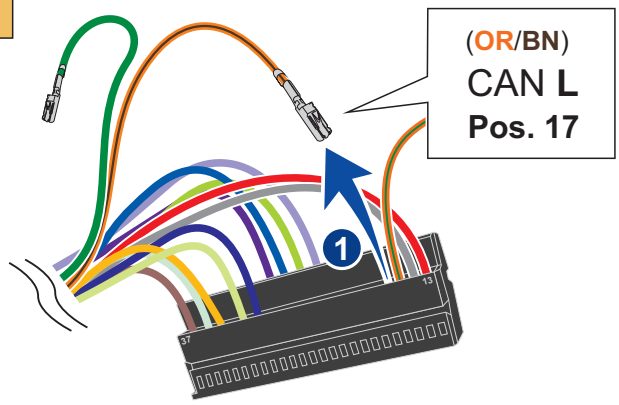

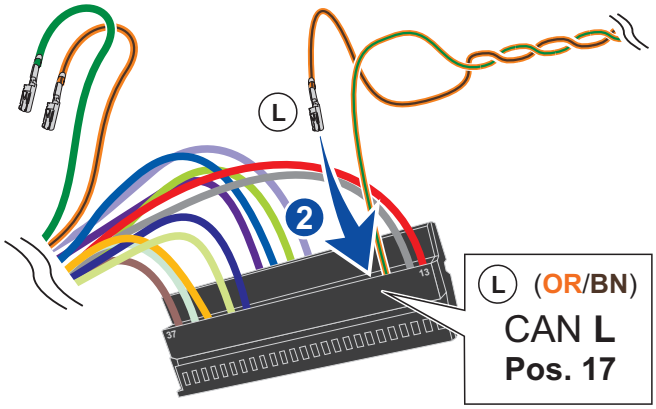

9

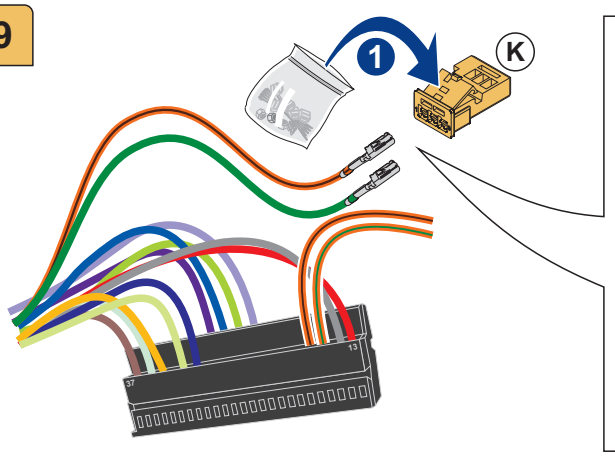

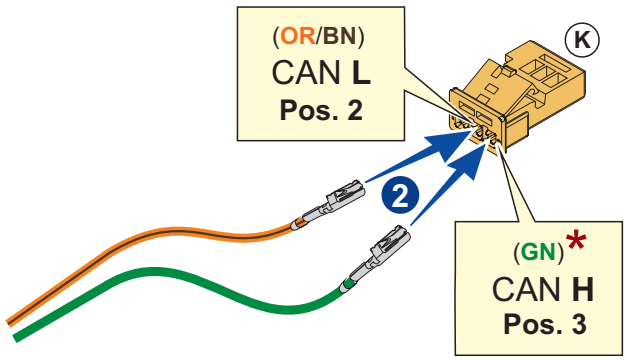

* **Color de cable alternativo** (OR/GN) Alternative wire color.

10

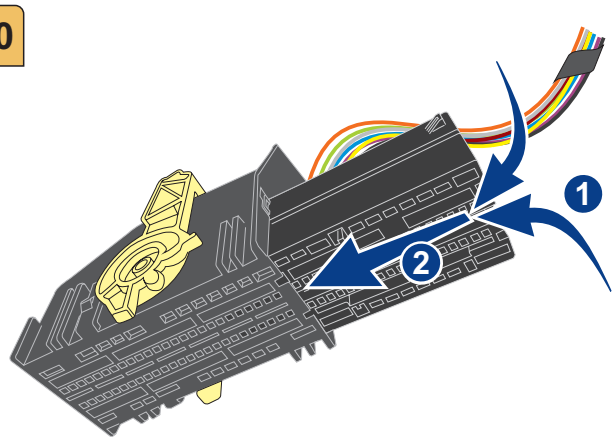

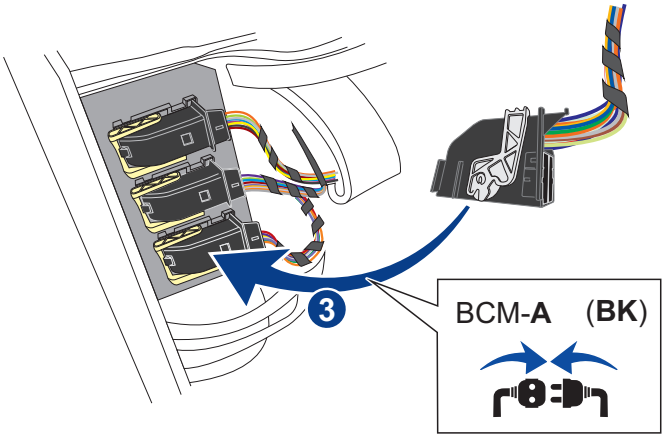

11 **Conexión de la luz de freno** / Connection of the brake light

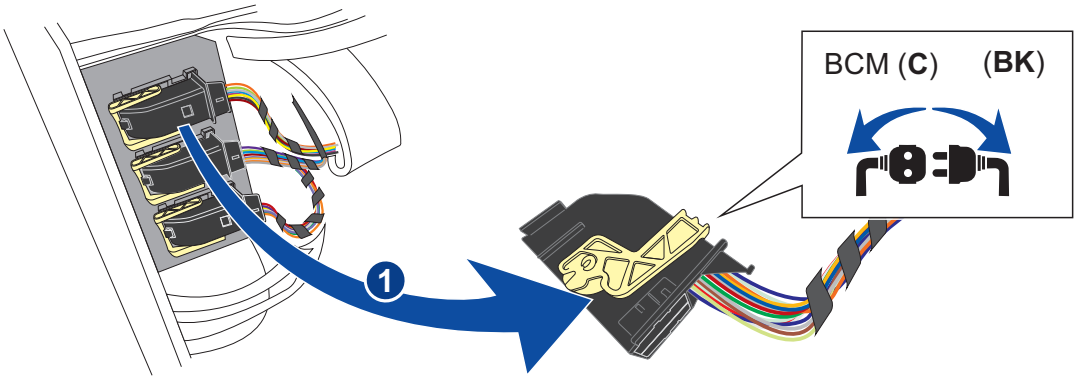

12



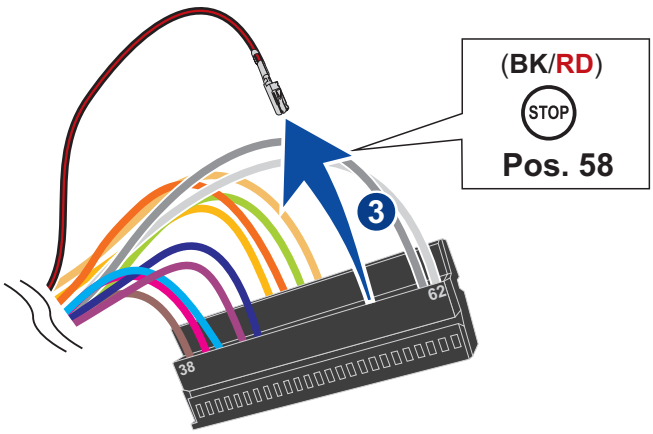

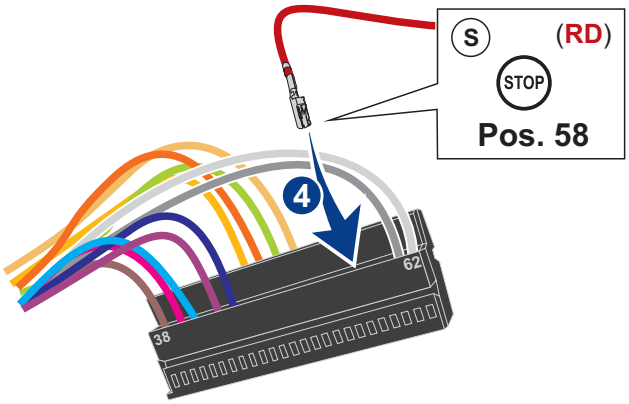

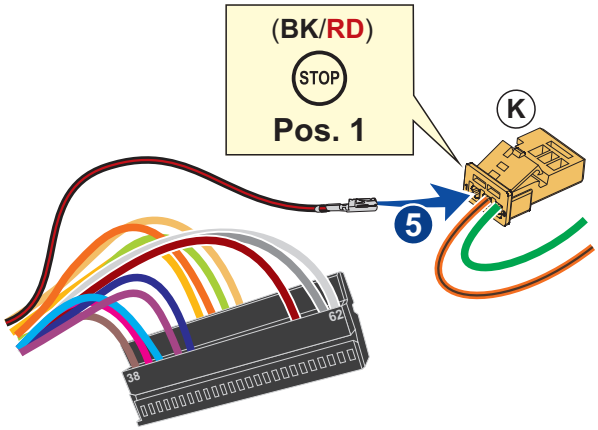

13

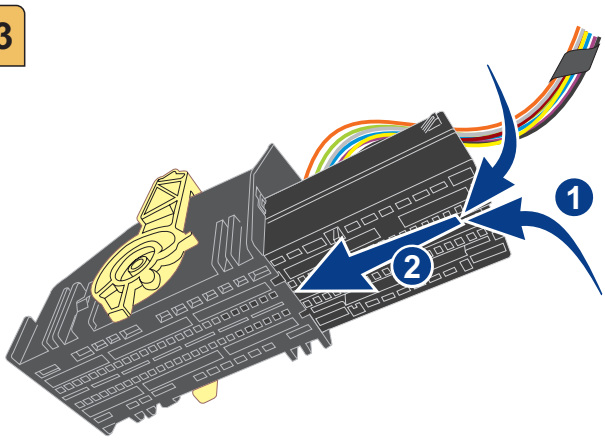

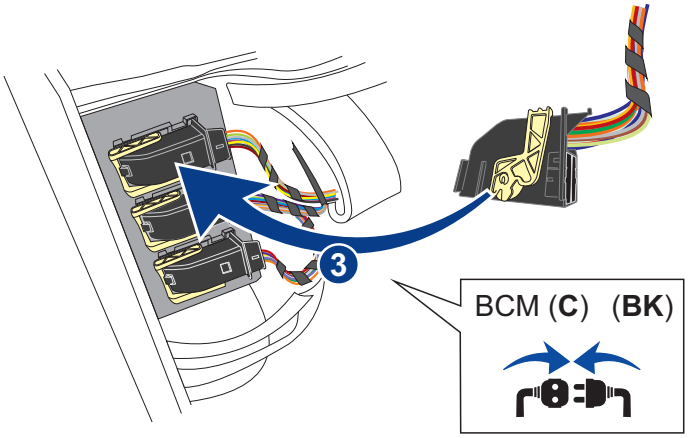

14

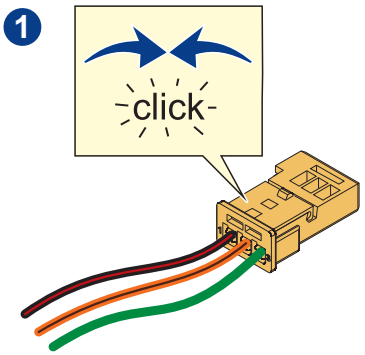

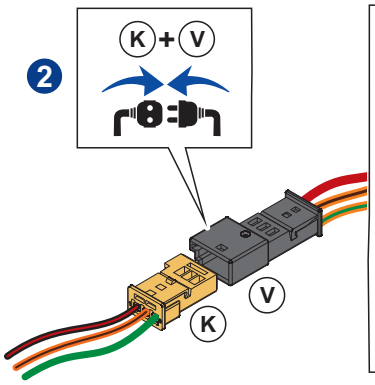

Pos. 1:	STOP	(BK/RD) + (RD)
Pos. 2: CAN L		(OR/BN) + (OR/BN)
Pos. 3: CAN H		(GN)* + (OG/GN)

* **Color de cable alternativo** (OR/GN) Alternative wire color.

15 **Opción 2: Conexión con derivadores** / Option 2: Connection by scothloks

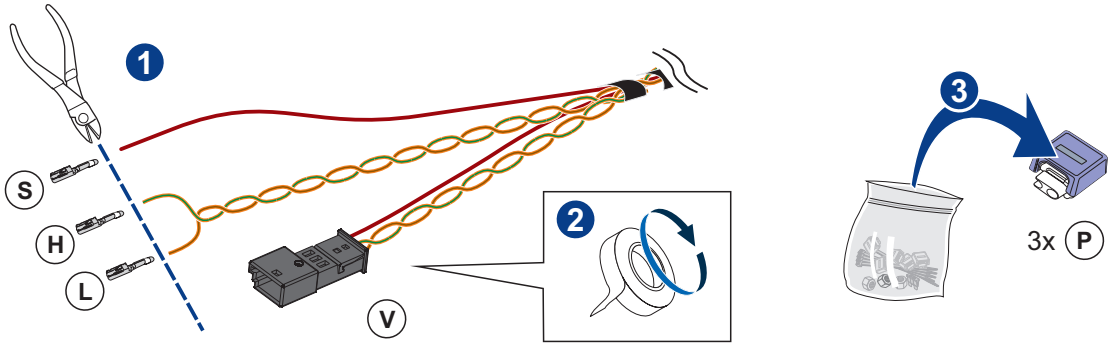

16

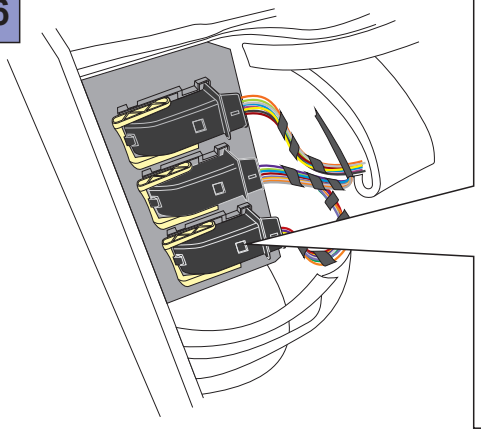

BCM-**A**

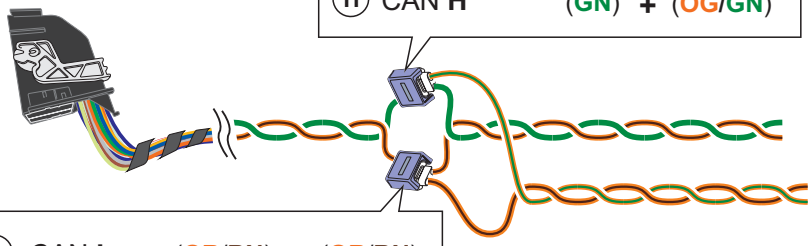

H	CAN H	(GN)* + (OG/GN)
L	CAN L	(OR/BN) + (OR/BN)

* **Color de cable alternativo** (OR/GN) Alternative wire color.

17

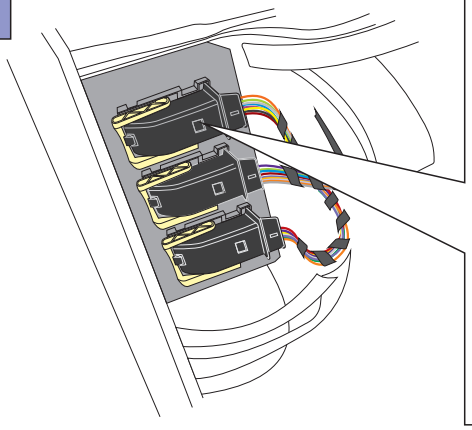

BCM-**C**

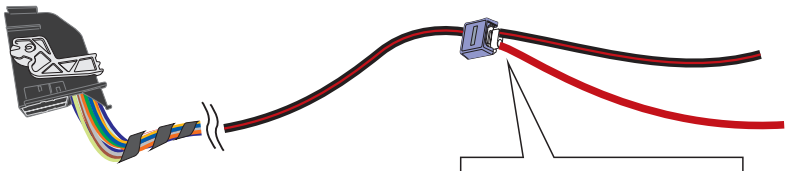

S	STOP	(BK/RD) + (RD)

18 **Conexiones de la centralita de remolque** / Connections of the trailer module

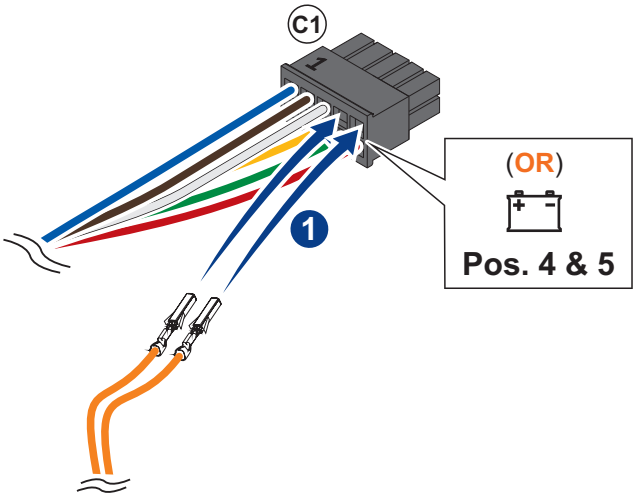

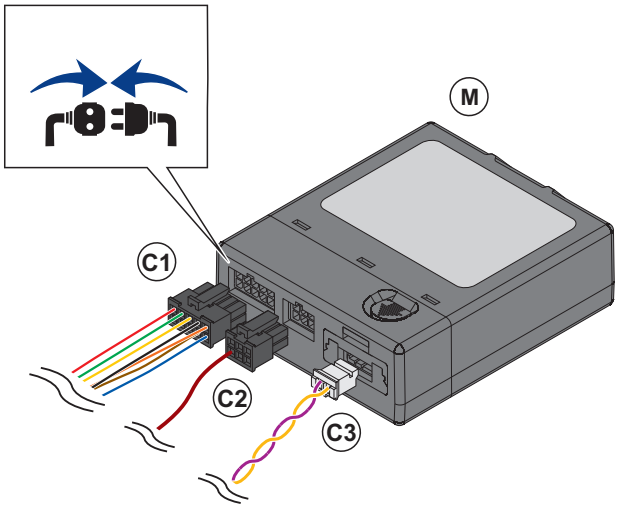

19 **Fijación de la centralita** / Fixation of the trailer module

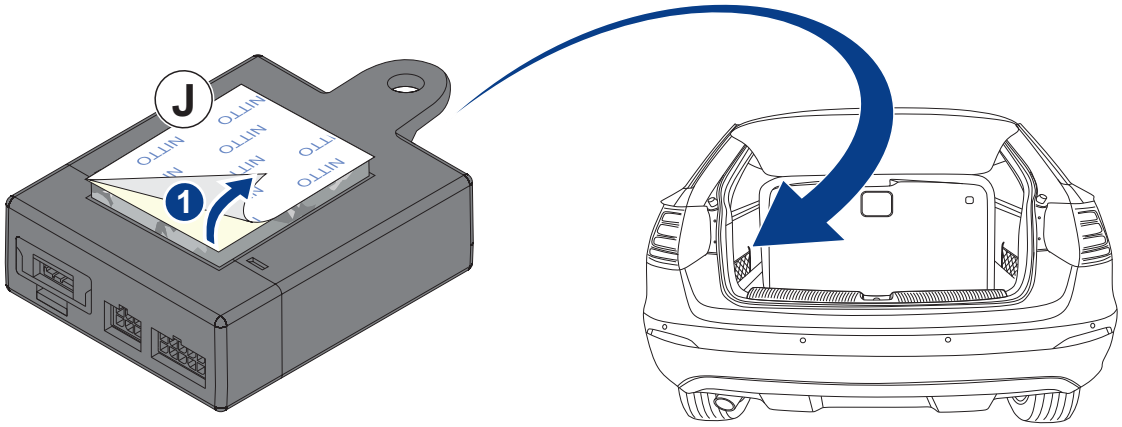

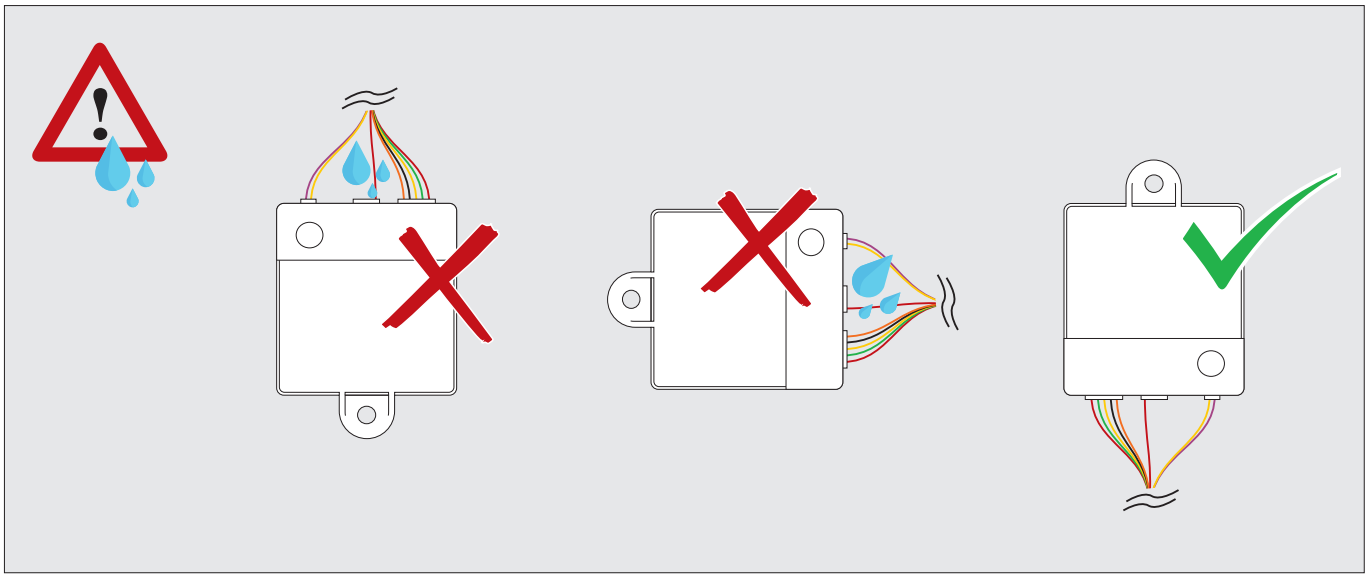

20 **Conexión a la caja de fusibles** / Connection to the fuse box

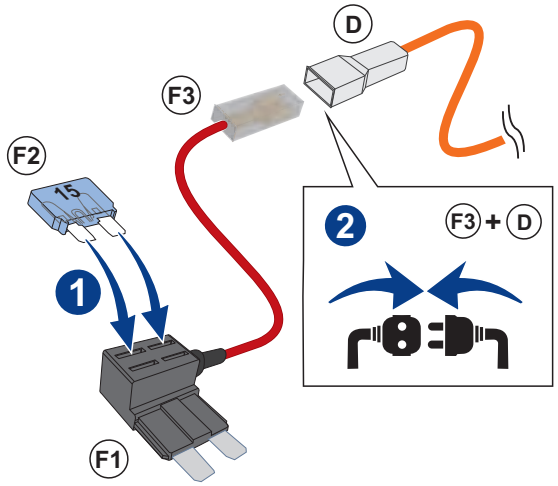

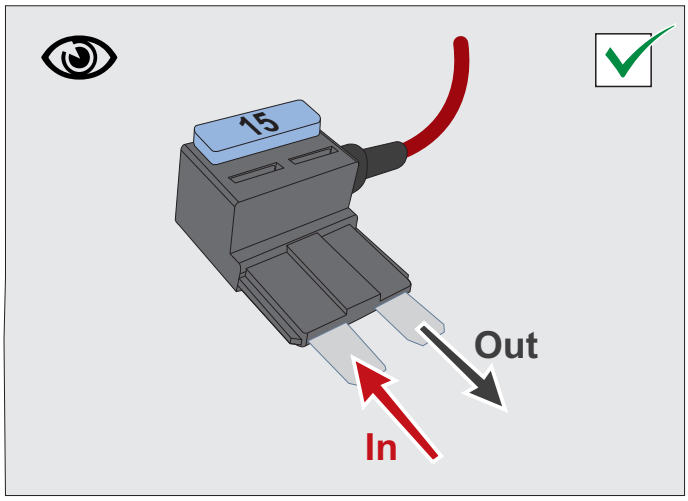

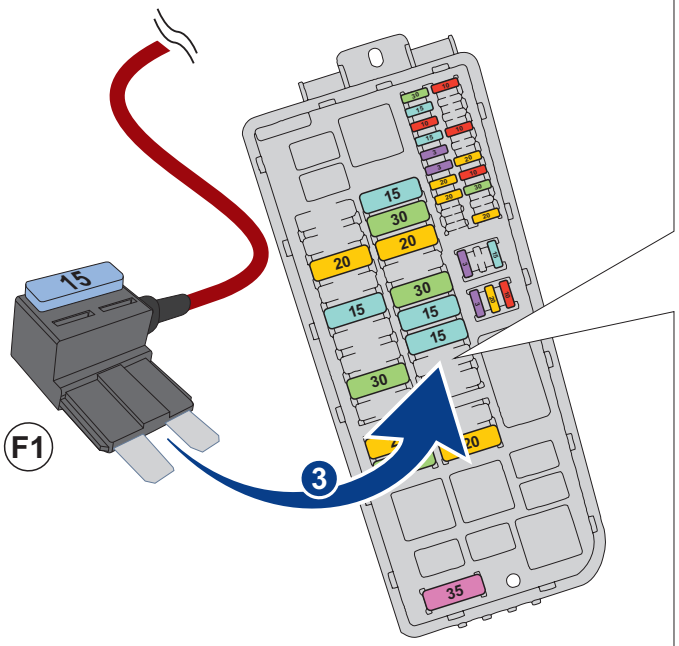

Posición del fusible / Fuse position (*)

AUDI A1 (11/2018-) 8
AUDI A3 [8V] (2013 - 2019) . . . 28
AUDI A3 [8Y] (2020 -) 29
AUDI Q2 (2016-) 28
AUDI Q3 (2019 -) 28
AUDI Q4 29
CUPRA Ateca 28
CUPRA Born 29
CUPRA Formentor 31
SEAT Ateca 28
SEAT Leon III 28
SEAT Tarraco 28
SKŎDA Enyaq 29
SKŎDA Karoq 28
SKŎDA Kodiaq 28
SKŎDA Octavia (01/2013-) . . . 29
SKŎDA Superb (09/2015-) 28
VW Arteon 28
VW Golf VII 28
VW ID3 29
VW ID4 29
VW Passat 28
VW Tiguan (05/2016 -) 28
VW Touran (10/2015 -) 28
VW T-Roc 28

(*) **Consulte el manual de usuario.**
Check the user manual

21

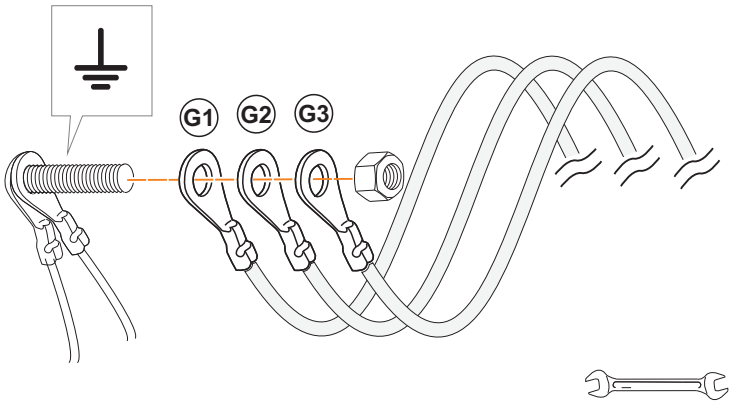

22

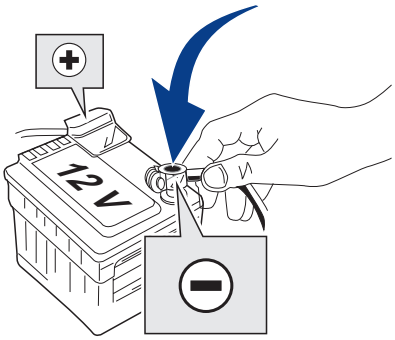

23 **No precisa activación de las funciones de remolque** / Activation of trailer functions not needed



24 **Funciones extra** / Extra functions



25 **Comprobación de alumbrado** / Lightning check



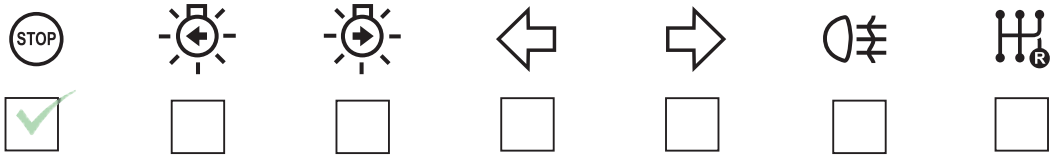

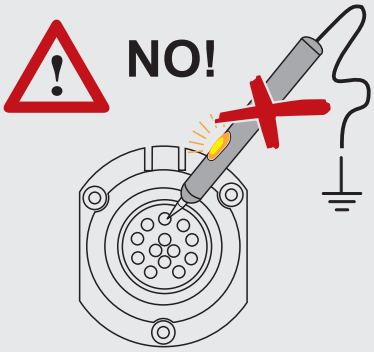

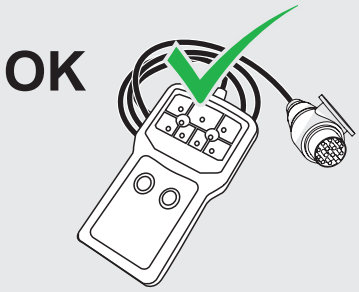

Comprobador Profesional ATT / ATT Professional Tester

Ref. / Part Nr. **ALV0C51**

26 **Opcional: tomas de caravana** / Optional: caravan power supply



T1 (BN·WH)
(+30)
Pin 9

Ref. / Part Nr. KCC0002

T2 (RD)
(+15)
Pin 10

Ref. / Part Nr. KCC0000