

6
FEET

10
FEET

16
FEET

20
FEET

24
FEET

30
FEET



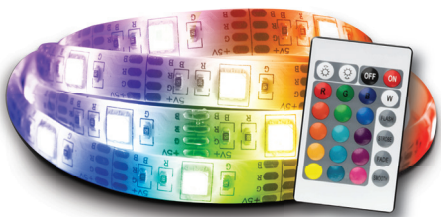
Remote
Control



RGB LED
Lighting



USB
Powered



LD20

User Manual

INTRODUCTION

Your classic LED strip is here. In all different sizes. For every single occasion and location you could need it for. Stick it behind your tv for a beautiful backlight glow. Stick it along your wall for a stunning interior vibe all along your room. Any color for any occasion.


PACKAGE CONTENTS

- 1x LED Strip
- 1x LED USB Power Cord
- 1x Remote


HOW TO USE

- 1) First start by taking everything out of the box and make sure you have everything
- 2) Unravel the light strip and begin to place it in your desired location.
- 3) Make sure the lights are plugged into an outlet
- 4) Remove plastic tab from the remote to activate battery.
- 5) Press the on button and enjoy !

1



PRODUCT OVERVIEW



SPECIFICATIONS & FEATURES

- 4 Dynamic Color Changing Modes
- 16 Different Colors in Static Mode
- Adjustable brightness level
- Adhesive backing for easy installation
- Remote uses 1 CR2025-2032 (Battery Included)

2

CARE AND SAFETY

- Do not use this unit for anything other than its intended use.
- Keep the unit away from heat source, direct sunlight, humidity, water or any other liquid.
- Do not expose the device to extremely high or low temperatures, as it may damage the battery.
- Do not operate the unit if it has been wet or moist to prevent against electric shock and/or injury to yourself and damage to the unit.
- Do not use the unit if it has been dropped or damaged in any way.
- Repairs to electrical equipment should only be performed by a qualified electrician. Improper repairs may place the user at serious risk.
- Keep the unit out of reach of children.
- This unit is not a toy.

BATTERY DISPOSAL:

This product contains a lithium polymer battery. Lithium polymer batteries are environmentally safe when fully discharged. Please refer to your local and state laws for battery disposal procedures.