
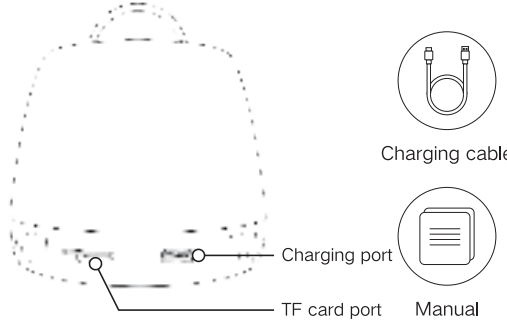


Magnetic Bluetooth Speaker

Instruction Manual





Description and Accessories




Note: The figures in this manual are schematic diagrams. Due to technical and system upgrades, the information and parameters marked may deviate from the actual product. Please refer to the actual product.

Instructions






- Long press to turn on and off
- Short press to play/pause
- Double-click to switch to music mode/cinema game mode
- Triple-click to switch to lighting




- Short press to switch to the next song
- Long press to increase the volume
- Double-click to switch Bluetooth mode/TF card mode/FM radio modeM radio mode




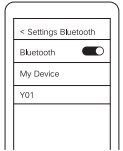
- Short press to switch to the previous song
- Long press to reduce the volume
- Double-click to enter TVVS team mode

Bluetooth pairing

- When powered on for the first time, it will automatically enter Bluetooth pairing mode. Search for "Y01" in the connected device and select and connect.







- If it has been successfully paired, the speaker will automatically reconnect to the last device. If it fails to reconnect within 5 seconds, it will enter pairing mode. If pairing is unsuccessful, it will automatically shut down after 5-10 minutes. In the off state, Changan can re-pair forcibly within 5 seconds.

Warranty card

Product name		stamp
Product model		
Purchase date		
User name		
User address		
Contact number		
Maintenance person		
Fault description		

FCC Warning

This device complies with Part 15 of the FCC Rules. Operation is subject to the following two conditions:
(1) This device may not cause harmful interference, and (2) this device must accept any interference received, including interference that may cause undesired operation.

NOTE 1: This equipment has been tested and found to comply with the limits for a Class B digital device, pursuant to part 15 of the FCC Rules. These limits are designed to provide reasonable protection against harmful interference in a residential installation. This equipment generates, uses and can radiate radio frequency energy and, if not installed and used in accordance with the instructions, may cause harmful interference to radio communications. However, there is no guarantee that interference will not occur in a particular installation. If this equipment does cause harmful interference to radio or television reception, which can be determined by turning the equipment off and on, the user is encouraged to try to correct the interference by one or more of the following measures:
- Reorient or relocate the receiving antenna.
- Increase the separation between the equipment and receiver.
-Connect the equipment into an outlet on a circuit different from that to which the receiver is connected.
-Consult the dealer or an experienced radio/TV technician for help.

NOTE 2: Any changes or modifications to this unit not expressly approved by the party responsible for compliance could void the user's authority to operate the equipment.

The device has been evaluated to meet general RF exposure requirement. The device can be used in portable exposure condition without restriction.

PDF
MARK