laifen Wave Electric Toothbrush

Quick Start Guide

Selecting the Right Brush Head



Gum Care (CS)
Gentle cleaning for comfortable daily brushing



Super-Clean (GS)
High-efficiency cleaning that leaves teeth feeling fresher



Ultra-Whitening (US)
Powerful cleaning that whitens and polishes teeth



Startup & Mode Selection

Step 1
Attach your selected brush head.

Step 2
Long press the power button for 2 seconds to disable Flight Mode.

*Please apply light pressure when pressing the button.



* There is a 1mm gap between the handle and the brush head in order to reduce vibrations between the two.

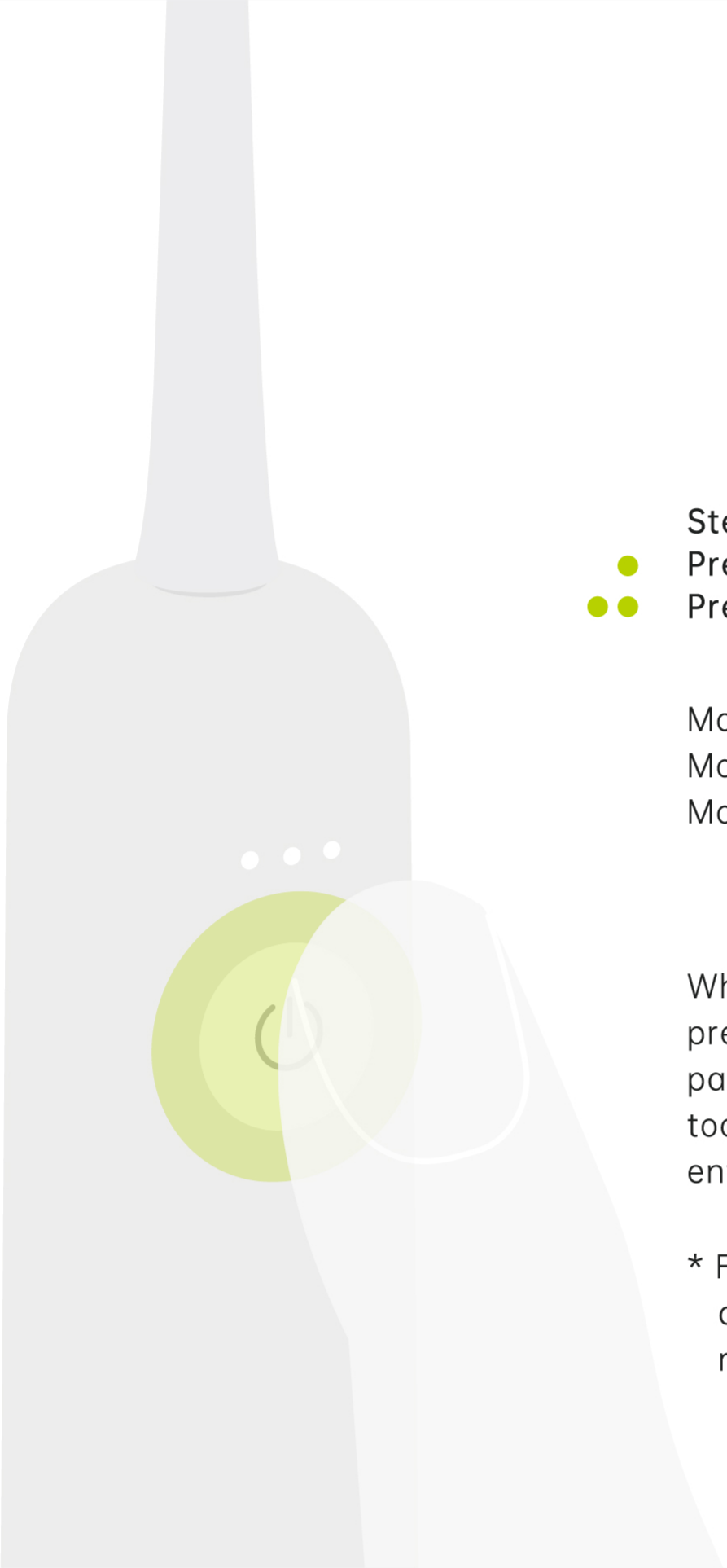

Step 3

● Press once - on / pause

●● Press twice - switch modes

Mode 1
Mode 2
Mode 3

While the toothbrush is on, press the button to pause. If paused for 10 seconds, the toothbrush will automatically enter Sleep Mode.

* For more information about the modes, please refer to the User Manual.



Customizing Personalized Modes

Using the laifen App

Step 1
Scan the QR code to download and install the app from your app store.

Android

iOS

Step 2
Ensure that the toothbrush is on and that the power indicator is lit.

*If you need help connecting with the laifen App, please refer to the User Manual.

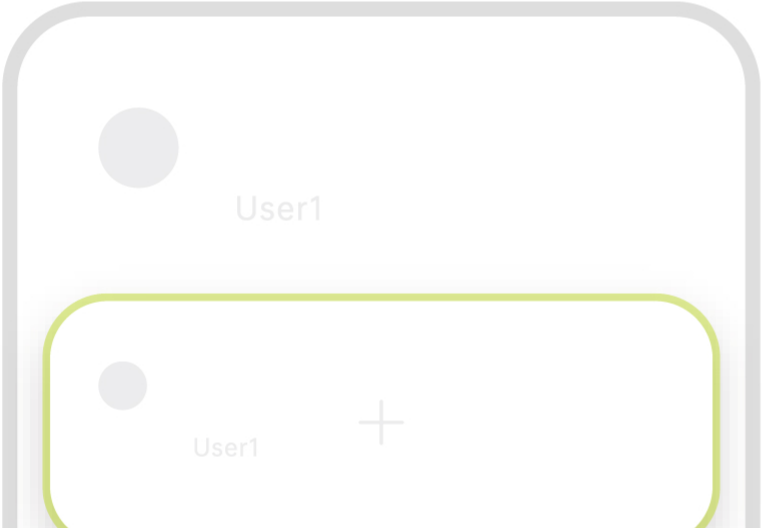

Step 3
Open the app and tap the "+" to find your device. Then tap on the device named LFTBO1-X-XXXX to link it (XXXX represents the device ID number).

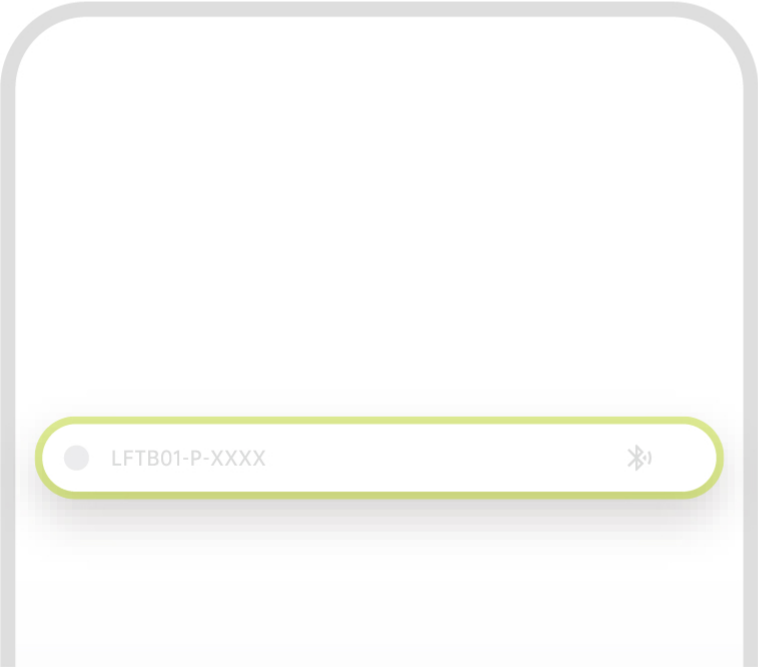



Step 4
Customize your brushing modes by adjusting the Vibration Strength, Oscillation Range, and Oscillation Speed.

Scientific Brushing Method



Step 1
Put a small amount of toothpaste on the brush head, wet it with water, and then turn on the toothbrush.

⚠
Be sure to put the toothbrush in your mouth before turning it on to prevent the toothpaste from splashing.

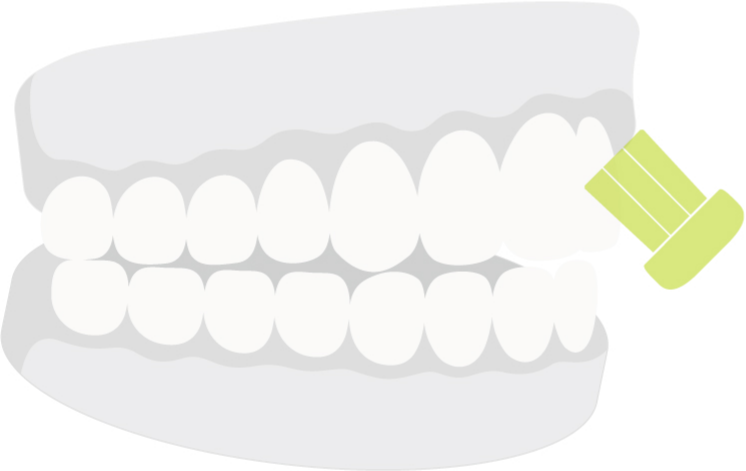

Step 2
Position the toothbrush so that it is on the border between the gums and the teeth. Tilt the toothbrush upwards at a 45° angle and guide the toothbrush so that it rests on each tooth for a few seconds.

Step 3
Every 30 seconds the toothbrush will vibrate to remind you to change the brushing area.*
After 2 minutes of brushing, the toothbrush will automatically enter Sleep Mode.

*This feature is not enabled by default and needs to be activated in the laifen App.

Step 4
After brushing your teeth, rinse your mouth with water.

For more information on product usage
please read the User Manual or visit laifen official
website: www.laifentech.com

2023 Laifen Inc. All rights reserved.