



PORTABLE BLUETOOTH SPEAKER



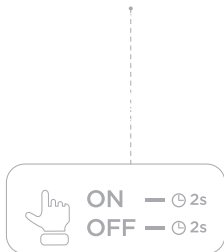
Charging Indicator	 —   — 
--------------------	---

 Blinking red

 Solid red



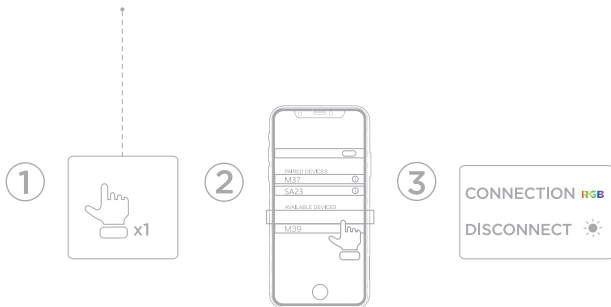
Don't plug the cable in when your speaker and the charging port are not completely dry. Leave your speaker in a dry area with some airflow to let the port air dry naturally.



ON All lights on

OFF All lights off

Press and hold the Power button for 2 seconds to power on.
Press and hold the Power button again for 2 seconds to
power off.

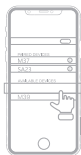



Enter the color state and echo the logo light effect



White light breathing flash

When the speaker is turned off, press and hold the power button for 2 seconds until the white light breathing, you can enter the Bluetooth connection mode.



White indicator light flashes in a loop

TWS pairing



White light breathing flash (speaker 1)

TWS connected



Enter the color state and echo the logo light effect (speaker 2)



Connect a device to the AUX IN jack with an audio cable.



Plug a USB storage device that contains playable audio contents into the USB port of the speaker.

- The speaker switches to the USB source automatically.
- Audio playback will start automatically.

Connect to microphone (not included).



Press the reset button once.







 **x1** Play/pause (AUX IN mode mute)


 **x1** Previous song



 **x1** Next song

 **x1** Sound mode switching

 **x1** Volume down
 Press and hold
Quickly turn down the volume

 **x1** Volume up
 Press and hold
Quickly turn up the volume

  **2s** Turn on/off
x1 Mode switching

 **x1** Bluetooth connection/disconnect
x2 TWS connection/disconnect
 **5s** Clear Bluetooth pairing list