

fingers[®]



Quick Start Guide

SizeZero Pods
True Wireless Earbuds

I. Important – Warnings and Safety Instructions

1. To avoid accidental ingestion, keep the earbuds away from small children and pets. The earbuds contain a lithium battery, and may be hazardous if swallowed. If ingested, seek immediate medical attention. When not in use, place the earbuds in the charging station, thereby keeping out of reach from small children and pets.
2. While placing the earbuds in your ears, please keep the volume down and then gradually adjust the volume to an appropriate, comfortable level.
3. Prolonged use at high volumes might damage your hearing.
4. Focus on your safety and of others. We recommend to not listen to music while riding or driving, or at any time where the inability to hear surrounding sounds may present a danger to yourself or others.
5. If you experience a warm sensation or loss of audio, please remove and disconnect immediately.
6. Do not place the product near heat sources such as fire, radiators, stoves, light candles and other apparatus that produces heat.
7. Use only those accessories supplied by FINGERS.
8. Unplug the Charging Case once earbuds are fully charged, when unused for long periods of time or during lightning/thunderstorms.
9. It is recommended to refer all servicing to qualified personnel. Servicing is required when the device has been damaged in any way. Any evidence of any attempt to open and/or alter the device, including any scratch, peeling, puncturing, or removal of any of the labels, will void the Limited Warranty.

CAUTION: Do NOT use earbuds while swimming or shower.

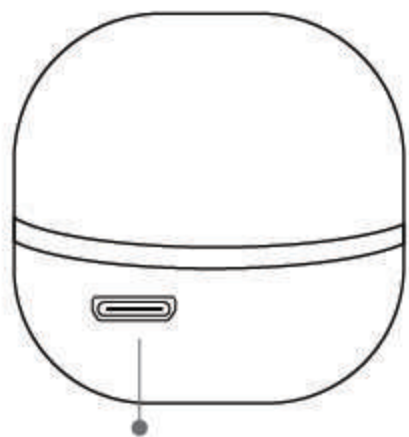
Please note: To prevent rusting, regularly clean the charging pins on the earbuds with a dry, soft cotton swab or equivalent.

II. In the box

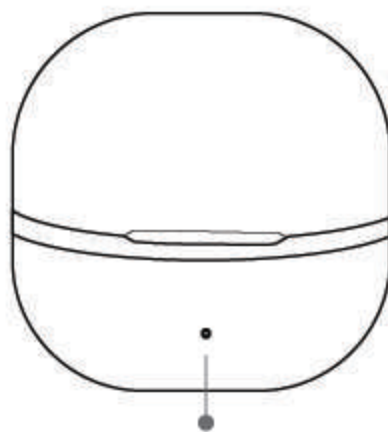
- 1 x FINGERS SizeZero Pods (Charging Case + TWS Pods)
- 1 x Charging Cable
- 2 x Extra Ear-gels
- 1 x Quick Start Guide
- 1 x Brand Note

III. On-board Controls

1) Charging Case

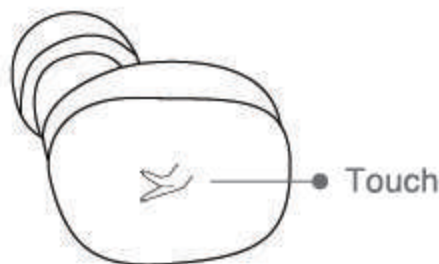


Micro USB Charging Port



LED indication

2) Earbuds



Soft Touch control functions

What to do	Function 1	Function 2
Ideal		
Single Tap (L/R earbud)	Play/Pause	Receive incoming Call
Long Touch for 2 secs (L/R earbud)	Voice Assistant	Reject incoming Call
Long Touch for 4 secs (L/R earbuds)	Power Off/On	
While grooving to music		
Single Tap (L/R earbud)	Play/Pause	
Double Tap	R earbud - Next Track L earbud - Previous Track	
Triple Tap	R earbud - Volume Up L earbud - Volume Down	
During Calls		
Single Tap (L/R earbud)	End Call	

IV. Charging

With up to 5 hours playback time in the earbuds and 2 times recharges in the charging case, FINGERS SizeZero Pods provides up to 15 hours of playtime.

V.1) Earbuds

- The earbuds charge while they are in the Charging Case.
- Place R and L earbuds in the Charging Case. The blue light appears on Charging Case, indicating that it is in charging mode.
- The LED disappear when it is fully charged and Charging Case will be switched off to stop charging automatically.
- It takes approximately 40 mins to full charge the earbuds.

V.2) Charging Case

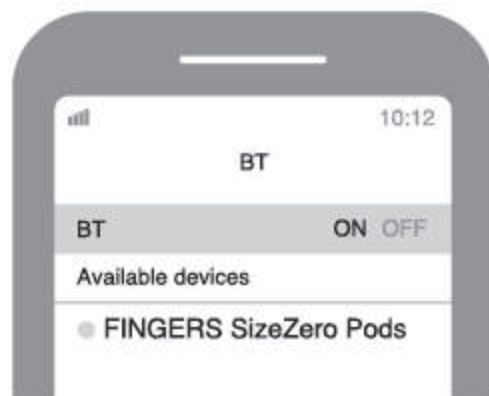
- Plug the Charging Case into a USB Power Supply using Micro USB charging cable provided.
- While charging the LED turns red and flashing. Once it is completely charged it turns to solid red.
- Allow up to 45 mins to completely charge the Charging Case while 1.5 hours for Charging case with earbuds.

Disclaimer: Please use only Micro USB charging cable for charging.

V. Bluetooth Pairing

VI. 1) TWS Mode

- Take out any of the earbuds from the Charging Case and the earbuds flashes on, once it is switched on.
- The earbud flashes in red and blue alternating, signifying that it is ready to pair a device.
- As it flashes blue and red alternately, make sure that Bluetooth is enabled on your device. Find the device list and select *FINGERS SizeZero Pods*. Once the Bluetooth connection is successful, the earbuds flashes in blue alternately, a sound beep “connected” is heard and it is ready to play.
- Another earbud will get connected with first one automatically as soon as it is taken it out from charging case and switched on.



VI. 2) Single Earbud

- Take out any one of the earbuds from the Charging Case and the earbud flashes on.
- The earbud flashes in red and blue alternating, signifying that it is ready to pair a device.
- As it flashes blue and red alternately, make sure that Bluetooth is enabled on your device. Find the device list and select *FINGERS SizeZero Pods*. Once the Bluetooth connection is successful, the earbud flashes in blue alternately, a sound beep “connected” is heard and it is ready to play.

Note: Both buds can be connected separately with 2 different mobile phones and can be used as single Ear-bud.

VI. Product Specifications

Wireless Protocol	Bluetooth v5.1
BT Profiles Supported	A2DP, AVRCP, AVDTP, HFP, HSP, RFCOMM, PNP
Input Power Rating	DC 5.0 V 500 mA Max
Driver unit	Φ6 mm
Effective Frequency Response	2.402 - 2.480 GHz
Effective Range	up to 10 m
Battery Capacity	Charging Case: 180 mAh Each Earbud: 25 mAh
Battery Type	Li-ion Polymer
Charging Time	Charging Case: Up to 45 mins Each Earbud: Up to 40 mins
Playback Time¹	Up to 5 hours
TalkTime¹	Up to 3 hours
Standby Time	80 hours
On Device Controls	MFB - Play/Pause Next Track/Previous Track Volume Up/Down Voice Assistant
Dimensions (L x W x H)	Charging Case: 36.5 x 36.5 x 22.8 mm (L x W x H) Earbuds: Earbuds 22.5 x 13.9 x 17.0 mm
Weight	Charging Case: 18 g Earbuds: 2.9 g each
Supplementary Features	<ul style="list-style-type: none">- Tiniest TWS- Dual Support: Single Earbud and Double as TWS- Intuitive Touch Controls for Calls, Track and Volume- Sweat proof² (IPX4 rating)- Voice Assistant (on default OS)- Micro USB port- Built-in Mic with SNC™ (Surround Noise Cancellation) Technology- 2 times additional charges