



## INTRODUCTION

This Technical Service Manual has been compiled to provide the most recent service information for Built-In Series appliances prior to serial #4100000. The information in this manual will enable the service technician to diagnose malfunctions, perform necessary repairs, and return a Built-in Series unit to proper operational condition.

The service technician should read the complete instructions contained in this manual before initiating any repairs.

## IMPORTANT SAFETY INFORMATION

Below are Product Safety Labels used in this manual. The "Signal Words" used are **WARNING** or **CAUTION**.

When reviewing this manual, please note these different Product Safety Labels placed at the beginning of certain sections of this manual. You must follow the instructions given in the boxes of the Product Safety Labels in order to avoid personal injury and/or product damage.

The sample Product Safety Labels below illustrate the precautions that should be taken when the signal word is observed.

### **WARNING**

**INDICATES THAT HAZARDOUS OR UNSAFE PRACTICES COULD RESULT IN SEVERE PERSONAL INJURY OR DEATH!**

### **CAUTION**

**Indicates that hazardous or unsafe practices could result in minor personal injury, and/or product damage, and/or property damage!**

In addition, please pay attention to the signal word "**NOTE**", which highlights information that is especially important for the topic being covered.

**This manual is designed to be used by Authorized Service Personnel only. Sub-Zero, Inc. assumes no responsibility for any repairs made on Sub-Zero refrigeration units by anyone other than Authorized Service Technicians.**

## TECHNICAL ASSISTANCE

If you should have any questions regarding a Sub-Zero appliance and/or this manual, please contact:

*Sub-Zero, Inc.*  
*ATTN: Service Department*  
*P.O. Box 44988*  
*Madison, WI 53744-4988*

*Customer Assistance*  
*Phone #: (800) 332 - 9513*  
*Facsimile #: (608) 441 - 5887*

*Technical Assistance*  
*(For Technicians in Customer's Homes Only)*  
*Phone #: (800) 919 - 8324*

*Warranty Claims*  
*Phone #: (800) 332 - 9513*  
*Facsimile #: (608) 441 - 5886*

*Service Department e-mail Address:*  
*customerservice@wolfappliance.com*

*Office Hours:*  
*7:00 AM to 6:00 PM Central Time*  
*Monday through Friday*

The information and images contained in this manual are the copyright property of Sub-Zero, Inc. Neither this manual nor any information or images contained herein may be copied or used in whole or in part without the express written consent of Sub-Zero, Inc.©, all rights reserved.



### WARRANTY INFORMATION

This page summarizes the 2, 5 & 12 Year Warranty provided with every Sub-Zero appliance, as well as the two special warranties:

- **Non-Residential Warranty** - Applies to units installed in non-residential applications.
- **Display/Model Home Warranty** - Applies to distributor and dealer display units, and units in model homes, sold three years after date of manufacture.

Following the warranty summaries are details and notes about the warranties.

#### TWO, FIVE & TWELVE YEAR Warranty

- 2 year TOTAL PRODUCT, \*parts and labor.  
**NOTE:** Stainless Steel doors, panels, grilles & product frames are covered by a 60 day parts & labor warranty for cosmetic defects.
- 5 Year SEALED SYSTEM, \*\*parts and labor.
- 6th - 12th year LIMITED SEALED SYSTEM, \*\*parts only.

#### ONE & FIVE YEAR Non-Residential Warranty (Example: Office, Yacht, etc.)

- 1 Year TOTAL PRODUCT, \*parts and labor.  
**NOTE:** Stainless Steel doors, panels, grilles & product frames are covered by a 60 day parts & labor warranty for cosmetic defects.
- 5 Year SEALED SYSTEM, \*\*parts and labor.

#### ONE & FIVE YEAR Display/Model Home Warranty (Display units sold three years after date of manufacture)

- 1 Year TOTAL PRODUCT, \*parts and labor.  
**NOTE:** Stainless Steel doors, panels, grilles & product frames are covered by a 60 day parts & labor warranty for cosmetic defects.
- 5 Year SEALED SYSTEM, \*\*parts and labor.

#### Warranty Details:

\* Includes, but is not limited to the following:

Electronic Control System Components, Fan & Light Switches, Fan Motors & Blades, Defrost Heaters, Defrost Terminator, Drain Pan, Drain Tubes, Wiring, Light sockets & bulbs, Ice maker, Water Valve, Door hinges, Door closers & Cams, Compressor Electricals, etc. . .

**NOTE:** Stainless Steel doors, panels, grilles & product frames are covered by a 60 day parts & labor warranty for cosmetic defects.

\*\* Includes the following:

Compressors, Condenser, Evaporators, Filter-Driers, Heat-exchangers, All Tubing that Carries the Freon.

**NOTE:** Condenser Fan Motors, Freon, Solder and compressor electricals are NOT considered sealed system parts.

#### Warranty Notes:

- All warranties begin at unit's initial installation date.
- All Warranty and Service information collected by Sub-Zero is arranged and stored under the unit serial number, and the customer's last name.  
Sub-Zero requests that you have the model and serial numbers available whenever contacting the factory or parts distributor.
- The serial tag on ALL-REFRIGERATOR and ALL-FREEZER models is located by the top door hinge in the refrigeration compartment.
- The serial tag on SIDE-BY-SIDE models is located by the top door hinge in the freezer compartment.
- The serial tag on OVER / UNDER models is located by the top door hinge in the refrigerator compartment.

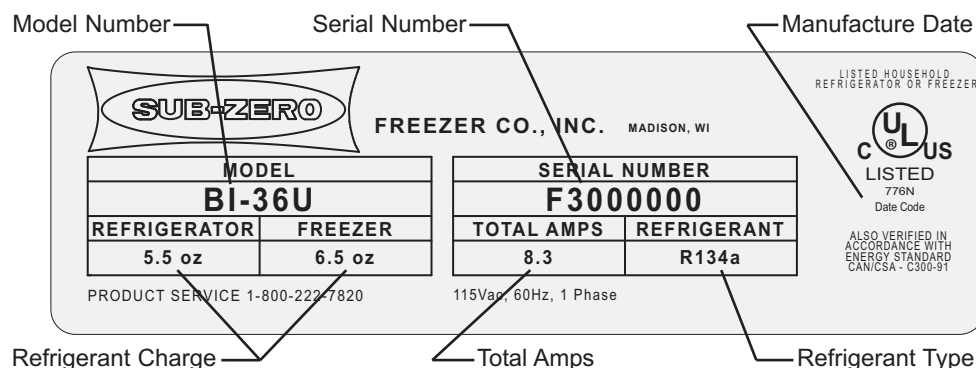


Figure 1-1. Serial Tag Layout (Layout Reference Only)



## MODEL DESCRIPTIONS

The diagram below (See Figure 1-2) explains the full model number code of the Built-in Series. The tables starting on the following page list the basic model numbers, which are all the digits up to the letter after the first forward slash, and are accompanied by diagrams of the basic models.

**NOTE:** Functional parts are common to each model configuration, meaning for example, models BI-36UG/S/PH-RH, BI-36UG/S/PH-LH, BI-36UG/S/TH-RH, BI-36UG/S/TH-LH, etc., will utilize common functional parts. For this reason, only the basic model numbers are used in this manual, unless otherwise specified.

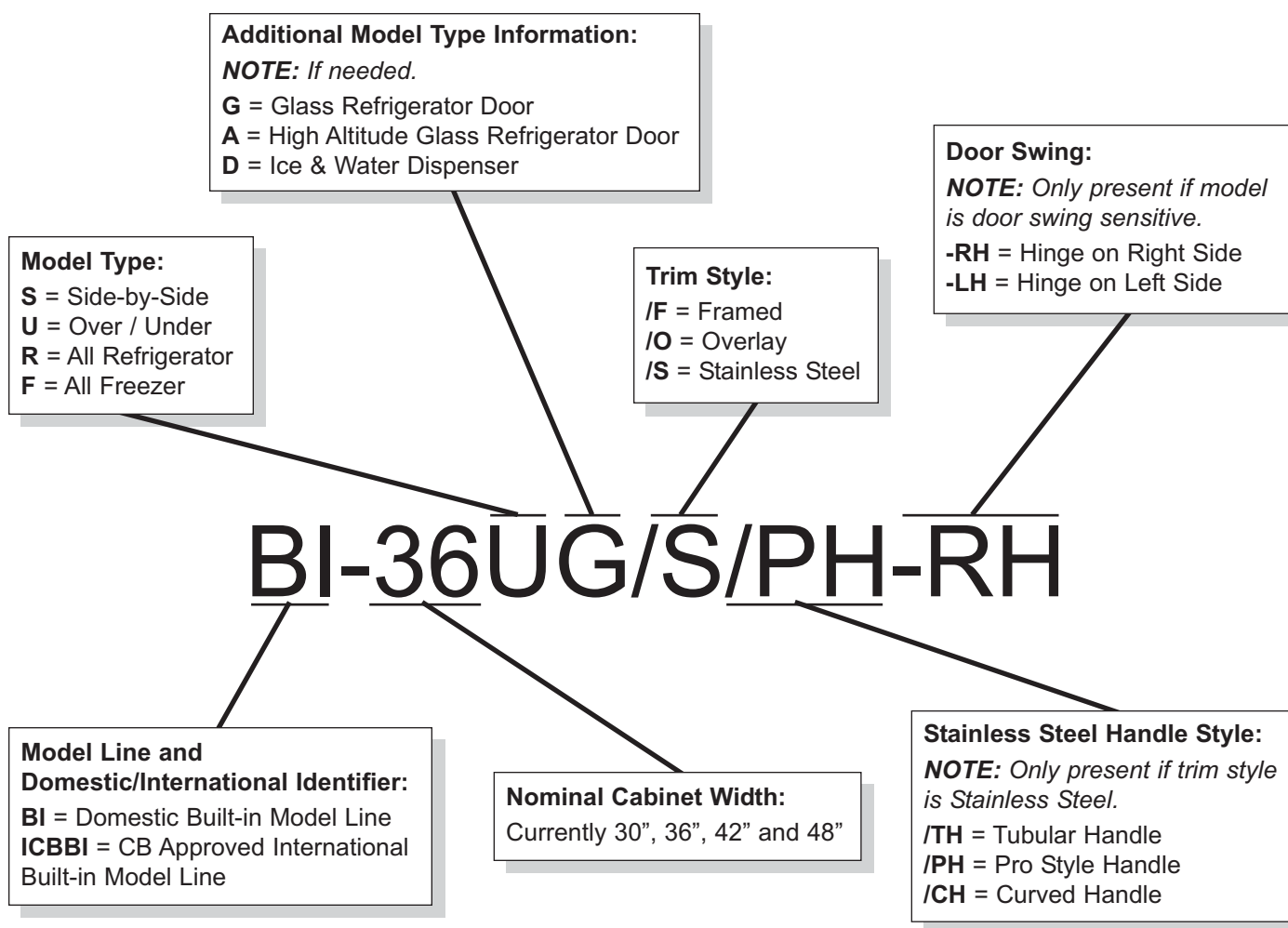



Figure 1-2. Model Number Code




MODEL	DESCRIPTION
BI-36R/F	<b>Built-In Series, 36" Wide, All-Refrigerator, Framed Door Trim with Handle, Louver Grille (Standard)</b>
BI-36R/O	<b>Built-In Series, 36" Wide, All-Refrigerator, <b>Overlay</b> Door Trim (No Handle), Panel Grille (Standard)</b>
BI-36R/S	<b>Built-In Series, 36" Wide, All-Refrigerator, Classic Stainless Steel Wrapped Door, Stainless Steel Grille (Standard)</b>



**Model BI-36R**

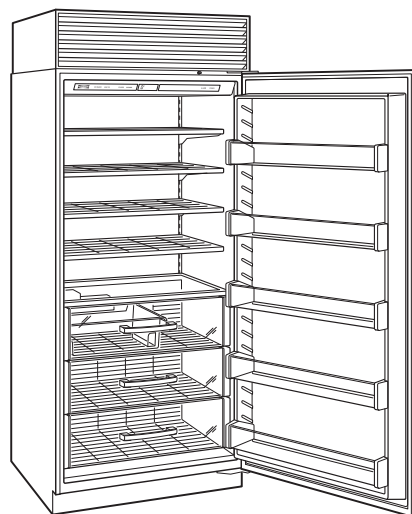
MODEL	DESCRIPTION
BI-36RG/F	<b>Built-In Series, 36" Wide, All-Refrigerator, Glass Door, Framed Door Trim with Handle, Louver Grille (Standard)</b>
BI-36RA/F	<i>(Same as above with High Altitude Glass)</i>
BI-36RG/O	<b>Built-In Series, 36" Wide, All-Refrigerator, Glass Door, <b>Overlay</b> Door Trim (No Handle), Panel Grille (Standard)</b>
BI-36RA/O	<i>(Same as above with High Altitude Glass)</i>
BI-36RG/S	<b>Built-In Series, 36" Wide, All-Refrigerator, Glass Door, Classic Stainless Steel Wrapped Door, Stainless Steel Grille (Standard)</b>
BI-36RA/S	<i>(Same as above with High Altitude Glass)</i>



**Model BI-36RG**




MODEL	DESCRIPTION
BI-36F/F	<b>Built-In Series, 36" Wide, All-Freezer, Framed Door Trim with Handle, Louver Grille (Standard)</b>
BI-36F/O	<b>Built-In Series, 36" Wide, All-Freezer, <b>Overlay</b> Door Trim (No Handle), Panel Grille (Standard)</b>
BI-36F/S	<b>Built-In Series, 36" Wide, All-Freezer, Classic Stainless Steel Wrapped Door, Stainless Steel Grille (Standard)</b>




**Model BI-36F**

MODEL	DESCRIPTION
BI-30U/F	<b>Built-In Series, 30" Wide, Over/Under, Framed Door Trim with Handles, Louver Grille (Standard)</b>
BI-30U/O	<b>Built-In Series, 30" Wide, Over/Under, <b>Overlay</b> Door Trim (No Handles), Panel Grille (Standard)</b>
BI-30U/S	<b>Built-In Series, 30" Wide, Over/Under, Classic Stainless Steel Wrapped Doors, Stainless Steel Grille (Standard)</b>



**Model BI-30U**


MODEL	DESCRIPTION
BI-30UG/F	<b>Built-In Series, 30" Wide, Over/Under, Glass Refrigerator Door, Framed Door Trim with Handles, Louver Grille (Standard)</b>
BI-30UA/F	<i>(Same as above with High Altitude Glass)</i>
BI-30UG/O	<b>Built-In Series, 30" Wide, Over/Under, Glass Refrigerator Door, <b>Overlay</b> Door Trim (No Handles), Panel Grille (Standard)</b>
BI-30UA/O	<i>(Same as above with High Altitude Glass)</i>
BI-30UG/S	<b>Built-In Series, 30" Wide, Over/Under, Glass Refrigerator Door, Classic Stainless Steel Wrapped Doors, Stainless Steel Grille (Standard)</b>
BI-30UA/S	<i>(Same as above with High Altitude Glass)</i>



**Model BI-30UG**



MODEL	DESCRIPTION
BI-36U/F	<b>Built-In Series, 36" Wide, Over/Under, Framed Door Trim with Handles, Louver Grille (Standard)</b>
BI-36U/O	<b>Built-In Series, 36" Wide, Over/Under, <b>Overlay</b> Door Trim (No Handles), Panel Grille (Standard)</b>
BI-36U/S	<b>Built-In Series, 36" Wide, Over/Under, Classic <b>Stainless Steel Wrapped Doors</b>, Stainless Steel Grille (Standard)</b>




**Model BI-36U**

MODEL	DESCRIPTION
BI-36UG/F	<b>Built-In Series, 36" Wide, Over/Under, <b>Glass</b> Refrigerator Door, Framed Door Trim with Handles, Louver Grille (Standard)</b>
BI-36UA/F	<i>(Same as above with High Altitude Glass)</i>
BI-36UG/O	<b>Built-In Series, 36" Wide, Over/Under, <b>Glass</b> Refrigerator Door, <b>Overlay</b> Door Trim (No Handles), Panel Grille (Standard)</b>
BI-36UA/O	<i>(Same as above with High Altitude Glass)</i>
BI-36UG/S	<b>Built-In Series, 36" Wide, Over/Under, <b>Glass</b> Refrigerator Door, Classic <b>Stainless Steel Wrapped Doors</b>, Stainless Steel Grille (Standard)</b>
BI-36UA/S	<i>(Same as above with High Altitude Glass)</i>




**Model BI-36UG**

MODEL	DESCRIPTION
BI-36S/F	Built-In Series, 36" Wide, Side-by-Side, Framed Door Trim with Handles, Louver Grille (Standard)
BI-36S/O	Built-In Series, 36" Wide, Side-by-Side, <b>Overlay</b> Door Trim (No Handles), Panel Grille (Standard)
BI-36S/S	Built-In Series, 36" Wide, Side-by-Side, Classic Stainless Steel Wrapped Doors, Stainless Steel Grille (Standard)



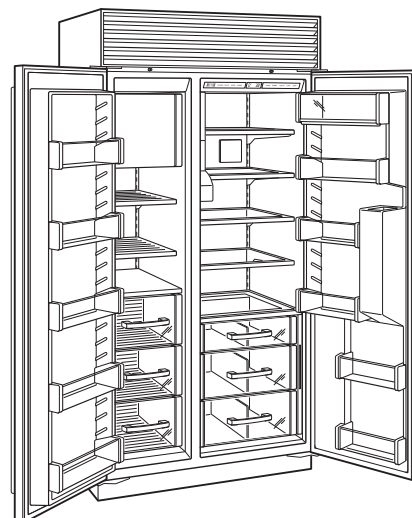
**Model BI-36S**

MODEL	DESCRIPTION
BI-42S/F	Built-In Series, 42" Wide, Side-by-Side, Framed Door Trim with Handles, Louver Grille (Standard)
BI-42S/O	Built-In Series, 42" Wide, Side-by-Side, <b>Overlay</b> Door Trim (No Handles), Panel Grille (Standard)
BI-42S/S	Built-In Series, 42" Wide, Side-by-Side, Classic Stainless Steel Wrapped Doors, Stainless Steel Grille (Standard)



**Model BI-42S**

MODEL	DESCRIPTION
BI-42SD/F	Built-In Series, 42" Wide, Side-by-Side, Ice/Water Dispenser, Framed Door Trim with Handles, Louver Grille (Standard)
BI-42SD/O	Built-In Series, 42" Wide, Side-by-Side, Ice/Water Dispenser, <b>Overlay</b> Door Trim (No Handles), Louver Grille (Standard)
BI-42SD/S	Built-In Series, 42" Wide, Side-by-Side, Ice/Water Dispenser, Classic Stainless Steel Wrapped Doors, Louver Grille (Standard)



**Model BI-42SD**






MODEL	DESCRIPTION
BI-48S/F	<b>B</b> uilt-In Series, <b>48"</b> Wide, <b>S</b> ide-by-Side, <b>F</b> ramed Door Trim with Handles, Louver Grille (Standard)
BI-48S/O	<b>B</b> uilt-In Series, <b>48"</b> Wide, <b>S</b> ide-by-Side, <b>O</b> verlay Door Trim (No Handles), Panel Grille (Standard)
BI-48S/S	<b>B</b> uilt-In Series, <b>48"</b> Wide, <b>S</b> ide-by-Side, Classic <b>S</b> tainless Steel Wrapped Doors, Stainless Steel Grille (Standard)



**Model BI-48S**

MODEL	DESCRIPTION
BI-48SD/F	<b>B</b> uilt-In Series, <b>48"</b> Wide, <b>S</b> ide-by-Side, Ice/Water <b>D</b> ispenser, <b>F</b> ramed Door Trim with Handles, Louver Grille (Standard)
BI-48SD/O	<b>B</b> uilt-In Series, <b>48"</b> Wide, <b>S</b> ide-by-Side, Ice/Water <b>D</b> ispenser, <b>O</b> verlay Door Trim (No Handles), Louver Grille (Standard)
BI-48SD/S	<b>B</b> uilt-In Series, <b>48"</b> Wide, <b>S</b> ide-by-Side, Ice/Water <b>D</b> ispenser, Classic <b>S</b> tainless Steel Wrapped Doors, Louver Grille (Standard)



**Model BI-48SD**