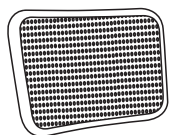
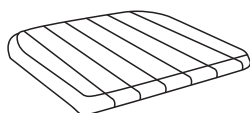


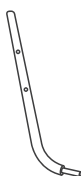
1



2



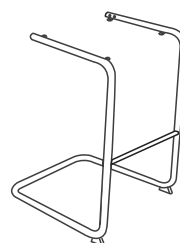
3



4



5



| | |
|---|----|
| 1 | 1x |
| 2 | 1x |
| 3 | 1x |
| 4 | 1x |
| 5 | 1x |

A



6x20mm

8x

B



6x40mm

4x

C



ø18x6x1.5mm

4x

D



ø18x6x1.5mm

8x

E



M6

4x

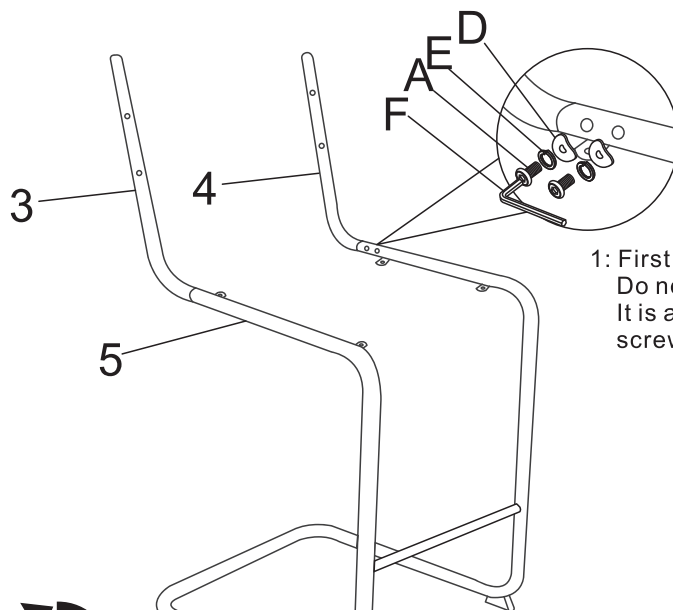
F



M4

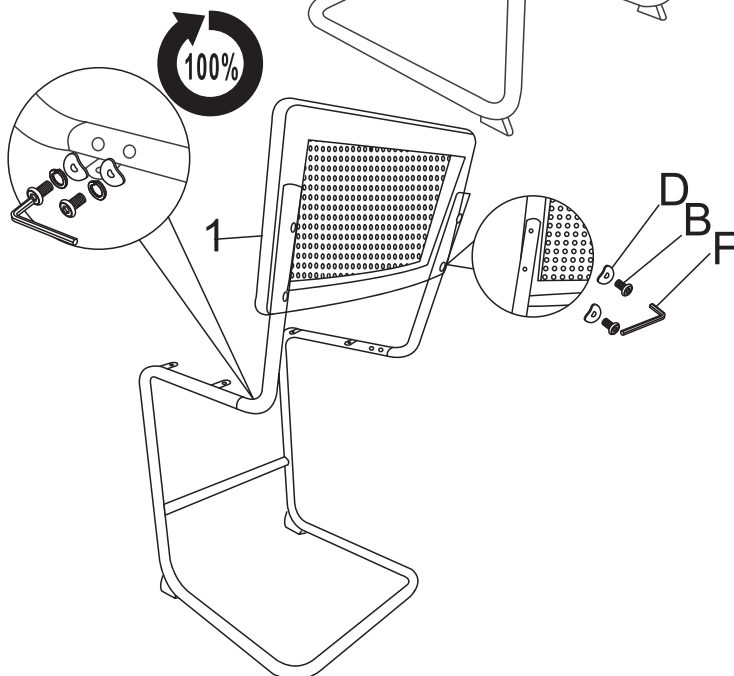
1x

①



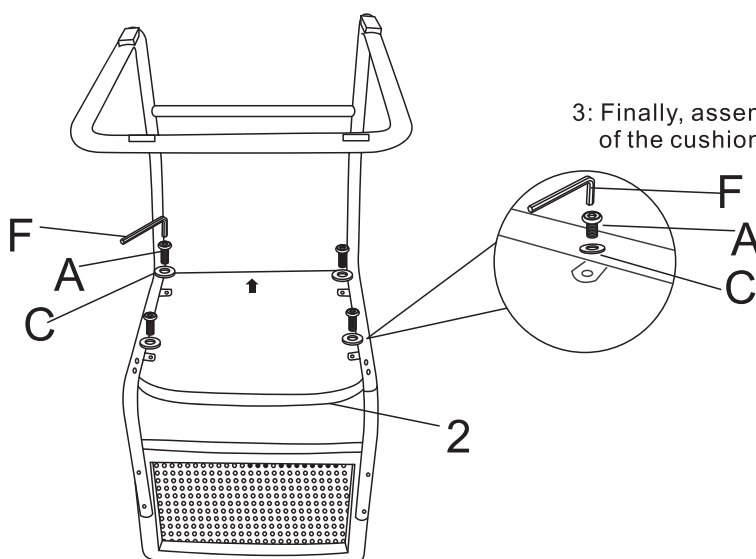
1: First assemble the backrest.
Do not lock the four screws.
It is advisable to tighten all four
screws for 3-4 turns

②



2: Then lock the four screws of the
backrest and the four screws of
the iron frame

③



3: Finally, assemble the four screws
of the cushion and lock them