

# SUNRICHER

## 0-10V BLE Fixture-Integrated Sensor Controller



## Product Datasheet

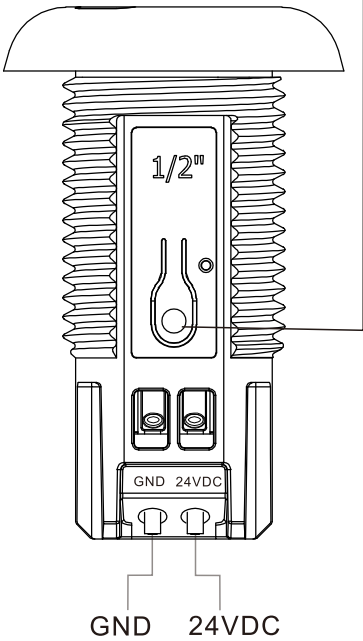
Please read all instructions before installation



Technology Partner **SILVAIR**

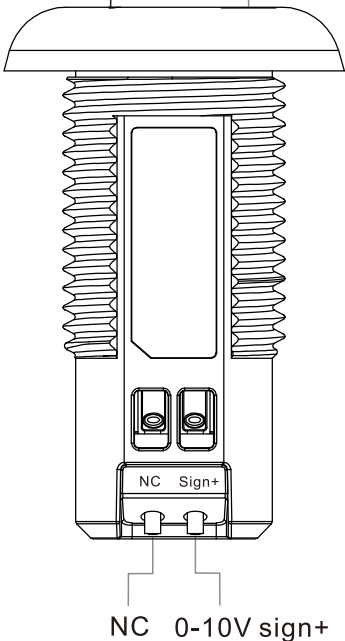
Product info

**Reset Key:** Press it to help withdraw the device from internet/APP, LED flashes quickly indicates success.



**Indicator:** It flashes three times, which means that it has been added to or exited from the network.

**Light sensor:** Ambient light detection and daylight harvesting



NC: No Connection

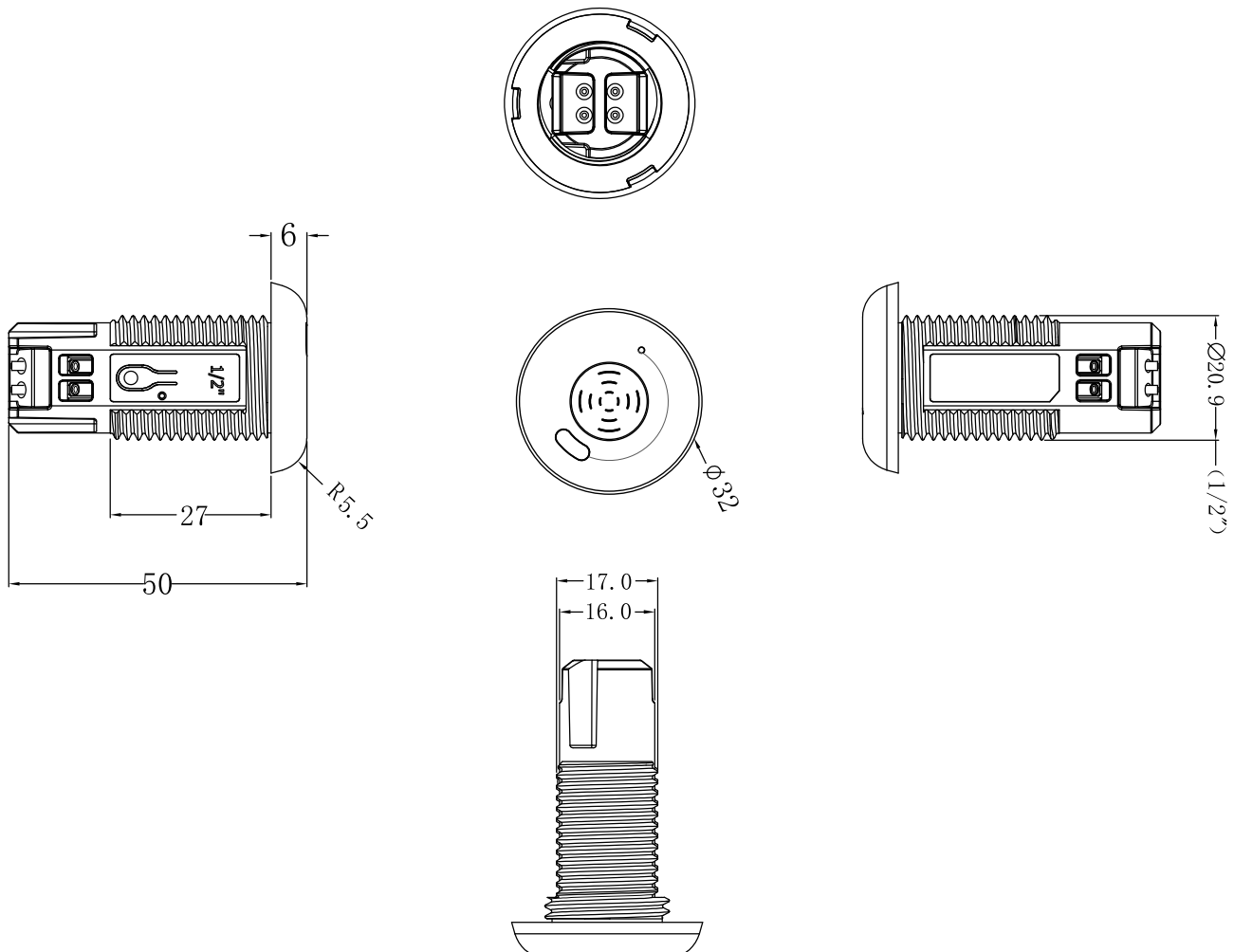
Parameters

Input		Output, 0/1-10V	Control		Environment		Others
Power	Signal	Current	Dimming Curve	Dimming Method	Operating temperature	Relative humidity	Size
12-36VDC	Bluetooth	Max. 20mA	Logarithmic	PWM	-20℃-+50℃	8% to 80%	See dimensions

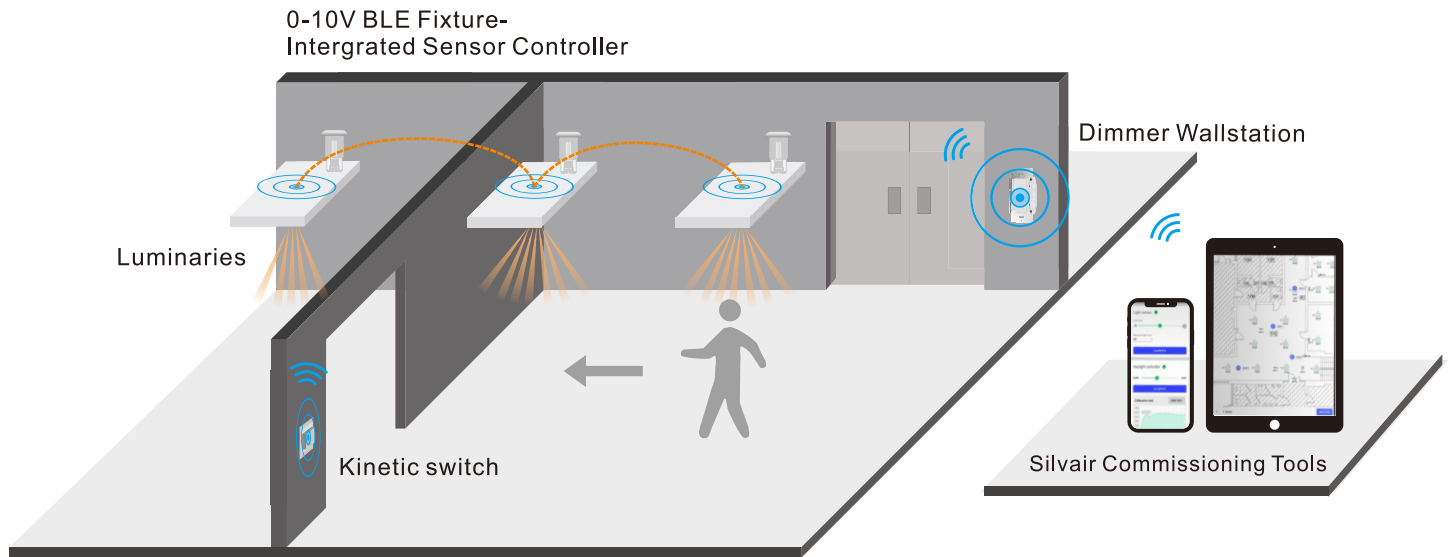
## Features

- Bluetooth to 0-10V signal converter, Bluetooth® mesh network
- Built-in 20mA 0-10V signal output
- Mesh network, which has a much longer control distance, transmits received signals to neighboring devices
- All devices on 0-10V line are broadcast controlled by mobile application
- Supporting our kinetic energy switches and EnOcean switches EWSSB and EWSDB
- In typical indoor environment, the typical range for wireless communication is 20m to 25m . Actual range is dependent on field installation.
- Available with Magnetic reset (Touch the top part of sensor for 5 seconds)
- On-board antenna
- Waterproof grade: IP20
- 5 years warranty

## Dimension



## Application



## Specifications

### ENERGY SAVINGS

- Low/High-end trimming
- Daylight harvesting
- Occupancy/Vacancy detection
- Auto and advanced demand response programs
- Time-of-Day dimming schedule
- Energy monitoring

### COMFORT & CONVENIENCE

- Advanced occupancy detections
- Light-level stability
- Configurable dim-and-linger occupancy
- Personalized setting profile
- Work with kinetic switch keypad and dimmer wallstation
- Multi-scenes control

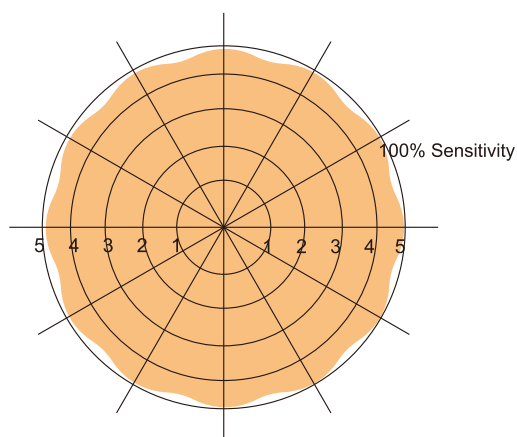
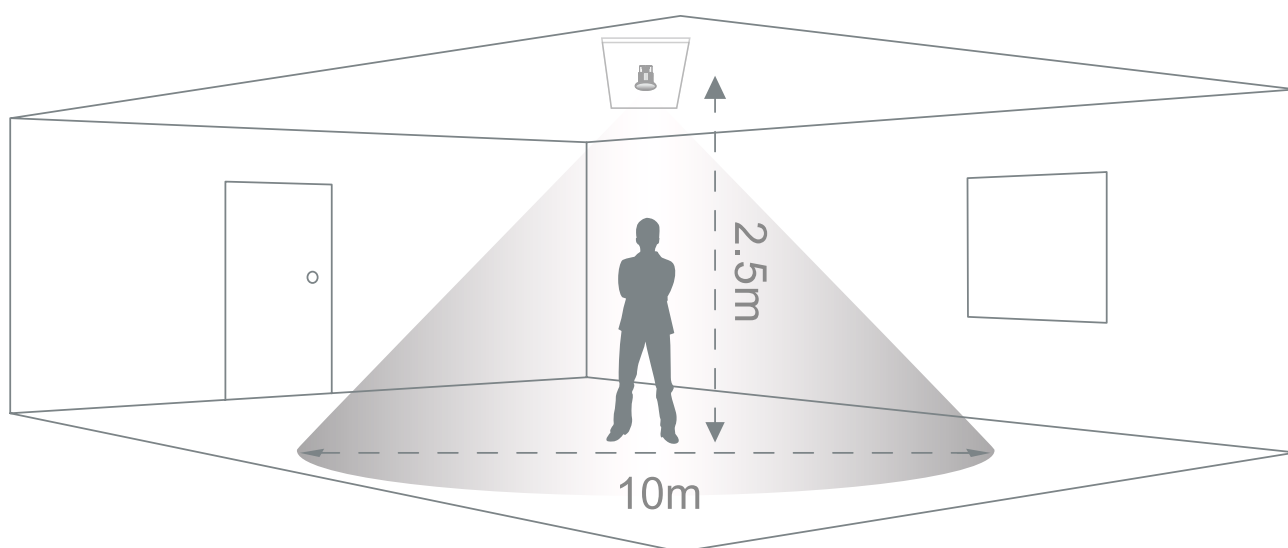
### SENSING

- Mounting height: 3m
- Recommended mounting height: 2.5m
- Detection area diameter: 10m@2.5m

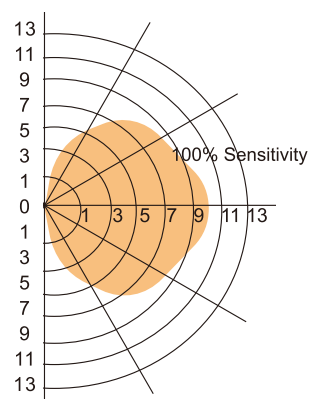
### ENVIRONMENT AND APPROBATION

- Operating temperature: -20°C to 55°C
- Agency approbations: CE/RoHS/UL Comming soon...
- Warranty: 5 years

## Detection Pattern



Ceiling Pattern (Unit: m)  
Installation Height: 2.5m  
Sensitivity: highest  
Movement speed: 0.2-0.3m/S



Wall Pattern (Unit: m)  
Installation Height: 2.5m  
Sensitivity: highest  
Movement speed: 0.2-0.3m/S

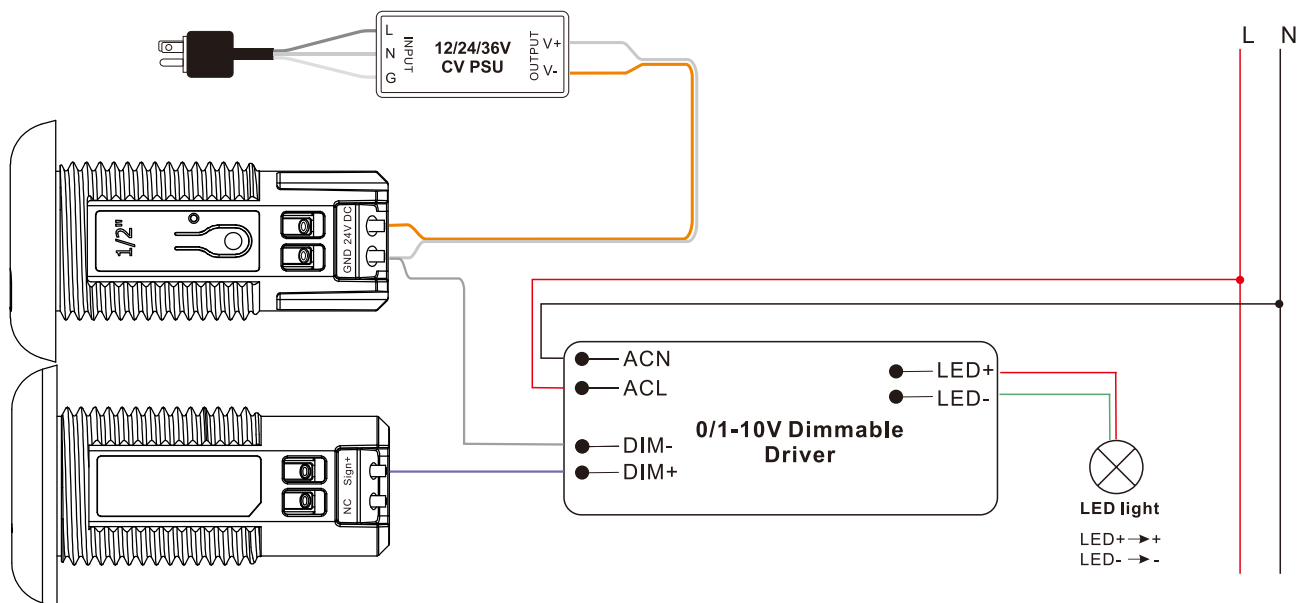
## Warning

- DO NOT install with power applied to device
- DO NOT expose the device to moisture

## Operation

- Do wiring according to connection diagram
- Kindly refer to **Silvair commissioning User Manual** for further pairing
- Press and hold down the “Reset” button on the controller over 5 seconds until the indicator flashes , which means it has been reset.
- Available with Magnetic reset (Touch the top part of sensor for 5 seconds)

## Wiring



## Update log

Date	Version	Update content	Update by
2022-1-15	V1.1	Detection range	Romeo

Subject to change without notice. Please contact us if you have any question.