

2017 MAZDA3

SPECIFICATIONS



mazda

2017 MAZDA3 4-DOOR SPORT



ENGINE & MECHANICAL

ENGINE TYPE	SKYACTIV®7-G 2.0L DOHC 4-cylinder with VVT
HORSEPOWER	155 hp @ 6000 rpm
TORQUE	150 lb-ft @ 4000 rpm
REDLINE	6800 rpm
DISPLACEMENT (CC)	1998
BORE X STROKE (MM)	83.5 x 91.2
COMPRESSION RATIO	13.0 : 1
FUEL SYSTEM	Advanced Direct Injection
RECOMMENDED FUEL	Regular unleaded
VALVETRAIN	Chain-driven dual overhead cams, 4 valves per cylinder with variable intake valve timing (VVT)
IGNITION SYSTEM	Direct coil-on-plug electronic ignition with platinum-tipped spark plugs
ENGINE BLOCK	Aluminum alloy
CYLINDER HEAD	Aluminum alloy
EMISSION CONTROL TYPE (FED/CAL)	PZEV
SKYACTIV-VEHICLE DYNAMICS WITH G-VECTURING CONTROL	


EPA-ESTIMATED FUEL ECONOMY

FWD, MANUAL TRANSMISSION (CITY/HWY/COMBINED) ²	27 / 37 / 31
FWD, AUTOMATIC TRANSMISSION (CITY/HWY/COMBINED) ²	28 / 37 / 32

DRIVETRAIN			
TYPE		Front-wheel drive (FWD)	
MANUAL TRANSMISSION		SKYACTIV [®] 7 -MT 6-speed overdrive	
AUTOMATIC TRANSMISSION		SKYACTIV [®] 7 -DRIVE 6-speed automatic transmission with manual-shift and Sport mode	
GEAR RATIOS (:1)		6 AT	6MT
1ST		3.552	3.363
2ND		2.022	1.947
3RD		1.452	1.300
4TH		1.000	1.029
5TH		0.708	0.837
6TH		0.599	0.680
REVERSE		3.893	3.385
FINAL DRIVE		3.591	3.850
CHASSIS			
BRAKES		4-wheel disc	
- FRONT		11.02-inch vented disc	
- REAR		10.43-inch solid disc	
- ABS		4-wheel, 4-channel with Electronic Brakeforce Distribution and Brake Assist	
STEERING TYPE		Power rack-and-pinion with variable assist	
POWER ASSIST		Electric Power Assist Steering (EPAS)	
OVERALL STEERING RATIO		14 : 1	
STEERING WHEEL TURNS, LOCK-TO-LOCK		2.57	
TURNING CIRCLE DIAMETER, CURB-TO-CURB (FT)		34.8	
SUSPENSION		4-wheel independent	
- FRONT		MacPherson strut with stabilizer bar	
- REAR		Multilink with stabilizer bar	
WHEEL SIZE (IN)		16 x 6.5 steel wheels with full wheel covers	
TIRE SIZE		P205/60R16 all-season tires	
TEMPORARY SPARE TIRE		T125/70D 16	
WEIGHTS & CAPACITIES			
CURB WEIGHT (LBS)		2,899 (MT) / 2,967 (AT)	
FUEL CAPACITY (GALLONS)		13.2	

EXTERIOR

EXTERIOR DIMENSIONS



EXTERIOR DIMENSIONS

WHEELBASE (IN)	106.3
TRACK, FRONT (IN)	61.2
TRACK, REAR (IN)	61.4
LENGTH, WITH LICENSE PLATE HOLDER (IN)	180.3
WIDTH (IN)	70.7
HEIGHT (IN)	57.3
MINIMUM GROUND CLEARANCE, LADEN (IN)	6.1

EXTERIOR FEATURES

- Halogen headlights
- Daytime Running Lights
- Variable-intermittent windshield wipers
- Body-colored power side mirrors
- Black beltline trim
- Black matte-finish front grille insert
- Integrated rear-window antenna

INTERIOR

INTERIOR DIMENSIONS & CAPACITIES

HEADROOM, FRONT/REAR (IN)	38.6 / 37.6
SHOULDER ROOM, FRONT/REAR (IN)	57.2 / 54.4
HIP ROOM, FRONT/REAR (IN)	55.5 / 53.5
LEGROOM, FRONT/REAR (IN)	42.2 / 35.8
EPA PASSENGER VOLUME (CU FT)	96.3
EPA CARGO VOLUME (CU FT)	12.4

COMFORT & CONVENIENCE

- Air conditioning with pollen filter
- Power windows with driver's one-touch-down/up feature
- Power door locks with 2-stage unlocking feature
- Cruise control with steering-wheel-mounted controls
- Remote keyless entry system with "answer back" feature
- Remote fuel door release
- Push button start
- Tilt & telescopic steering column
- Manual day/night rearview mirror
- Driver and passenger-side covered visor vanity mirrors
- 12-volt power outlet
- Dual map lights, rear cabin light
- Rear window defogger with timer

STORAGE

- Glove compartment
- Front center console armrest with covered storage
- Dual front cup holders
- Front door storage pockets with bottle holders
- Front passenger-side seatback pocket
- Rear door bottle holders

SEATING & TRIM

- 5-passenger seating
- 6-way manual adjustable driver's seat
- 60/40 split fold-down rear seatback
- Cloth-trimmed sport seats
- Carpet floor mats

AUDIO & INFOTAINMENT

7" full-color touch screen display

AM/FM audio system with 6 speakers

Bluetooth® hands-free phone and audio streaming capability

MAZDA CONNECT™ Infotainment System³

- Multifunction Commander control
- Infotainment system voice command
- Radio Broadcast Data System program information
 - Aha™ internet radio integration
 - HD Radio™
- Pandora® internet radio integration
- Stitcher™ internet radio integration
- SMS text message audio delivery and reply
- E911 automatic emergency notification

Auxiliary audio input jack

USB Audio Input, 2 in front center console

Steering wheel-mounted audio controls

INSTRUMENTATION

Analog speedometer and digital tachometer

Dual trip odometers

Trip computer

SAFETY & SECURITY

Advanced dual front air bags with passenger weight sensors (Mazda Advanced Restraint System)⁴

Front seat-mounted side-impact air bags and side-impact air curtains⁴

3-point safety belts for all seating positions

Headrests, adjustable - front & rear - all seating positions

Front safety-belt pretensioners with force limiters

Whiplash-reducing front seat headrests

Anti-lock Brake System with Electronic Brakeforce Distribution & Brake Assist

Hill Launch Assist

Dynamic Stability Control⁵ with Traction Control System

Rearview camera⁶

SKYACTIV® -Body Ring Structure

Side-impact door beams

Collapsible steering column

Foldaway brake pedal assembly

Engine-immobilizer antitheft system

Keyless remote panic button (on key fob)

Automatic door locks (speed-sensitive and transmission-sensitive)

Tire Pressure Monitoring System (TPMS)

LATCH child safety seat anchors & upper tethers

Child safety rear door locks

PACKAGES & OPTIONS & ACCESSORIES

PACKAGES & OPTIONS

Preferred Equipment Package

- 16-inch Alloy wheels
- Bright beltline trim
- Heated body-colored power mirrors with integrated turn signals
- Premium cloth-trimmed sport seats
- Rear seat armrest with cupholders
 - Auto On/Off headlights
- Rain-sensing windshield wipers
- Advanced Blind Spot Monitoring⁶
 - Rear Cross Traffic Alert

Machine Gray Metallic Paint

Snowflake White Pearl Mica Paint

Soul Red Metallic Paint

AUDIO & ELECTRONICS ACCESSORIES

Auto-dimming rearview mirror with Compass

Auto-dimming rearview mirror with Compass and HomeLink^{®10}

Rear parking sensors

Mazda Mobile Start (AT only)

Remote Engine Start (AT only)

3.5 mm Audio Cable

Mazda Factory Navigation SD card

Portable navigation device - Garmin nuvi 2539LMT

EXTERIOR ACCESSORIES

Appearance package

Front air dam

Bike carrier roof rack mount (Thule)

Car cover

Car cover cable lock

Cargo box, medium and short lengths

Door mirror caps, jet black

Fog lights, LED type and fog light switch

Kayak carrier roof rack mount (Thule)

License plate frames in multiple styles and finishes

Mazda keychains with Mazda, Zoom-Zoom or Mazdaspeed Logos

Mazda valve stem caps, black or chrome finish or with Mazda logo

Rear aero flares/bumper skirt

Rear Bumper Guard

Rear decklid spoiler

Roof luggage basket (Thule)

Roof moldings for roof rack installation

Roof rack cross bar type, requires roof moldings

Side sill extensions, jet black

Side window deflectors, smoked acrylic

Ski/Snowboard carrier, roof rack mount (Thule)

Splash guards, front

Splash guards, rear

Surfboard carrier, roof rack mount (Thule)

Touch-up paint

Wheel locks (black and chrome finishes)

Black finish wheel lug nuts

16" OEM wheels in gunmetal finish plus center cap

INTERIOR ACCESSORIES

Ashtray, LED

Cargo mat carpeted type with logo

Cargo net

Cargo tray, All-Weather

Collapsible cargo carrier

Door Sill Trim Plates with Mazda3 Logo

First aid kit

All-weather floor mats

Carpeted floor mats

Alloy pedals

Interior Lighting Kit

Roadside assistance kit

Windshield sunscreen

2017 MAZDA3 4-DOOR TOURING



ENGINE & MECHANICAL

ENGINE TYPE	SKYACTIV® ⁷ -G 2.0L DOHC 4-cylinder with VVT
HORSEPOWER	155 hp @ 6000 rpm
TORQUE	150 lb-ft @ 4000 rpm
REDLINE	6800 rpm
DISPLACEMENT (CC)	1998
BORE X STROKE (MM)	83.5 x 91.2
COMPRESSION RATIO	13.0 : 1
FUEL SYSTEM	Advanced Direct Injection
RECOMMENDED FUEL	Regular unleaded
VALVETRAIN	Chain-driven dual overhead cams, 4 valves per cylinder with variable intake valve timing (VVT)
IGNITION SYSTEM	Direct coil-on-plug electronic ignition with platinum-tipped spark plugs
ENGINE BLOCK	Aluminum alloy
CYLINDER HEAD	Aluminum alloy
EMISSION CONTROL TYPE (FED/CAL)	PZEV
SKYACTIV-VEHICLE DYNAMICS WITH G-VECTURING CONTROL	


EPA-ESTIMATED FUEL ECONOMY

FWD, MANUAL TRANSMISSION (CITY/HWY/COMBINED) ²	27 / 37 / 31
FWD, AUTOMATIC TRANSMISSION (CITY/HWY/COMBINED) ²	28 / 37 / 32

DRIVETRAIN			
TYPE	Front-wheel drive (FWD)		
MANUAL TRANSMISSION	SKYACTIV [®] 7 -MT 6-speed overdrive		
AUTOMATIC TRANSMISSION	SKYACTIV [®] 7 -DRIVE 6-speed automatic transmission with manual-shift and Sport mode		
GEAR RATIOS (:1)	6 AT	6MT	
1ST	3.552	3.363	
2ND	2.022	1.947	
3RD	1.452	1.300	
4TH	1.000	1.029	
5TH	0.708	0.837	
6TH	0.599	0.680	
REVERSE	3.893	3.385	
FINAL DRIVE	3.591	3.850	
CHASSIS			
BRAKES	4-wheel disc		
- FRONT	11.02-inch vented disc		
- REAR	10.43-inch solid disc		
- ABS	4-wheel, 4-channel with Electronic Brakeforce Distribution and Brake Assist		
STEERING TYPE	Power rack-and-pinion with variable assist		
POWER ASSIST	Electric Power Assist Steering (EPAS)		
OVERALL STEERING RATIO	14 : 1		
STEERING WHEEL TURNS, LOCK-TO-LOCK	2.57		
TURNING CIRCLE DIAMETER, CURB-TO-CURB (FT)	34.8		
SUSPENSION	4-wheel independent		
- FRONT	MacPherson strut with stabilizer bar		
- REAR	Multilink with stabilizer bar		
WHEEL SIZE (IN)	18 x 7.0 aluminum alloy		
TIRE SIZE	P215/45R18 all-season tires		
TEMPORARY SPARE TIRE	T125/70D 16		
WEIGHTS & CAPACITIES			
CURB WEIGHT (LBS)	2,899 (MT) / 2,967 (AT)		
FUEL CAPACITY (GALLONS)	13.2		

EXTERIOR

EXTERIOR DIMENSIONS



EXTERIOR DIMENSIONS

WHEELBASE (IN)	106.3
TRACK, FRONT (IN)	61.2
TRACK, REAR (IN)	61.4
LENGTH WITH FRONT LICENSE PLATE HOLDER (IN)	180.3
WIDTH (IN)	70.7
HEIGHT (IN)	57.3
MINIMUM GROUND CLEARANCE, LADEN (IN)	6.1

EXTERIOR FEATURES

Halogen headlights

Automatic on/off headlights

Daytime Running Lights

Rain-sensing variable-intermittent windshield wipers

Body-colored power and heated side mirrors with integrated turn signals

Bright beltline trim

Integrated rear-window antenna

Black matte-finish front grille insert

INTERIOR

INTERIOR DIMENSIONS & CAPACITIES

HEADROOM, FRONT/REAR (IN)	38.6 / 37.6
SHOULDER ROOM, FRONT/REAR (IN)	57.2 / 54.4
HIP ROOM, FRONT/REAR (IN)	55.5 / 53.5
LEGROOM, FRONT/REAR (IN)	42.2 / 35.8
EPA PASSENGER VOLUME (CU FT)	96.3
EPA CARGO VOLUME (CU FT)	12.4

COMFORT & CONVENIENCE

- Dual-zone automatic climate control with pollen filter
- Power windows with driver's one-touch-down/up feature
- Power door locks with 2-stage unlocking feature
- Cruise control with steering-wheel-mounted controls
- Mazda Advanced Keyless Entry
- Push button start
- Tilt & telescopic steering column
- Manual day/night rearview mirror
- Driver and passenger-side covered visor vanity mirrors
- 12-volt power outlet
- Dual map lights, rear cabin light
- Remote fuel door release
- Rear window defogger with timer

STORAGE

- Glove compartment
- Front center console armrest with covered storage
- Dual front cup holders
- Front door storage pockets with bottle holders
- Front passenger-side seatback pocket
- Rear center armrest with cup holders
- Rear door bottle holders

SEATING & TRIM

- 5-passenger seating capacity
- 6-way power adjustable driver's seat with manual lumbar adjustment
- Variable heated front seats
- 60/40 split fold-down rear seatback
- Black leatherette-trimmed sport seats

Carpet floor mats

Leather-wrapped steering wheel and shifter

AUDIO & INFOTAINMENT

7" full-color touch screen display

AM/FM audio system with 6 speakers

Bluetooth® hands-free phone and audio streaming capability

MAZDA CONNECT™ Infotainment System³

- Multifunction Commander control
- Infotainment system voice command
- Radio Broadcast Data System program information
 - Aha™ internet radio integration
 - HD Radio™
- Pandora® internet radio integration
- Stitcher™ internet radio integration
- SMS text message audio delivery and reply
- E911 automatic emergency notification

Auxiliary audio input jack

USB Audio Input, 2 in front center console

Steering wheel-mounted audio controls

INSTRUMENTATION

Analog speedometer and digital tachometer

Dual trip odometers

Trip computer

SAFETY & SECURITY

Advanced dual front air bags with passenger weight sensors (Mazda Advanced Restraint System)⁴

Front seat-mounted side-impact air bags and side-impact air curtains⁴

3-point safety belts for all seating positions

Headrests, adjustable - front & rear - all seating positions

Front safety-belt pretensioners with force limiters

Whiplash-reducing front seat headrests

Anti-lock Brake System with Electronic Brakeforce Distribution & Brake Assist

Hill Launch Assist

Dynamic Stability Control⁵ with Traction Control System

Advanced Blind Spot Monitoring with Rear Cross Traffic Alert⁶

Smart City Brake Support⁹

Rearview camera⁶

SKYACTIV®-Body Ring Structure

Side-impact door beams

Collapsible steering column

Foldaway brake pedal assembly

Engine-immobilizer antitheft system

Keyless remote panic button (on key fob)

Automatic door locks (speed-sensitive and transmission-sensitive)

Tire Pressure Monitoring System (TPMS)

LATCH child safety seat anchors & upper tethers

Child safety rear door locks

PACKAGES & OPTIONS & ACCESSORIES

PACKAGES & OPTIONS

Popular Equipment Package

- Power sliding-glass moonroof with one-touch-open feature and interior sunshade
- Driver and passenger-side illuminated covered visor vanity mirrors
- Overhead console with sunglasses holder
- Roof-mounted "shark fin" antenna
- Body-colored rear decklid spoiler
- Bose® 9 speaker surround sound system with Centerpoint® 2 and AudioPilot® 2
- SiriusXM Satellite Radio with 4-month trial subscription

Machine Gray Metallic Paint

Snowflake White Pearl Mica Paint

Soul Red Metallic Paint

AUDIO & ELECTRONICS ACCESSORIES

Auto-dimming rearview mirror with Compass

Auto-dimming rearview mirror with Compass and HomeLink®10

Rear parking sensors

Mazda Mobile Start (AT only)

Remote Engine Start (AT only)

3.5 mm Audio Cable

Mazda Factory Navigation SD card

Portable navigation device - Garmin nuvi 2539LMT

EXTERIOR ACCESSORIES

Appearance package

Front air dam

Bike carrier roof rack mount (Thule)

Car cover

Car cover cable lock

Cargo box, medium and short lengths

Door mirror caps, jet black

Fog lights, LED type and fog light switch

Kayak carrier roof rack mount (Thule)

License plate frames in multiple styles and finishes

Mazda keychains with Mazda, Zoom-Zoom or Mazdaspeed Logos

Mazda valve stem caps, black or chrome finish or with Mazda logo

Moonroof wind deflector

Rear aero flares/bumper skirt

Rear Bumper Guard

Rear decklid spoiler

Roof luggage basket (Thule)

Roof moldings for roof rack installation

Roof rack cross bar type, requires roof moldings

Side sill extensions, jet black

Side window deflectors, smoked acrylic

Ski/Snowboard carrier, roof rack mount (Thule)

Splash guards, front

Splash guards, rear

Surfboard carrier, roof rack mount (Thule)

Touch-up paint

Wheel locks (black and chrome finishes)

Black finish wheel lug nuts

18" RAYS wheels forged alloy plus center cap

18" OEM wheels in gunmetal finish plus center cap

INTERIOR ACCESSORIES

Ashtray, LED

Cargo mat carpeted type with logo

Cargo net

Cargo tray, All-Weather

Collapsible cargo carrier

Door Sill Trim Plates with Mazda3 Logo

First aid kit

All-weather floor mats

Carpeted floor mats

Alloy pedals

Interior Lighting Kit

Roadside assistance kit

Windshield sunscreen

2017 MAZDA3 4-DOOR GRAND TOURING



ENGINE & MECHANICAL

ENGINE TYPE	SKYACTIV ^{®10} -G 2.5L DOHC 4-cylinder with VVT
HORSEPOWER	184 hp @ 5700 rpm
TORQUE	185 lb-ft @ 3250 rpm
REDLINE	6500 rpm
DISPLACEMENT (CC)	2488
BORE X STROKE (MM)	89.0 x 100.0
COMPRESSION RATIO	13.0 : 1
FUEL SYSTEM	Advanced Direct Injection
RECOMMENDED FUEL	Regular unleaded
VALVETRAIN	Chain-driven dual overhead cams, 4 valves per cylinder with variable intake valve timing (VVT)
IGNITION SYSTEM	Direct coil-on-plug electronic ignition with platinum-tipped spark plugs
ENGINE BLOCK	Aluminum alloy
CYLINDER HEAD	Aluminum alloy
EMISSION CONTROL TYPE (FED/CAL)	ULEV (MT); PZEV (AT)
SKYACTIV-VEHICLE DYNAMICS WITH G-VECTURING CONTROL	


EPA-ESTIMATED FUEL ECONOMY

FWD, MANUAL TRANSMISSION (CITY/HWY/COMBINED) ²	25 / 34 / 29
FWD, AUTOMATIC TRANSMISSION (CITY/HWY/COMBINED) ²	27 / 36 / 30

FWD, AUTOMATIC TRANSMISSION WITH I-ELOOP (CITY/HWY/COMBINED) ²	28 / 37 / 31	
DRIVETRAIN		
TYPE	Front-wheel drive (FWD)	
MANUAL TRANSMISSION	SKYACTIV ^{®7} -MT 6-speed overdrive	
AUTOMATIC TRANSMISSION	SKYACTIV ^{®7} -DRIVE 6-speed automatic transmission with manual-shift and Sport mode	
GEAR RATIOS (:1)	6 AT	6MT
1ST	3.552	3.700
2ND	2.022	1.947
3RD	1.452	1.300
4TH	1.000	1.029
5TH	0.708	0.837
6TH	0.599	0.680
REVERSE	3.893	3.724
FINAL DRIVE	3.389	3.850
CHASSIS		
BRAKES	4-wheel disc	
- FRONT	11.61-inch vented disc	
- REAR	10.43-inch solid disc	
- ABS	4-wheel, 4-channel with Electronic Brakeforce Distribution and Brake Assist	
STEERING TYPE	Power rack-and-pinion with variable assist	
POWER ASSIST	Electric Power Assist Steering (EPAS)	
OVERALL STEERING RATIO	14 : 1	
STEERING WHEEL TURNS, LOCK-TO-LOCK	2.57	
TURNING CIRCLE DIAMETER, CURB-TO-CURB (FT)	34.8	
SUSPENSION	4-wheel independent	
- FRONT	MacPherson strut with stabilizer bar	
- REAR	Multilink with stabilizer bar	
WHEEL SIZE (IN)	18 x 7.0 aluminum alloy	
TIRE SIZE	P215/45R18 all-season tires	
TEMPORARY SPARE TIRE	T125/70D 16	
WEIGHTS & CAPACITIES		
CURB WEIGHT (LBS)	3,013 (MT) / 3,100 (AT)	
FUEL CAPACITY (GALLONS)	13.2	

EXTERIOR

EXTERIOR DIMENSIONS



EXTERIOR DIMENSIONS

WHEELBASE (IN)	106.3
TRACK, FRONT (IN)	61.2
TRACK, REAR (IN)	61.4
LENGTH, WITH LICENSE PLATE HOLDER (IN)	180.3
WIDTH (IN)	70.7
HEIGHT (IN)	57.3
MINIMUM GROUND CLEARANCE, LADEN (IN)	6.1

EXTERIOR FEATURES

Halogen headlights

Automatic on/off headlights

LED fog lights

Daytime Running Lights

Rain-sensing variable-intermittent windshield wipers

Body-colored power and heated side mirrors with integrated turn signals

Bright beltline trim

Power sliding-glass moonroof with one-touch-open feature and interior sunshade

Roof-mounted "shark fin" antenna

Black metallic front grille insert

Rear decklid spoiler

INTERIOR

INTERIOR DIMENSIONS & CAPACITIES

HEADROOM, FRONT/REAR WITH MOONROOF (IN)	37.6 / 37.5
SHOULDER ROOM, FRONT/REAR (IN)	57.2 / 54.4
HIP ROOM, FRONT/REAR (IN)	55.5 / 53.5
LEGROOM, FRONT/REAR (IN)	42.2 / 35.8
EPA PASSENGER VOLUME (CU FT)	96.3
EPA CARGO VOLUME (CU FT)	12.4

COMFORT & CONVENIENCE

Dual-zone automatic climate control with pollen filter

Power windows with driver's one-touch-down/up feature

Power door locks with 2-stage unlocking feature

Cruise control with steering-wheel-mounted controls

Mazda Advanced Keyless Entry

Push button start

Tilt & telescopic steering column

Manual day/night rearview mirror

Driver and passenger-side illuminated covered visor vanity mirrors

12-volt power outlet

Dual map lights, rear cabin light

Remote fuel door release

Rear window defogger with timer

STORAGE

Glove compartment

Front center console armrest with covered storage

Dual front cup holders

Front door storage pockets with bottle holders

Front passenger-side seatback pocket

Rear center armrest with cup holders

Rear door bottle holders

Overhead console with sunglasses holder

SEATING & TRIM

5-passenger seating capacity

6-way power adjustable driver's seat with manual lumbar adjustment

Variable heated front seats

60/40 split fold-down rear seatback

Perforated leather-trimmed sport seats

Carpet floor mats

Leather-wrapped steering wheel and shifter

AUDIO & INFOTAINMENT

7" full-color touch screen display

Bose® 9 speaker surround sound system with Centerpoint® 2 and AudioPilot® 2

Bluetooth® hands-free phone and audio streaming capability

MAZDA CONNECT™ Infotainment System³

- Multifunction Commander control
- Infotainment system voice command
- Radio Broadcast Data System program information
 - Aha™ internet radio integration
 - HD Radio™
- Pandora® internet radio integration
- Stitcher™ internet radio integration
- SMS text message audio delivery and reply
- E911 automatic emergency notification

SiriusXM Satellite Radio with 4-month trial subscription

Auxiliary audio input jack

USB Audio Input, 2 in front center console

Steering wheel-mounted audio controls

INSTRUMENTATION

Analog tachometer and digital speedometer

Full-Color Active Driving Display

Dual trip odometers

Trip computer

SAFETY & SECURITY

Advanced dual front air bags with passenger weight sensors (Mazda Advanced Restraint System)⁴

Front seat-mounted side-impact air bags and side-impact air curtains⁴

3-point safety belts for all seating positions

Headrests, adjustable - front & rear - all seating positions

Front safety-belt pretensioners with force limiters

Whiplash-reducing front seat headrests

Anti-lock Brake System with Electronic Brakeforce Distribution & Brake Assist

Hill Launch Assist

Dynamic Stability Control⁵ with Traction Control System

Advanced Blind Spot Monitoring with Rear Cross Traffic Alert⁶

Smart City Brake Support⁹

Rearview camera⁶

SKYACTIV^{®7}-Body Ring Structure

Side-impact door beams

Collapsible steering column

Foldaway brake pedal assembly

Engine-immobilizer antitheft system

Keyless remote panic button (on key fob)

Automatic door locks (speed-sensitive and transmission-sensitive)

Tire Pressure Monitoring System (TPMS)

LATCH child safety seat anchors & upper tethers

Child safety rear door locks

PACKAGES & OPTIONS & ACCESSORIES

PACKAGES & OPTIONS

Premium Equipment Package

- Bi-LED headlights with auto leveling
- Adaptive Front-lighting System
 - LED combination taillights
 - Heated steering wheel
 - Paddle shifters (AT only)
 - Mazda Navigation System
- Auto-dimming rearview mirror with HomeLink[®]

i-ACTIVSENSE Safety Package

- High Beam Control
- Lane Departure Warning System⁸
 - Lane Keep Assist¹³
- Mazda Radar Cruise Control⁷
 - Smart Brake Support¹²
 - Traffic Sign Recognition¹⁴

i-ELOOP Package

- i-ELOOP regenerative engine braking system
 - Active Grille Shutters

Machine Gray Metallic Paint

Snowflake White Pearl Mica Paint

Soul Red Metallic Paint

AUDIO & ELECTRONICS ACCESSORIES

Auto-dimming rearview mirror with Compass

Auto-dimming rearview mirror with Compass and HomeLink^{®10}

Rear parking sensors

Mazda Mobile Start (AT only)

Remote Engine Start (AT only)

3.5 mm Audio Cable

Mazda Factory Navigation SD card

Portable navigation device - Garmin nuvi 2539LMT

EXTERIOR ACCESSORIES

Appearance package

Front air dam

Bike carrier roof rack mount (Thule)

Car cover

Car cover cable lock

Cargo box, medium and short lengths

Door mirror caps, jet black

Kayak carrier roof rack mount (Thule)

License plate frames in multiple styles and finishes

Mazda keychains with Mazda, Zoom-Zoom or Mazdaspeed Logos

Mazda valve stem caps, black or chrome finish or with Mazda logo

Moonroof wind deflector

Rear aero flares/bumper skirt

Rear Bumper Guard

Roof luggage basket (Thule)

Roof moldings for roof rack installation

Roof rack cross bar type, requires roof moldings

Side sill extensions, jet black

Side window deflectors, smoked acrylic

Ski/Snowboard carrier, roof rack mount (Thule)

Splash guards, front

Splash guards, rear

Surfboard carrier, roof rack mount (Thule)

Touch-up paint

Wheel locks (black and chrome finishes)

Black finish wheel lug nuts

18" RAYS wheels forged alloy plus center cap

18" OEM wheels in gunmetal finish plus center cap

INTERIOR ACCESSORIES

Ashtray, LED

Cargo mat carpeted type with logo

Cargo net

Cargo tray, All-Weather
Collapsible cargo carrier
Door Sill Trim Plates with Mazda3 Logo
First aid kit
All-weather floor mats
Carpeted floor mats
Alloy pedals
Interior Lighting Kit
Roadside assistance kit
Windshield sunscreen

WARRANTY

Every new Mazda comes with a comprehensive limited warranty that provides coverage in the unlikely event a repair is needed in the first years after your vehicle's purchase. We'll be right there with you all the time, wherever you go by providing warranty coverage and roadside assistance so that the total enjoyment of driving a Mazda never stops.

2017 Mazda Vehicles:

Mazda Limited Warranty Coverage:

3-year/36,000-mile*	"Bumper-to-Bumper" Limited Warranty
5-year/60,000-mile*	Limited Powertrain Warranty
3-year/36,000-mile*	24/7 Roadside Assistance Program

*Whichever comes first. See dealer for details.

BUMPER-TO-BUMPER LIMITED WARRANTY

Mazda warrants that new Mazda cars and trucks will be free of defects with normal use and prescribed maintenance for 36 months or 36,000 miles, whichever comes first. Ordinary maintenance items or adjustments, parts subject to normal wear and replacement and certain other items are excluded. This transferable "limited warranty" is included on all new Mazda vehicles sold and serviced in the United States.

LIMITED POWERTRAIN WARRANTY

Mazda warrants that the Powertrain Components of new Mazda cars and trucks will be free of defects with normal use and prescribed maintenance for 60 months or 60,000 miles, whichever comes first. Ordinary maintenance items or adjustments, parts subject to normal wear and replacement and certain other items are excluded. This "limited warranty" is transferable during the warranty period on all new Mazda vehicles sold and serviced in the United States.

24/7 ROADSIDE ASSISTANCE

If Mazda vehicle is not driveable due to a warranted part failure during the coverage period of the New Vehicle Limited Warranty (36 months/36,000 miles), towing service will be covered to the nearest Mazda Dealer. In addition, if a Mazda vehicle is not driveable due to the failure of a warranted powertrain component, then towing service will be covered during the coverage period of the Powertrain Limited Warranty (60 months/60,000 miles).

Call 1-800-866-1998



**ROADSIDE
ASSISTANCE**



Or download the free Mazda Assist mobile app to your iPhone®*.

* iPhone is a registered trademark of Apple Computer, Inc.

DISCLAIMERS

Product Changes and Options Availability: Following publication of this website, certain changes in standard equipment, options, prices and the like, or product delays may have occurred which would not be included here. Your Mazda Dealer is your best source for up-to-date information. Mazda reserves the right to change product specifications at any time without incurring obligations. Options shown or described on this website are available at extra cost and may be offered only in combination with other options or subject to additional ordering requirements or limitations.

1 Vehicle MSRP excludes destination charge of \$835(Alaska \$880), tax, title and license fees. Vehicles displayed may contain optional equipment at additional costs. Actual dealer price may vary. See dealer for complete details.

2 EPA-estimated mileage. Actual results will vary, depending on driving conditions.

3 Don't drive while distracted. Even with voice commands, only use MAZDA CONNECT™/ other devices when safe. Some features may be locked out while the vehicle is in motion. Not all features are compatible with all phones. Message and data rates may apply.

4 Always wear your seat belt and secure children in the rear seats in appropriate child restraints.

5 Dynamic Stability Control is an electronic system to help the driver maintain control under adverse conditions. It is not a substitute for safe driving practices. Factors including speed, road conditions and driver steering input can all affect whether DSC will be effective in preventing loss of control. Please see the Owner's Manual for further details.

6 Always check your mirrors. Be aware of the traffic around you.

7 Mazda Radar Cruise Control system and Forward Obstruction Warning are not a substitutes for safe and attentive driving. There are limitations to the range and detection of the systems. Please see your owner's manual for further details.

8 Lane Departure Warning System is not a substitute for safe and attentive driving. There are limitations to the range and detection of the system. Please see your owner's manual for further details.

9 Smart City Brake Support operates in certain low-speed situations between about 2 and 18 mph. Factors including speed, road conditions and driver input can all impact stopping distance. Smart City Brake Support is not a substitute for safe and attentive driving and does not guarantee instant stopping. Please see your owner's manual for further details.

10 SKYACTIV is a registered trademark of Mazda Motor Corporation.

11 Bluetooth is a registered trademark of Bluetooth SIG, Inc.

12 Smart Brake Support operates under certain conditions above 10 mph. It is not a substitute for safe and attentive driving. Factors including movement and shape of the object in front of the vehicle, weather and road conditions can all impact automatic brake control and collision warning.

13 Lane Keep Assist is not a substitute for safe and attentive driving. There are limitations to the range and detection of the system. Please see your owner's manual for further details.

14 Traffic Sign Recognition System is not a substitute for safe and attentive driving. Factors including weather and the condition of the traffic sign can all impact recognition or display of the sign. Always check the traffic signs visually while driving. There are limitations to the range and detection of the system. Please see your Owner's Manual for further details.