


Instruction Manual

User Guide

Make life better

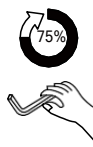
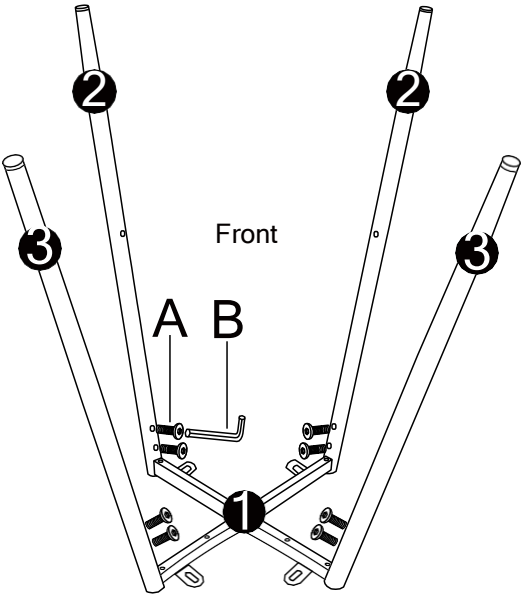
Warm tips: We are proud of high-quality products and satisfactory service, but the goods may encounter special circumstances during transportation, if you receive the goods with missing or damaged parts, please take photos and contact our customer service before returning the goods, we will customize a solution that satisfies you, thank you.



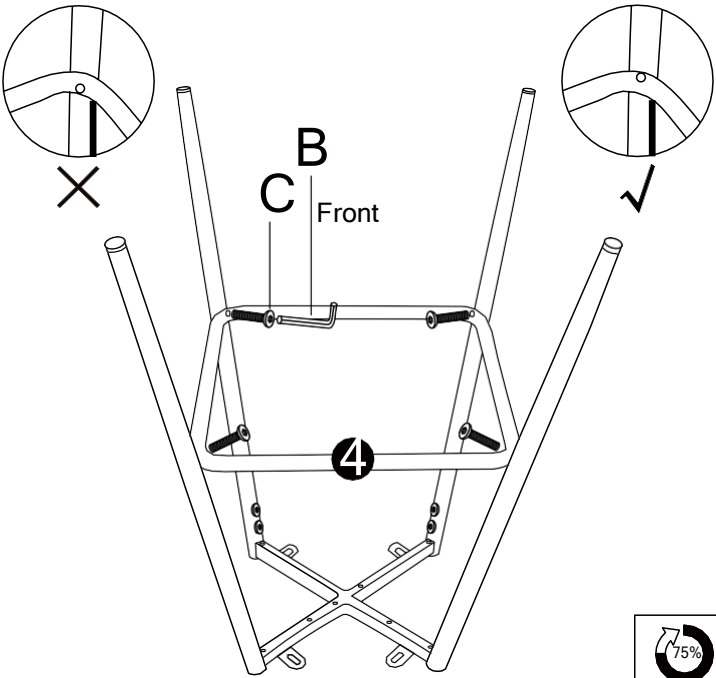
Leather Barstool

ASSEMBLY INSTRUCTION—LEATHER BARSTOOL

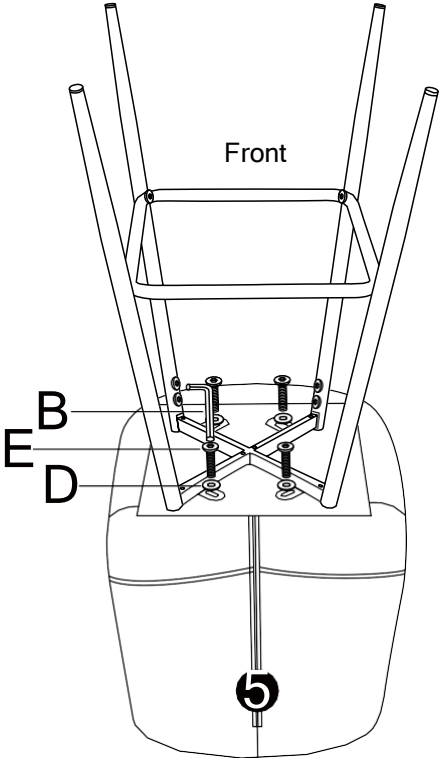
STEP:1




STEP:2



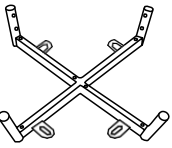
STEP:3



STEP:4




①




x1

②




x2

③



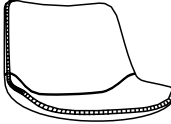
x2

④



x1

⑤



x1

A



M6x16mm

x8

B



x1

C



M6x30mm

x4

D



M6x16x2.0mm

x4

E



M6x18mm

x4