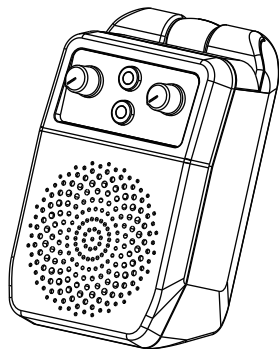


JOYO

JA-05G
直插式电吉他音箱



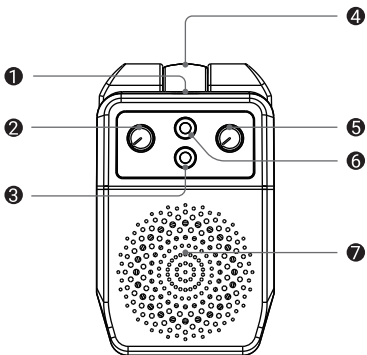
使用说明书

感谢您购买我司的产品,请在使用前仔细阅读此说明书。

一、注意事项

- 1、切勿擅自拆卸、改装、修理机器，以免发生短路。
- 2、勿在高温、潮湿、污浊、强烈震动处使用机器。
- 3、勿将机器摔落，或落在坚硬物体表面，以免机器操作失常。
- 4、勿用酒精等稀释性液体擦洗机器表面，以免机器受损。
- 5、为节省电源，机器不使用时，请将电源关闭。
- 6、如使用中本产品自动关机，表明电池电量不足，请及时为本产品充电。
- 7、产品应尽量远离可能有铁屑的地方，以免喇叭吸入铁屑影响音质。

二、各部件名称及功能



①Type-C充电接口：用包装盒内的Type-C充电线给产品充电，红灯常亮代表正在充电，红灯熄灭代表已充满电，建议使用5V 2A充电器为产品充电。

警告：请勿使用电压>5V的充电器充电，否则会造成设备损坏或其他严重后果。

②音色调节旋钮：逆时针旋转减少高音，顺时针旋转增加高音。

③电源开关按键/指示灯：长按开/关机，开机后蓝色灯闪烁代表未连接蓝牙，蓝色灯常亮代表蓝牙连接成功，红色灯闪烁代表产品亏电，请及时为产品进行充电。

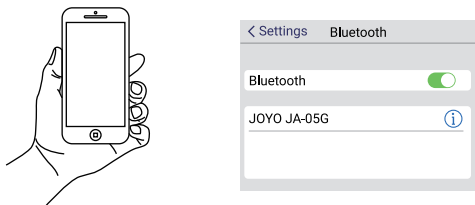
④6.35mm插头：用于连接电吹管或吉他等乐器。

⑤音量调节旋钮：逆时针旋转减小音量，顺时针旋转增加音量。

⑥效果选择按键/指示灯：点按可更换效果，长按3秒可关闭或打开混响，指示灯表示当前效果（绿=清音 黄=过载 红=失真）

⑦喇叭音孔：请勿堵塞喇叭音孔，以免造成产品声音工作不正常。

三、蓝牙连接




第一步：开机

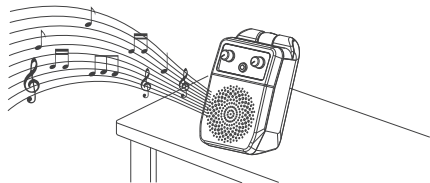
第二步：通过手机搜索蓝牙名：JOYO JA-05G 进行配对

第三步：蓝牙配对成功后，打开音乐软件，即可播放

四、使用方式



连接吉他



放置在桌面上听音乐

五、规格参数

电源：DC 5V, 1A Type-C (内置 3.7V/1500mAh 聚合物锂电池)

输出功率：5W

输入阻抗：470K

喇叭阻抗：4Ω

重量：141 克

尺寸：60(长)×42(宽)×105(高) 毫米

六、包装清单

JA-05G一台 说明书一份 充电线一条

卓乐产品保修卡			
用户信息	产品型号	SN号码	
	姓名	购机日期	
	电话		
	地址		
销售单位信息	发票号码		
	名称（加盖公章）		
	地址		
	电话		

卓乐产品服务政策

一、在正常使用产品过程中,如果出现非人为损坏的性能故障,自购买之日起,消费者享有保修服务,保修期为12个月。
二、有下列情况之一者,消费者不能享受保修权益。

- 1、人为损坏;
- 2、超过保修期;
- 3、无保修卡及有效发票,但能够证明产品在保修期内的除外;
- 4、保修卡与产品型号不符,或保修卡被涂改;
- 5、未按说明书要求使用、维护、保养而造成产品损坏;
- 6、未经卓乐公司授权,擅自拆卸、维修产品、或浸水、摔坏产品;
- 7、其他不可抗力造成的损坏。

三、卓乐服务信息

消费者服务热线: 0755-29765390

更多信息请访问: www.joyochina.cn

品牌: JOYO 名称: 音箱

执行标准: QB/T 4325-2012

制造商: 深圳市卓乐科技有限公司

地址: 广东省深圳市宝安区28区新安三路陆氏工业大厦2楼

邮编: 518133

售后服务热线: 0755-29765390



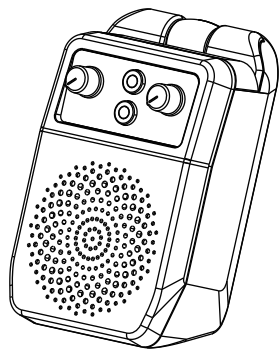
产品合格证

检验结论 合格
检验员号 QC 01
日 期

JOYO

JA-05G

Plug and play electric guitar amp



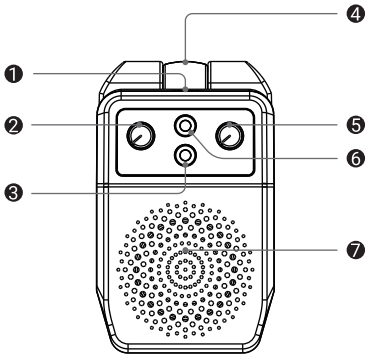
Owner's manual

Thank you for purchasing our products, please read it carefully before operating.

I.Warning

- Don't disassemble or repair this product by yourself.
- Don't use or store it near any heat sources, damp and dusty areas.Avoid violent vibration or shock.
- Don't drop this product otherwise it may malfunction.
- Don't use alcohol or other cleaning fluids to clean this product.
- Pls turn off the unit when it's not in use.
- If the unit shuts down automatically during use, it means the battery runs out, pls charge it in time.
- Pls keep it away from place that has iron flings, so as to prevent iron flings to be attracted by speaker and thus affect the sound quality.

II.Parts' names and functions



①Type-C port: Charge the product via the attached Type-C charging cable, it means in the process of charging when the red LED is on, it means fully charged once the red LED extinguishes. We suggest that you use 5V 2A charger.

Warning: Don't use chargers with Voltage>5V, as they will damage the product or cause other serious consequences.

②Tone Control Knob: Turn it counterclockwise to reduce the TREBLE, while turn it clockwise to increase the TREBLE.

③Power Switch/Indicator: Long press it to turn on/off the unit, when it's been turned on, if the blue LED is flashing, it means there is no Bluetooth connection, if the blue LED is on, it means the Bluetooth is connected successfully, if the red LED is flashing, it means low battery, please charge it in time.

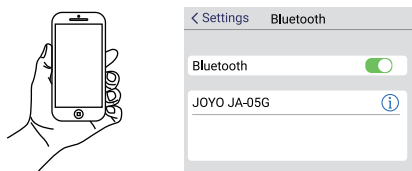
④6.35mm adapter: For connecting to the electronic wind instruments, guitar and more.

⑤Volume Control Knob: Turn it counterclockwise to reduce the Volume, while turn it clockwise to increase the Volume.

⑥Effects selection button/indicator: tap it to change the effects, while you can long press it for 3 seconds to turn off or turn on the REVERB, the indicator indicates the current effects(green=Clean, yellow=OVERDRIVE, red=DISTORTION)

⑦Bellmouth orifice: Don't clog it, otherwise it will produce abnormal sound.

III.Bluetooth connection




Step 1: Turn on the unit.

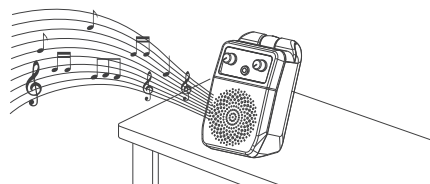
Step 2: Search for JOYO JA-05G from the device list and pair.

Step 3: After they paired successfully, you can start to play music via the app.

IV.Instructions



Plug in the guitar



Put it on the desk and enjoy music

V.Parameters

Power: DC 5V,1A Type-C(Built-in 3.7V/1500mAh lithium battery)

Output Power: 5W

Input Impedance: 470K

Speaker Impedance: 4Ω

Weight: 141g

Dimensions: 60(L)×42(W)×105(H)mm

VI.Package contents

JA-05G×1

Owner's manual×1

Charging cable×1

JOYO

JOYO TECHNOLOGY CO., LTD

Address: 2/F, Lushi Industry Building, 28th District, Bao'an, Shenzhen, 518101 China.
www.joyoaudio.com Email:info@joyoaudio.com Tel: 0086-755-29765381

FCC Warning Statement:

This equipment has been tested and found to comply with the limits for a Class B digital device, pursuant to part 15 of the FCC Rules. These limits are designed to provide reasonable protection against harmful interference in a residential installation. This equipment generates, uses and can radiate radio frequency energy and, if not installed and used in accordance with the instructions, may cause harmful interference to radio communications.

However, there is no guarantee that interference will not occur in a particular installation. If this equipment does cause harmful interference to radio or television reception, which can be determined by turning the equipment off and on, the user is encouraged to try to correct the interference by one or more of the following measures:

- Reorient or relocate the receiving antenna.
- Increase the separation between the equipment and receiver.
- Connect the equipment into an outlet on a circuit different from that to which the receiver is connected.
- Consult the dealer or an experienced radio/TV technician for help.

Caution: Any changes or modifications to this device not explicitly approved by manufacturer could void your authority to operate this equipment.

This device complies with part 15 of the FCC Rules. Operation is subject to the following two conditions: (1) This device may not cause harmful interference, and (2) this device must accept any interference received, including interference that may cause undesired operation.

The device has been evaluated to meet general RF exposure requirement.