

2501023



Please read all instructions carefully before use and retain for future reference.



Do not iron.



Do not use outdoors.



Do not tumble dry.



Do not wring dry.



Do not use folded or tucked.



Do not dry clean



Do not pierce or use sharp objects near the footwarmer



Do not bleach.



Not suitable for the use with children of the age of 3 or below.



Only for the removable cover
Do not wash above 30°C / 86°F



Do not wash (for foot warmer)



Please read all instructions carefully before use and retain for future reference.

INTENDED USE Only operate the appliance for its intended purpose and within the parameters specified in this manual.

This appliance is for domestic use only. Do not use outdoors or on wet surfaces.

This appliance is not intended for use by persons with reduced physical, sensory or mental capabilities, or lack of experience and knowledge, unless supervised or given appropriate instruction concerning the product's use by a person responsible for their safety.

The appliance is not intended to be operated by means of an external timer or separate remote-control system.

GENERAL SAFETY Do not allow to be used as a toy. Children should be supervised to ensure they do not play with the appliance.

Not suitable for the use with children of the age of 3 or below.

If the appliance is not functioning properly, has been dropped, damaged, left outdoors, or immersed in liquid, do not use, contact DOMU Brands Customer Services.

- ⚠ Do not use the appliance if any parts appear to be faulty, missing or damaged.
Ensure all parts are securely attached as instructed by this instruction manual before use.

- ⚠ Do NOT wring out the footwarmer

- ⚠ Do NOT dry using a tumble dryer

- ⚠ Do NOT iron the footwarmer

- ⚠ Do NOT dry the footwarmer in the sun.

- ⚠ Do NOT connect it to the mains supply to dry it

- ⚠ Do NOT use an appliance such as a hair dryer to dry it

- ⚠ Do NOT use the footwarmer if it is damp or wet.

- ⚠ Do not try to repair the footwarmer if faulty – have it looked at by a qualified person.

Examine the footwarmer regularly to ensure there are no signs of wear or damage.

If the footwarmer mains lead does become damaged or worn contact a qualified person. Do not attempt to repair the product yourself.

CABLES AND PLUGS Check to ensure your electricity supply matches that shown on the rating plate. This product should only be used as rated.

Preferably, the socket outlet should be protected by a Residual Current Device RCD (UK/EU) Ground Fault Indicator (US).

- ⚠ Do not use with a damaged cable or plug. If the supply cable is damaged, it must be replaced by a qualified engineer or authorised service agent in order to avoid a hazard. The use of an extension cable is not recommended.

- ⚠ Do not handle the plug or appliance with wet hands.

Keep the cable away from heated surfaces.

- ⚠ Do not let the cable hang over the edge of the table or countertop where it could be pulled on inadvertently by children or pets.

- ⚠ Do not pull the cable around sharp edges or corners.

- ⚠ Do not leave unattended when plugged in. Unplug from outlet when not in use.

Turn off all controls before unplugging.

- ⚠ Do not unplug by pulling on the cable. To unplug, grasp the plug, not the cable.

Always unplug before performing user maintenance, connecting or disconnecting attachments, or changing accessories.

Ensure the cable is stored safely to prevent hazards.

RISK OF PERSONAL INJURY

- ⚠ Do not touch or operate the product with wet hands of feet.

Keep away from direct sunlight, extreme

temperatures and excessive humidity.

- ⚠ Do not use in dusty environments.

- ⚠ Do not place the product near heaters, open fires or other appliances/equipment that are sources of heat.

- ⚠ Do not use for pets, this causes a risk of the product being chewed and may result in electrical shock with possible death.

- ⚠ Do not spray the product with water or any other liquid. Never use the product near a bathtub, wash basin or any container filled with water.

if you are not going to use the product for an amount of time, switch it off and disconnect the power cord from the wall socket.

Never leave the product switched on when unsupervised.

Before storage always allow the product to fully cool down.

- ⚠ Do not use the product for indoor heating purposes.

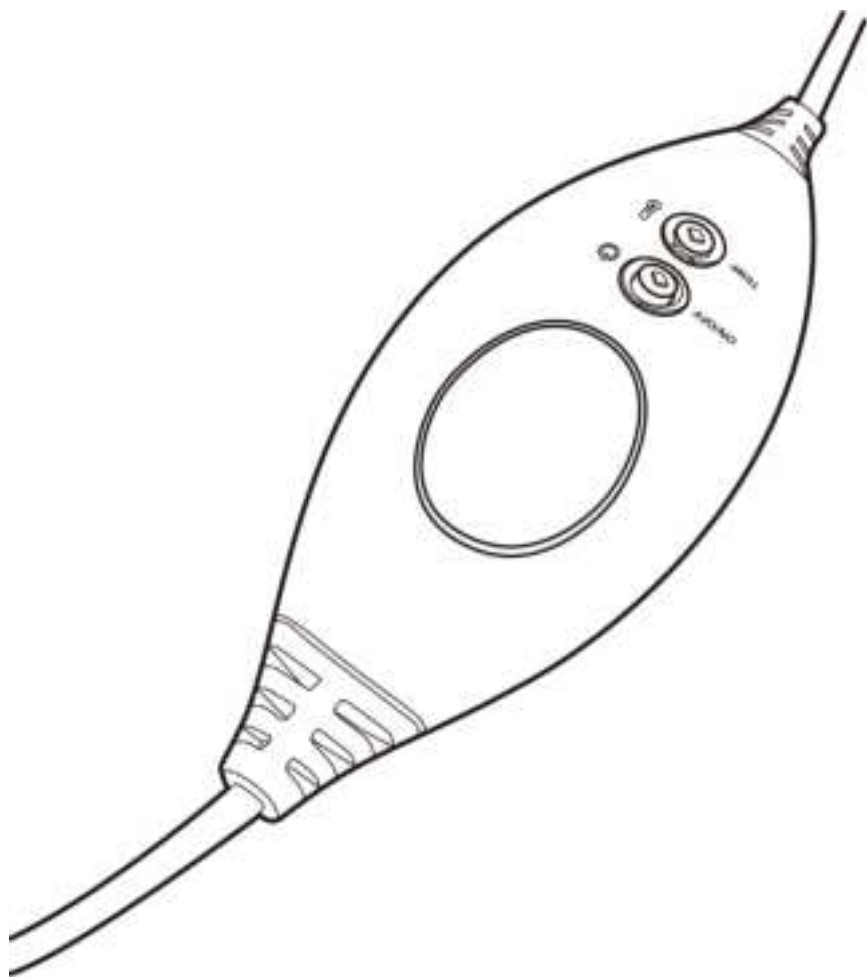
- ⚠ Do not pierce the product with a needle or any other sharp objects.

TECHNICAL SPECIFICATION

Rated Voltage 220-240V

Rated Power 100W

Rated Frequency 50Hz



USING THE FOOT WARMER

1. Hold the “ON/OFF” button for 3 seconds to start up.

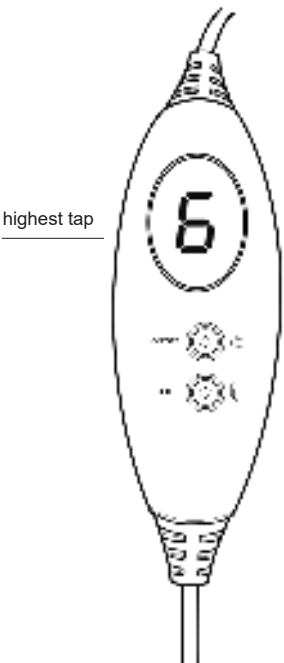
2. Use the temp button to adjust the temperature of the footwarmer. 1 being the lowest heat, 6 being the highest heat.

If you find the footwarmer isn't heating up preheat it using the highest setting (6) for 10 minutes before use.

3. To turn off hold “ON/OFF” button for 3 seconds.

For long periods of use, set a lower temperature setting at 1 to avoid overheating the footwarmer and harming the body.

The footwarmer will automatically turn off after 90 minutes.



TROUBLESHOOTING

Error Code	Cause	Solution
E	The foot warmer has been used while folded or crumpled and it has overheated. As a safety measure, the heated pad has turned off.	Turn the controller OFF, unplug the foot warmer, lay it down completely flat and leave to cool down.
P	The controller or connector is not connected properly.	Ensure the controller and/or connector are connected properly.

After use

When the foot warmer is not in use, please switch the controller to the off position; remove the plug from the power socket. If the foot warmer is not to be used for a long period of time, store the foot warmer in a cool and dry place.

If you want to stop using the foot warmer, press the on/off switch to switch the foot warmer off and remove the mains plug from the wall socket. Always pull on the plug, not on the mains cord.

WARNING - RISK OF BURNS

Prolonged use at the highest setting may lead to burns.

To avoid burn injuries to the skin, test the temperature prior to use with the back of your hand (not the palm, as this is less sensitive than other parts of the body).

Do not use the foot warmer directly on your skin.

CLEANING AND STORAGE

Remove the mains plug from the wall socket and the connection plug from the connection socket on the device before cleaning the foot warmer.

Neither control unit nor mains cord must come into contact with moisture, water or any other liquid, as there is otherwise a danger of electric shock. In addition, the foot warmer itself must not be moist during use. Only use it when it is dry – never when damp!

Let the foot warmer cool down before folding it up!

Do not place any heavy objects on the foot warmer!

The foot warmer must not be creased!

Always store the foot warmer in a cool, dry place where it is protected from other sources of heat.

DISPOSAL




Correct Disposal of this product


This marking indicates that this product should not be disposed with other household wastes throughout the EU. To prevent possible harm to the environment or human health from uncontrolled waste disposal, recycle it responsibly to promote the sustainable reuse of material resources. To return your used device, please use the return and collection systems or contact the retailer where the product was purchased. They can take this product for environmental safe recycling.


When not in use and before cleaning the footwarmer, disconnect it from the mains.


Disconnect the controller from the footwarmer.


 Do NOT immerse the controller in water or get it wet.


Clean the surface of the cord with neutral detergent if the cord is dirty and wipe it dry with soft cloth.


 Do NOT wring out the footwarmer


 Do NOT dry using a tumble dryer


 Do NOT iron the footwarmer

 Do NOT dry the footwarmer in the sun.

 Do NOT connect it to the mains supply to dry it

 Do NOT use an appliance such as a hair dryer to dry it

 Do NOT use the footwarmer if it is damp or wet.

 Do not try to repair the footwarmer if faulty – have it looked at by a qualified person.

Examine the footwarmer regularly to ensure there are no signs of wear or damage.

If the footwarmer or mains lead does become damaged or worn contact a qualified persons. Do not attempt to repair the product yourself.



EN

DISPOSAL INFORMATION Please recycle where facilities exist. Check with your local authority for recycling advice.

CUSTOMER SERVICE If you are having difficulty using this product and require support, please contact support@domu.co.uk

WARRANTY To register your product and find out if you qualify for a free extended warranty please go to www.vonhaus.com/warranty. Please retain a proof of purchase receipt or statement as proof of the purchase date. The warranty only applies if the product is used solely in the manner indicated in the warnings page of this manual, and all other instructions have been followed accurately. Any abuse of the product or the manner in which it is used will invalidate the warranty. Returned goods will not be accepted unless re-packaged in its original packaging and accompanied by a relevant and completed returns form. This does not affect your statutory rights. No rights are given under this warranty to a person acquiring the appliance second-hand or for commercial or communal use.

COPYRIGHT All material in this instruction manual are copyrighted by DOMU Brands. Any unauthorised use may violate worldwide copyright, trademark, and other laws.

THANK YOU

Thank you for purchasing your product/appliance. Should you require further assistance with your purchase, you can contact us at support@domu.co.uk. VonHaus is a registered trademark of DOMU Brands Ltd. Made in China for DOMU Brands. Unit 30, Stakehill Industrial Estate, Middleton, Manchester M24 2RW. EU Representative - Authorised Representative: Authorised Representative Service, 77 Camden Street Lower, Dublin, D02 XE80, Ireland .