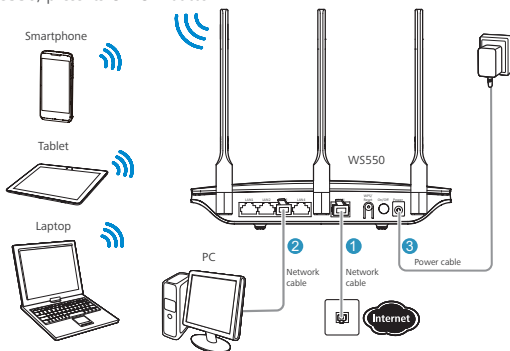




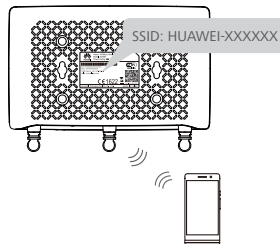
Configuring the WS550 using a phone

You can configure the WS550 using a phone, tablet, or laptop. This guide uses a phone as an example.

- 1 Connect your devices in the sequence indicated in the following figure. To power on the WS550, press its **On/Off** button.



- 2 Check the **SSID** on the label attached to the bottom of the WS550 (unencrypted by default), and then wirelessly connect your phone to the WS550's Wi-Fi network.
- 3 Open the browser on your phone, visit **192.168.3.1**, and touch **Go**.



You can also connect your WS550 using a network cable and configure it on the computer.

How to restore default settings: When the WS550 is powered on, use a needle to press and hold the **WPS/Reset** key for 6 seconds or more until the indicator becomes off.
For more information, visit <http://consumer.huawei.com/en/>.



- 4 If this is your first time logging in to the web management page, the WS550 automatically checks your Internet connection method. Follow the onscreen instructions to set the Internet access parameters and touch **Next**.

> If you are accessing the Internet using a dial-up connection, enter the account name and password provided by your ISP.

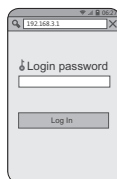
> If you are accessing the Internet using other methods, no operations are required.




- 5 Set a **Name** and **Password** for your WS550's Wi-Fi network, and touch **Finish**.



If **Also used for web login** is selected, **Password** can be used as the web login password. If **Also used for web login** is not selected, **Login password** is required as the web login password.



-  > After you set the Wi-Fi network name and password, the Wi-Fi connection will be terminated. Use the new Wi-Fi name and password to reconnect your phone to the WS550.
> You can log in to the web management page on the computer, choose **Home Network** > **WLAN Settings** > **Basic Settings** > **Enable WLAN 2.4 GHz** to turn on or off WLAN.



Downloading Huawei HiLink

This app is a perfect match for the WS550.

Device management: Huawei HiLink enables you to easily manage wireless devices connected to the WS550's Wi-Fi network.

Parental control: Your children can surf the Internet only within periods specified by you.

For more functions, scan the QR code to download Huawei HiLink now:



Copyright © Huawei Technologies Co., Ltd. 2015. All rights reserved.

96723007_02