

# LED TOUCH SPEAKER

Model: BT192

## INSTRUCTION MANUAL

PLEASE READ ALL INSTRUCTIONS CAREFULLY & RETAIN FOR FUTURE USE

## Getting Started

Remove the unit from the box. Remove any packaging from the product.

Please retain all packaging until you have checked and counted all the parts and the contents against the parts list.

## Package Contents

Portable Wireless Speaker

USB rechargeable cable

Instruction manual

## Features





1. Wireless Bluetooth connectivity to iPad, iPod Touch, Android, Windows Phone, Blackberry, smartphones, tablets, computers and more.
2. Play music through Bluetooth, TF card, AUX and USB
3. FM Radio
4. Rechargeable built-in battery

## IMPORTANT SAFETY INFORMATION

1. Read all instructions before using this product.
2. Do not leave this product unattended while connected to the power supply.
3. Do not immerse in water or any other liquids.
4. Do not use if unit has been dropped or damaged in any way.
5. Improper repairs may place user at serious risk.
6. Repairs to electrical equipment should only be performed by qualified personnel. Place unit on sound, even surface, free of vibrations and away from sources of heat.
7. Do not put objects into openings.
8. Do not use this unit for anything other than its intended use.
9. Keep this product out of reach of children.
10. This product is not a toy.

Do not play music at excessive levels especially near children, as damage to hearing may occur.

## Operation:

Item	Function	Operation
1	 / V+	Short press: next Song Long Press: Volume increase
2		Short press: Play and pause
3	 / V -	Short press: Previous Song Long Press: Volume decrease
4	Mode	Switch modes : FM/BT/TF/AUX and USB
5	 / TOUCH GRILL	Short press: Set light brightness / Change light colors Long press: Change light modes

## Bluetooth Connection:

Switch speaker to Bluetooth mode. Turn on the Bluetooth on your devices to add, search or scan for devices, select “**2BOOM-BT192**”. Enter pass code “0000” if it asks. You will hear “ The Bluetooth devices connected successfully” when connected successfully.

## TWS Connection:

Turn on both speakers, long press “MODE” button on one of speakers ,two speakers could be connected with a Bluetooth enabled device.  
Long press the “MODE” button again to cancel TWS function.

## SPECIFICATIONS

Bluetooth version: 5.0

Input voltage: DC 5V

Power Rating: 5W

Battery: 500 mAh

Operation range: 32.8ft

Frequency response: 100Hz-18KHz

Charging Time: 1-2 hrs

Playing Time: 1 hr

FCC ID: 2AIDL-BT192

## **FCC STATEMRNT**

This device complies with Part 15 of the FCC Rules. Operation is subject to the following two conditions:

(1) This device may not cause harmful interference, and

(2) This device must accept any interference received, including interference that may cause undesired operation.

Warning: Changes or modifications not expressly approved by the party responsible for compliance could void the user's authority to operate the equipment.

Notes: This equipment has been tested and found to comply with the limits for a Class B digital device, pursuant to part 15 of the FCC Rules. These limits are designed to provide reasonable protection against harmful interference in a residential installation. This equipment generates, uses and can radiate radio frequency energy and, if not installed and used in accordance with the instructions, may cause harmful interference to radio communications. However, there is no guarantee that interference will not occur in a particular installation. If this equipment does cause harmful interference to radio or television reception, which can be determined by turning the equipment off and on, the user is encouraged to try to correct the interference by one or more of the following measures:

--Reorient or relocate the receiving antenna.

--Increase the separation between the equipment and receiver.

--Connect the equipment into an outlet on a circuit different from that to which the receiver is connected.

--Consult the dealer or an experienced radio/TV technician for help.

## **FCC Radiation Exposure Statement:**

This equipment complies with FCC radiation exposure limits set forth for an uncontrolled environment. In order to avoid the possibility of exceeding the FCC radio frequency exposure limits, the device has been evaluated to meet general RF exposure requirement.

Migear International Group LLC,  
21 W 38th Street, 14th Floor, NY, NY 10018 USA  
TEL: 929-390-4504