


60cm Built-In Oven

OBOP6016AM

omega

Designed to Enhance
EST. 1981



Introducing your new 60cm Built-In Oven

Before First Use

When your oven is switched on for the first time, it may give off an unpleasant smell. This smell is completely normal, and is due to the oven's manufacturing process.

To remove the smell, we recommend that you set the temperature to the highest setting with the Fan Forced function selected. Ensure that the oven is completely empty, and that the door has been firmly shut.


Run the program for 90 minutes, then turn the oven off. After the oven has cooled down, allow the door to be opened at a 45° angle to allow for further ventilation.

Menu Control Buttons


 Power

 Program

 Temperature

 Rapid Pre-Heat

 Clock

 Minus/Decrease







 Plus/Increase

 Light

Details

Product Dimensions (W, D, H): 594 × 500 × 595mm
Capacity: 85L (gross) | Warranty Period: 3 Years

Cooking Functions

 ECO 40–230°C	 Multi Cooking 50°C–MAX
 Conventional 30°C–MAX	 Defrost —
 Fan Forced 30°C–MAX	 Pastry Bake 50–230°C
 Fan & Grill 60–200°C	 Ferment 40–60°C
 Grill 60°C–MAX	 AirFry 230°C
 Maxi Grill MAX	 Steam Refresh —
 Pizza 50°C–MAX	 Pyrolytic Cleaning —
 Fan Bake 30°C–MAX	 Light —

For a breakdown of each cooking program's function along with detailed operation instructions, please refer to your supplied User Manual, pages 09–14.

For a guide on what programs to use for your favourite dishes and how to achieve the best results, refer to your supplied User Manual, pages 15–17.

Support

Telephone: 1300 11 HELP (4357)
Email: support@residentiagroup.com.au

