

MIXX™

WIRELESS

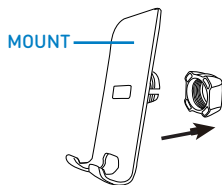


FreeStand Pro

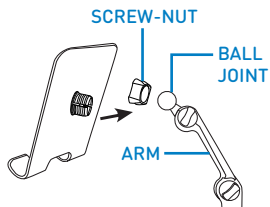
Smart Phone and Tablet Holder

HOW TO GUIDE

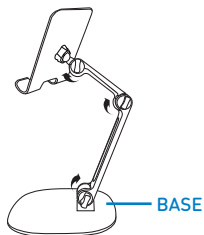
LET'S ASSEMBLE



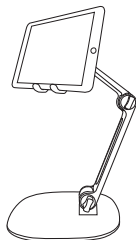
1. Unscrew the screw nut on back of the mount.



2. Place the screw-nut over the ball joint on the top of the arm, snap the mount onto the ball joint and tighten the screw.



3. Turn the screw on the base to adjust the arm as desired.



4. Place your phone or tablet on the mount in landscape or portrait position as desired.

MIXX



support@mixx-io.com



mixxaudio.com

MIXX Limited

5 The Pavilions, Brighton Road, Pease Pottage,
West Sussex, RH11 9BJ. United Kingdom



FSP-HTG01