



MultiOne

by 

Instructions MyLighting Portal – Registration for MultiOne Web and Cloud



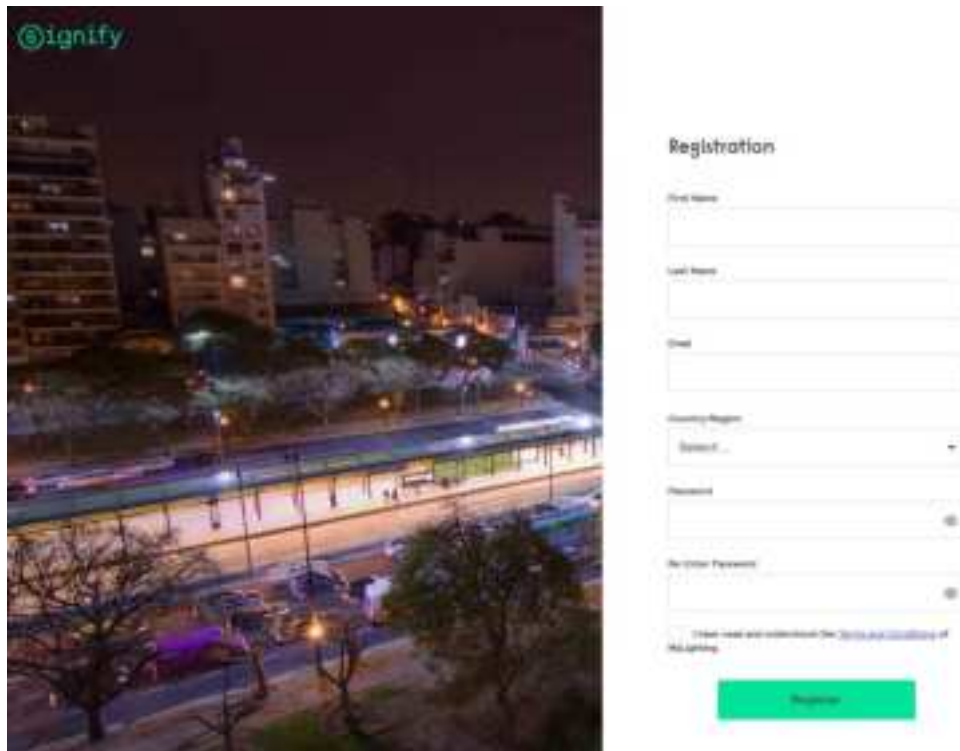
MyLighting Portal for Multione Web and Cloud

April 2025

Step 1: To access MultiOne Web go to <https://www.multione.signify.com> and click register or Go to MyLighting Portal via [MyLighting: Log On](#) and click “Register”



Step 2: You will be directed to [MyLighting: Registration](#) and fill in your credentials and accept terms and conditions, and then click register.



Registration

First Name

Last Name

Email

Country/Region

Password

Re-enter Password

You must read and understand the [Terms and Conditions of MyLighting](#)

Step 3: You will receive and activation e-mail from noreply@signify.com as in below picture, click “Verify and activate my account”

Welcome to Signify MyLighting! Offering easy online access to do all the business activities with Signify, e.g. check product information, price and availability including tracking your delivery goods and finding support.

Want to explore more about what we offer on MyLighting? Please click the button below to activate your account now:

Verify and activate my account

For your next visit, please bookmark the URL: <https://www.mylighting.signify.com>.
For any assistance, please contact your sales representative.

We are looking forward to seeing you soon!

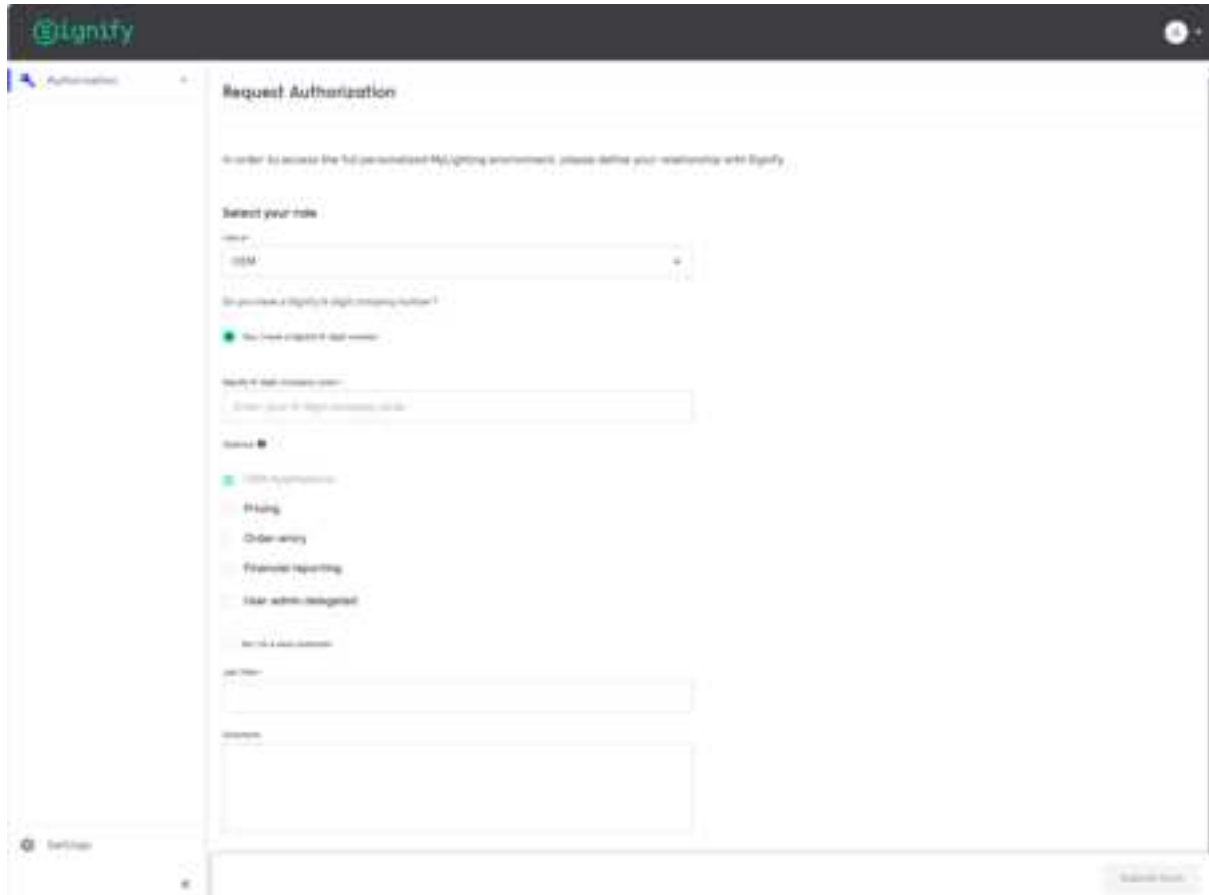
Best regards,
Signify

|

Step 4: You will be taken to a confirmation screen, click “Continue”.

Step 5: Select role as “OEM”.

If you know your 8-digit number please select “Yes, I have a Signify 8-digit number” and fill in accordingly. If you do not have your 8-digit number please contact your regional key account managers or go to the next step.



The screenshot shows the 'Request Authorization' page in the Signify system. The page has a dark header with the Signify logo and a user profile icon. The main content area is white and contains the following elements:

- Header:** 'Request Authorization' title.
- Introductory Text:** 'In order to access the full personalized MyLighting environment, please define your relationship with Signify.'
- Select your role:** A dropdown menu with 'OEM' selected.
- 8-digit number section:** A green radio button labeled 'Yes, I have a Signify 8-digit number' is selected. Below it is a text input field for the 8-digit number.
- Company information:** A text input field for the company name.
- Permissions:** A list of permissions with checkboxes:
 - ☒ OEM configuration
 - ☐ Pricing
 - ☐ Order entry
 - ☐ Financial reporting
 - ☐ User admin (delegated)
 - ☐ Service & data access
- Footer:** A 'Get started' button on the left and a 'Request Access' button on the right.

If you are a new customer, please click on “No, I am a new customer” and enter your Job Title and press submit form.

Request Authorization

In order to access the full personalized MyLighting environment, please define your relationship with Signify

Select your role

I am a: *

Do you have a Signify 8-digit company number?

☐ Yes, I have a Signify 8-digit number

☒ No, I'm a new customer

Job Title *

Comment

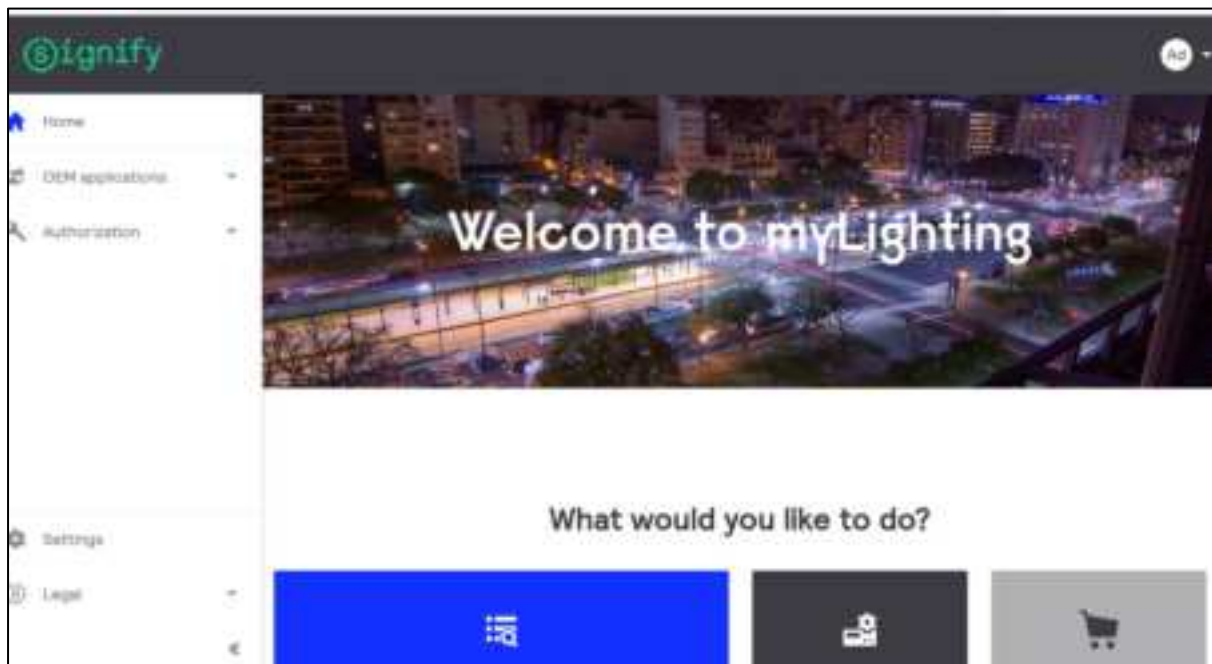
Step 6: You will see the below message and you **must** log off and log on to update your profile.

Summary

Your authorization request has been completed, please log off and on again to update your user profile.



Step 7: You are now logged in.



Step 8: You can now continue to use MultiOne Web or MultiOne Cloud.

For MultiOne web, you can either access [MultiOne](#) link directly and log in with your MyLighting credentials (or) you can click the tile with title “Launch MutiOne Web” as shown below in MyLighting portal.

