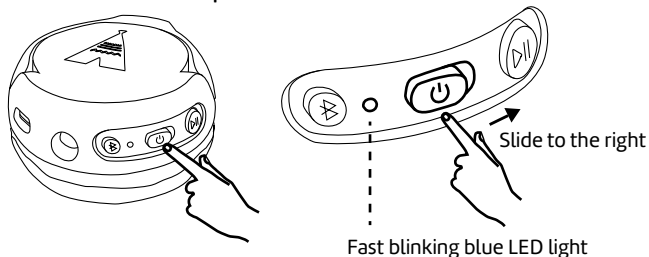


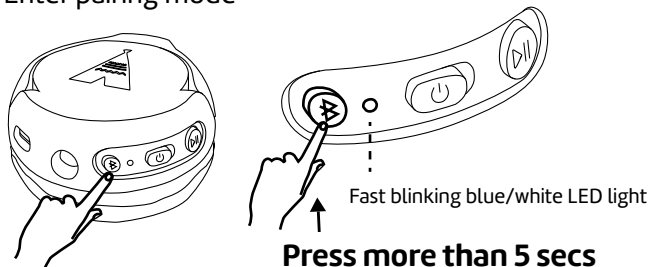
## Quick Start Guide

### Get started in 4 steps

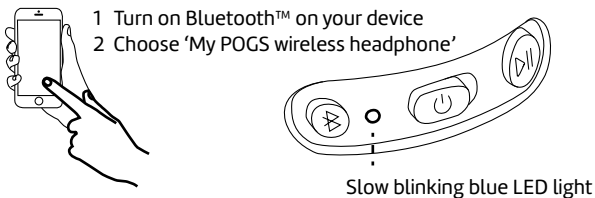
- 1** Turn on the headphones



- 2** Enter pairing mode



- 3** Connect to Bluetooth™ device

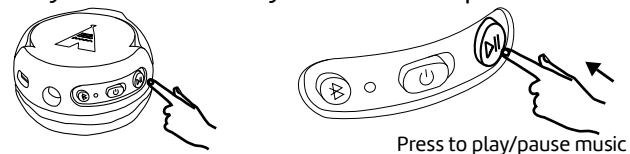


- 4** Control your music from the connected device

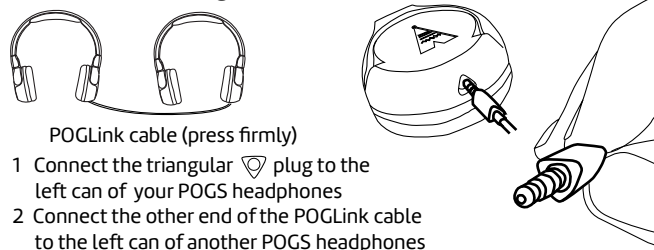
## POGS BlueTooth™ 'The Gecko'

### What else can I do?

- A** Play/Pause music on your POGS headphones

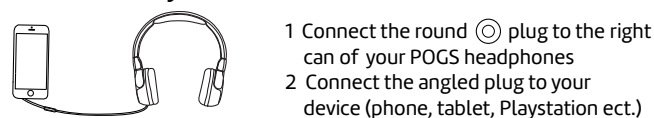


- B** Share music using POGLink



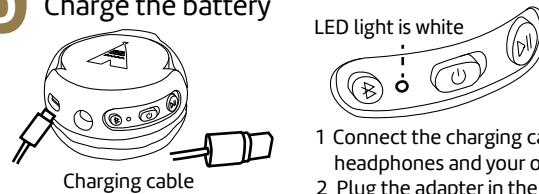
- 1 Connect the triangular plug to the left can of your POGS headphones
- 2 Connect the other end of the POGLink cable to the left can of another POGS headphones

- C** Out of battery? Connect device with QuickSafe cable



- 1 Connect the round plug to the right can of your POGS headphones
- 2 Connect the angled plug to your device (phone, tablet, Playstation ect.)

- D** Charge the battery



- 1 Connect the charging cable with the headphones and your own USB adapter
- 2 Plug the adapter in the socket