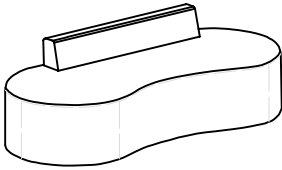



ITEM NO. Z6SFXW0533

Thank you for purchasing the sofa,

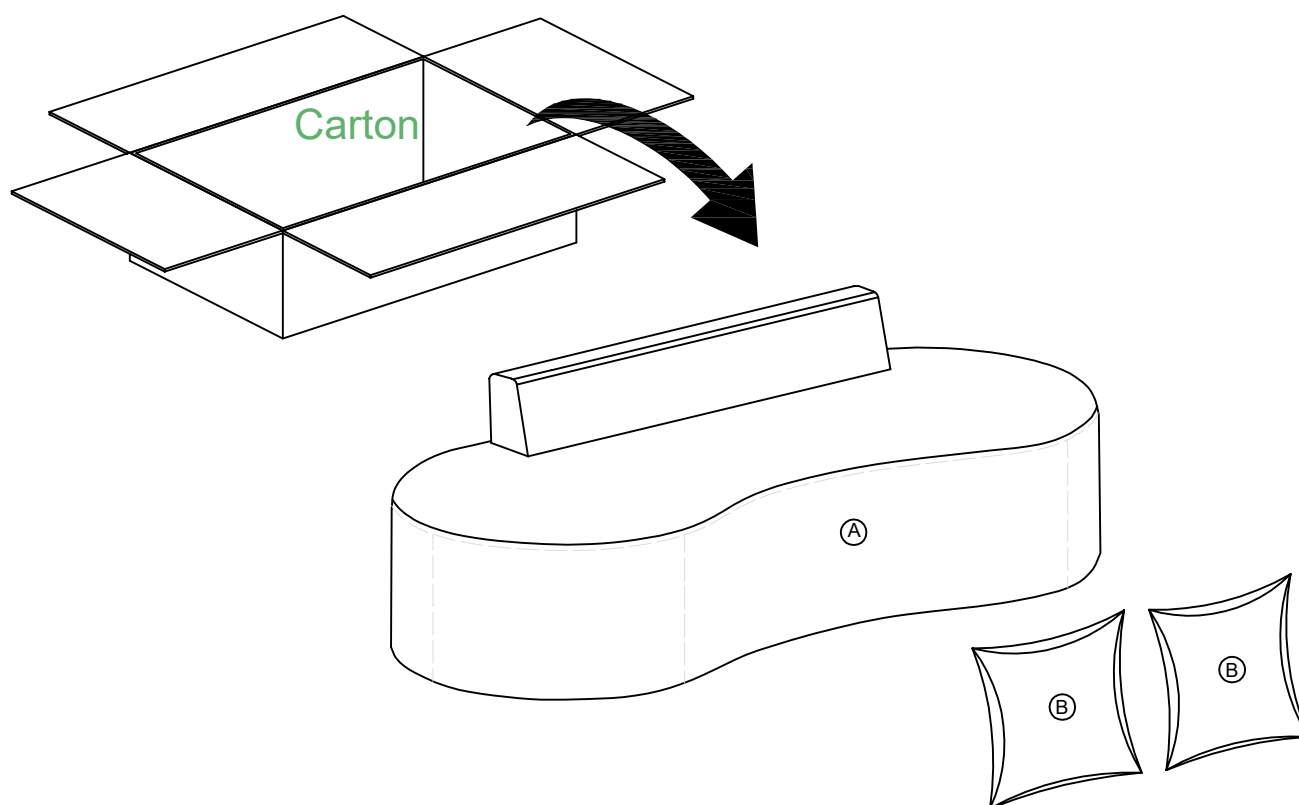
Please read the instructions and warnings carefully before use, to ensure safe and satisfactory operation of this product. At HULALA home we are committed to making great products possible. From our in-house Design Team, to our Buyers, we work together to bring great designs to life. Our expert Product Technologists work collaboratively with our buyers and suppliers to assure the legality, safety and quality of the product we sell. We are all committed to designing and developing products to the highest industry standards. We hope you are happy with your product and welcome any feedback or comments you may have.

PARTS LIST

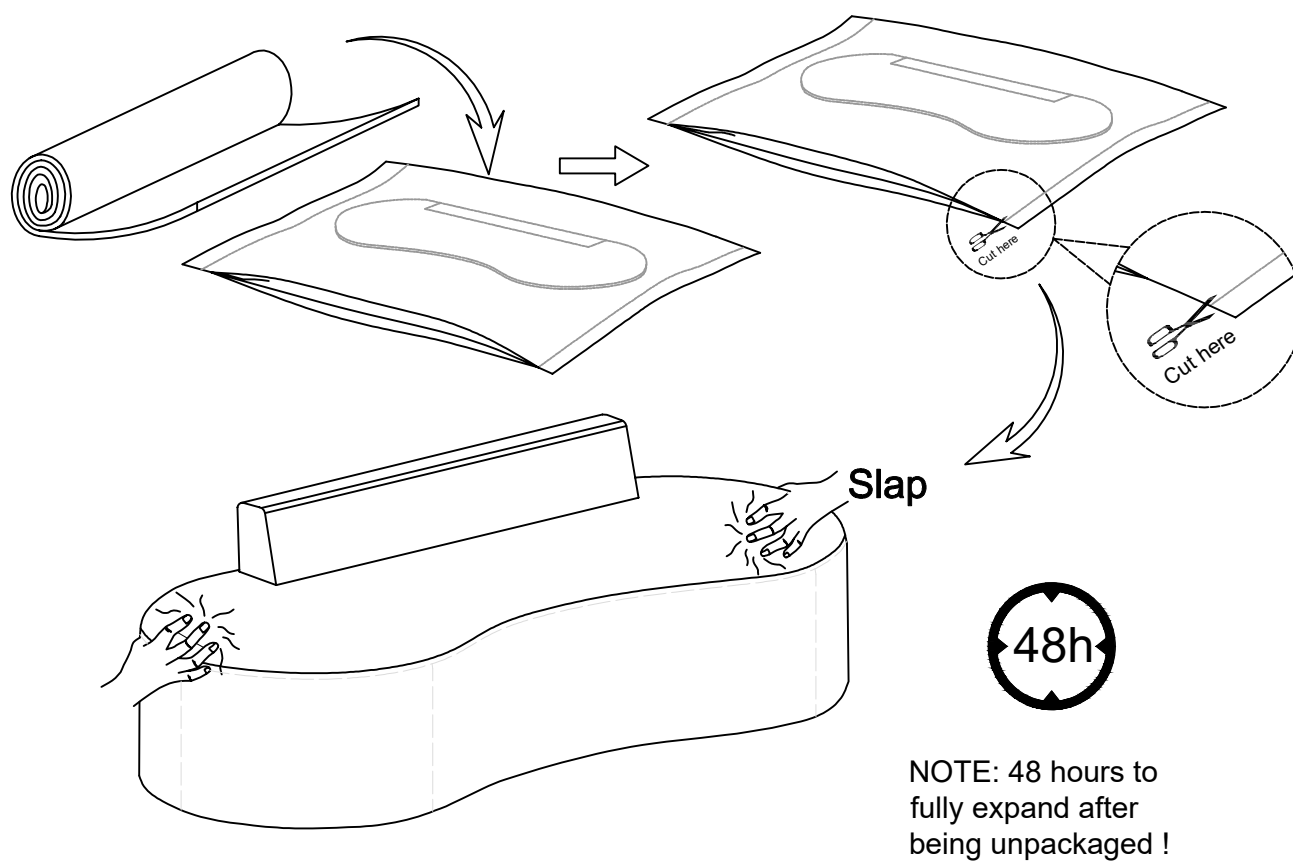
A  Seat Cushion	x 1	B  Back Cushion	x 2
---	------------	---	------------

ASSEMBLY INSTRUCTION

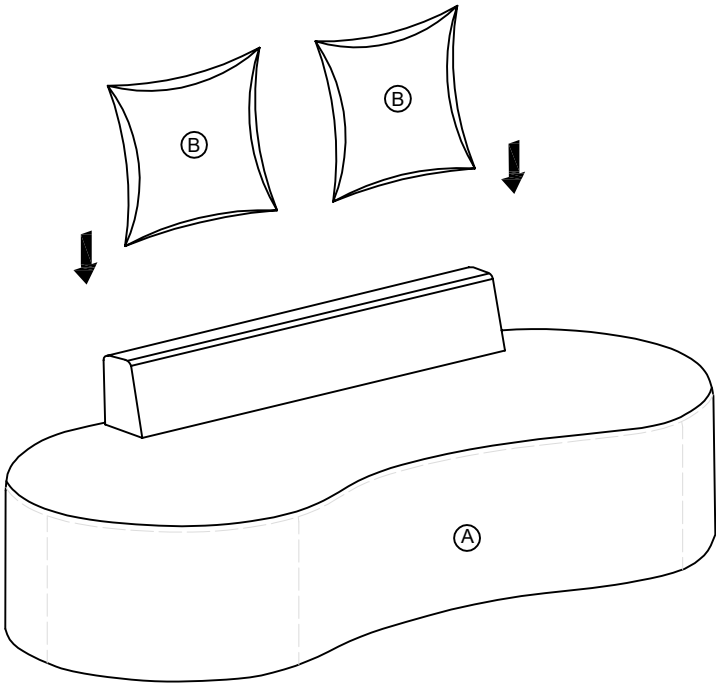
STEP 1




STEP 2



STEP 3



STEP 4





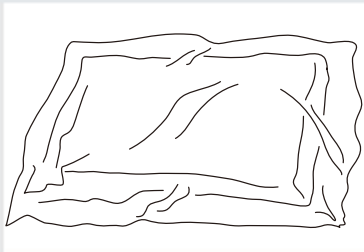
Safety and Care Advice

Important – Please read these instructions fully before starting assembly

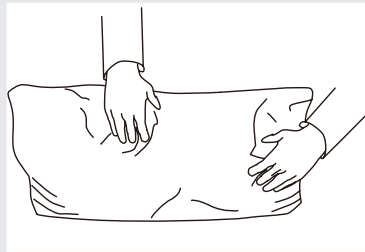
Thanks for your purchase. Before the assembly, please follow the instruction to check if all the spare parts and screws are intact.

- Considering the size and weight of the sofa, we recommend two adults to assemble the sofa, on a carpeted or padded area, in the room that it is intended for. Approximate assembly time: 30 minutes.
- Keep all components and packaging out of reach of children or animals to avoid risk of choking or suffocation.
- Please do not throw away any of the packaging or the instruction until you have checked all the components and hardware and the furniture is fully assembled. Please ensure that the packaging is disposed of in a safe and environmentally friendly way.
- Please do not take off the cover, and do not wash.

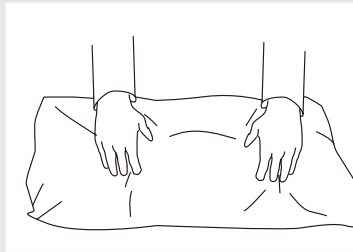
Your cushions come vacuum packed and sealed for shipping. To restore the cushion's original shape, follow the steps below.




Open the vacuum bag carefully.



Press and tap with both hands from the side to fully inhale air



Press and tap with both hands from the front to fully inflate.



Carefully smooth out each section until the surface is even.

After packing up, place them in somewhere dry and ventilated. After about 72-96 hours, it can be restored to the best use condition.

MAINTAINANCE AND WARNING



- Keep furniture away from heat.
- Do not clean furniture with harsh cleansers or polish. Do not use detergents, Solvents, abrasives, spray packs or leather cleaner. Use non-color mild soap with warm water clean spills(Mix 1:10 soap to water)
- Do not place furniture under direct sunlight, material will possibly fade over time.
- Do not use on site dry Cleaning machine.
- Children should not climb or jump on the furniture.
- Do not write on furniture without a padded barrier to protect the surface.
- Not for commercial use, For residential use only.
- The maximum load is 900 LBS .

WARRANTY

We strive to offer high- quality products, and we also try our best to satisfy each and every customer that orders from us with product or service as needed. We provide 30 days warranty starting from the time you receive the item. Each customer must provide a record of their order such as the order number, or item receipt for any items that are out of the warranty period you may also still receive replacement parts by purchasing them with our company if they are available.

Are you having difficulty with assembly? Missing parts? Please send email with your order No to customerservice@hulalahome.com

For return, please check the return policy with the retailer or market place you bought from. Appreciate your purchasing from us. Pop up your life by our furniture piece!