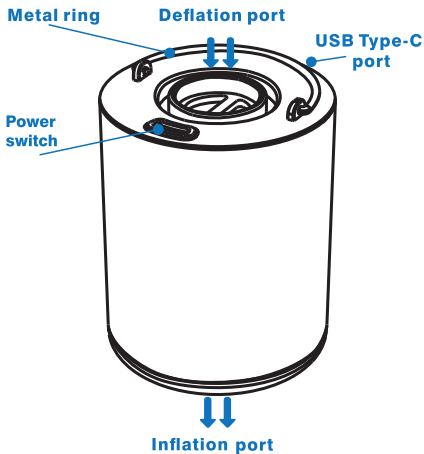




**The User Manual**

**GIGA Pump 2.0 Lite**

## GIGA Pump 2.0 Lite

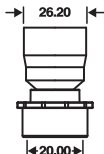


# GIGA Pump 2.0 Lite

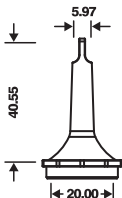
[www.aerogogo.com](http://www.aerogogo.com)

## Types of Nozzles

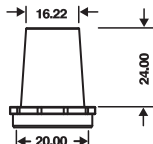
(mm)



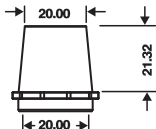
**Air cushion**



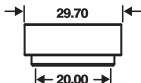
**Swimming ring  
Inflatable toy**



**Air mattress  
Air pillow**



**Air bed  
Floatie**



**Vacuum  
storage bag**

## Air Pump Mode



Double-click  
to start the  
air pump



$< 65^{\circ}\text{C}$  ( $149^{\circ}\text{F}$ )

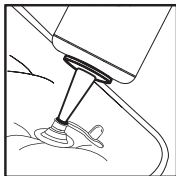
$> -10^{\circ}\text{C}$  ( $14^{\circ}\text{F}$ )



## **Inflate**

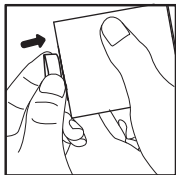


**Attach the proper air nozzle to the inflation port.**

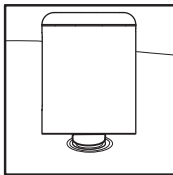


**Connect the air nozzle to the valve on the inflatable. Power on and start inflating.**

## **Vacuum Storage**



**Attach the proper air nozzle to the deflation port.**



**Connect the air nozzle to the valve on the vacuum storage bag. Power on and start deflating.**

<b>Net weight</b>	<b>100g</b>
<b>Gross weight</b>	<b>150g</b>
<b>Volume</b>	<b>48x48x62.5 mm</b>
<b>Inflation pressure</b>	<b>4.2kPa</b>
<b>Flow</b>	<b>220L</b>
<b>Deflation pressure</b>	<b>4.2kPa</b>
<b>Compression ratio</b>	<b>60%</b>
<b>Power rating</b>	<b>23.5W</b>
<b>Battery capacity</b>	<b>3.7V - 1300mAh</b>
<b>Run time</b>	<b>12min</b>
<b>Package contents</b>	<b>GIGA Pump 2.0 Lite</b> <b>Type-C cable</b> <b>Manual</b> <b>Storage bag</b> <b>Air nozzles</b>
<b>Standards</b>	<b>CE/FCC/KC/ROHS/REACH</b>

## **Reminder**

- If the pump is not working, please charge it and then check whether it works properly.
- If there is any water or liquid on the pump surface, wipe it before using it.
- If the airflow is weak or the rotation of turbine is abnormal, please check if the fan is jammed or blocked.
- If there is any problem when using the product, please contact the local authorized dealers or retailers. For more information, you can also send email to: [service@aerogogo.com](mailto:service@aerogogo.com)

## **Limited Warranty**

- 5-year limited warranty starts from the date of purchase.
- If the product is defective or has a problem, please contact the seller/retailer where you purchased for exchange.
- If you cannot return to the seller/retailer, please return the faulty product to us according to the return address provided.
- If service is needed due to failure of parts that are not original to the product or due to damage caused by abuse, misuse or any external cause, certain fee will be applied for maintenance.

## **Disclaimer**

- Defects (cosmetic or incidental damages) or malfunction caused by misuse, abuse, improper storage or maintenance.
- Failure to follow operating instructions, or use with equipment with which it is not intended to be used.
- Damage caused by unauthorized disassembly, alteration, modification or repair of the product.

## **Warning**

- Do not use the pump in water.
- Keep the inflation port or the deflation port clean.
- Do not put your finger into the inflation port or the deflation port.
- When the pump is working, keep your eyes away from the inflation or deflation port and avoid looking at the ports closely.
- All children under 12 must be supervised by an adult when using the pump.





**All products bearing this symbol are waste electrical and electronic equipment (WEEE as in directive 2012/19/EU) which should not be mixed with unsorted household waste. Instead, you should protect human health and the environment by handing over your waste equipment to a designated collection point for the recycling of waste electrical and electronic equipment, appointed by the government or local authorities. Correct disposal and recycling will help prevent potential negative consequences environment and human health. Please contact the installer or local authorities for more information about the location as well as terms and conditions of such collection points.**



**EU Declaration of Conformity**

**We, Shanghai MicroNovelty Co.,Ltd hereby, declare that this equipment is in compliance with the applicable Directives and European Norms, and amendments.**

