



ASSERT-IQ™
INSERTABLE CARDIAC MONITOR (ICM)



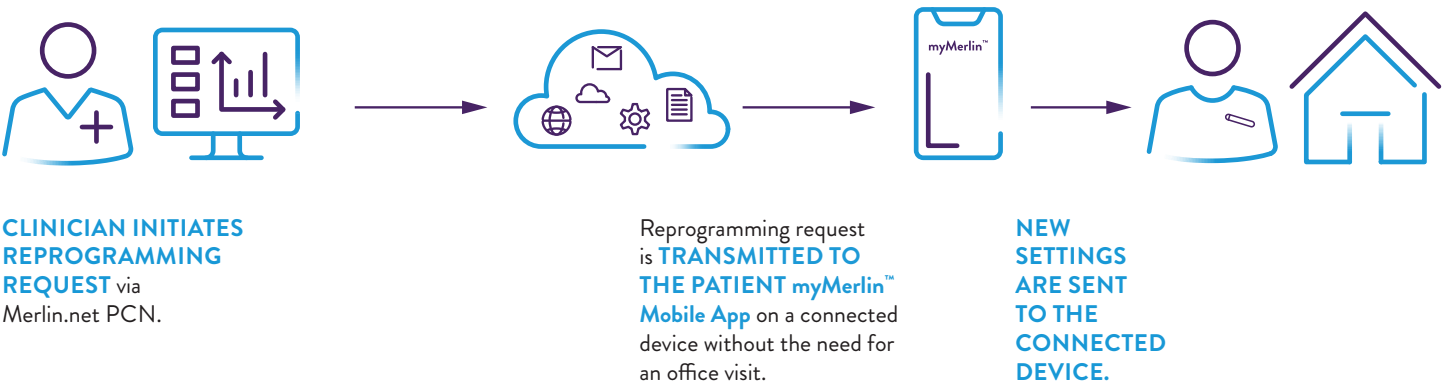
MERLIN.NET™ PCN

REMOTE PROGRAMMING GUIDE

FLEXIBLE WORKFLOW TO OPTIMIZE PATIENT CARE

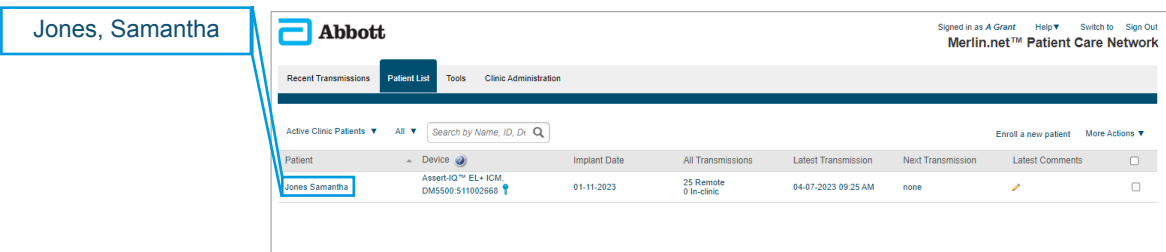
The Assert-IQ™ Insertable Cardiac Monitor (ICM) features the longest lasting battery at full performance, delivering clinically actionable data, IQ insights that go beyond diagnostics, and remote programmability. Remote programming allows you to adjust the settings of the device, optimize performance, and limit unnecessary alerts or transmissions for connected devices - all without requiring the patient to visit the clinic.

REMOTE PROGRAMMING IN THE MERLIN.NET™ PCN IS EASY, INTUITIVE, AND SECURE

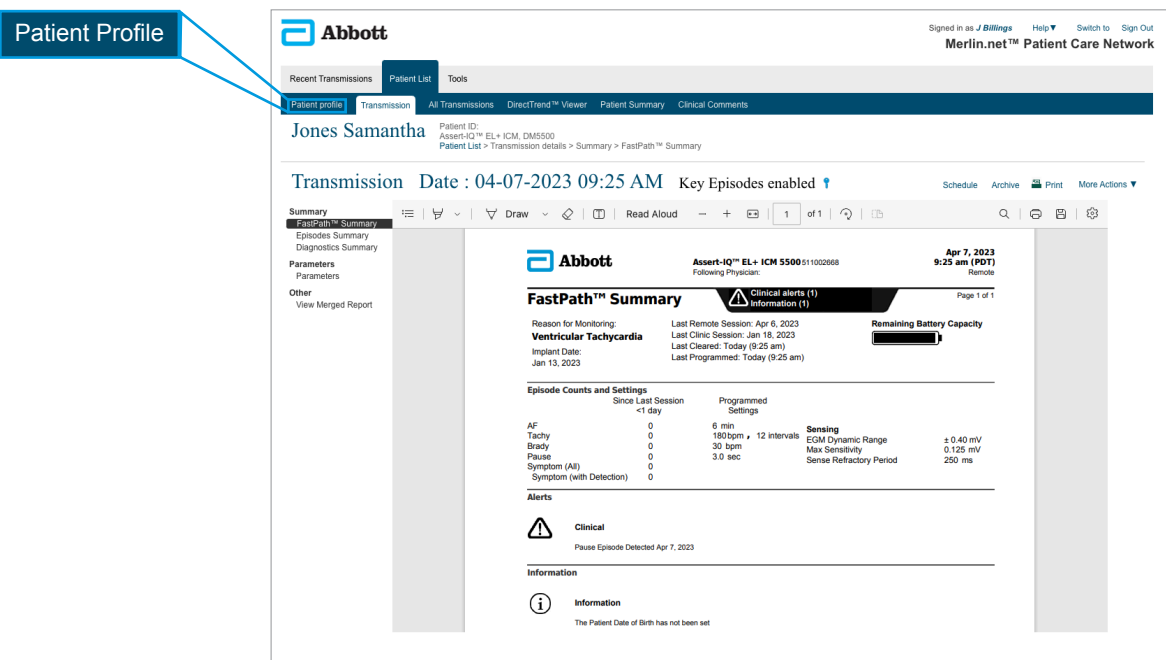


STEP 1: INITIATE A REMOTE PROGRAMMING SESSION

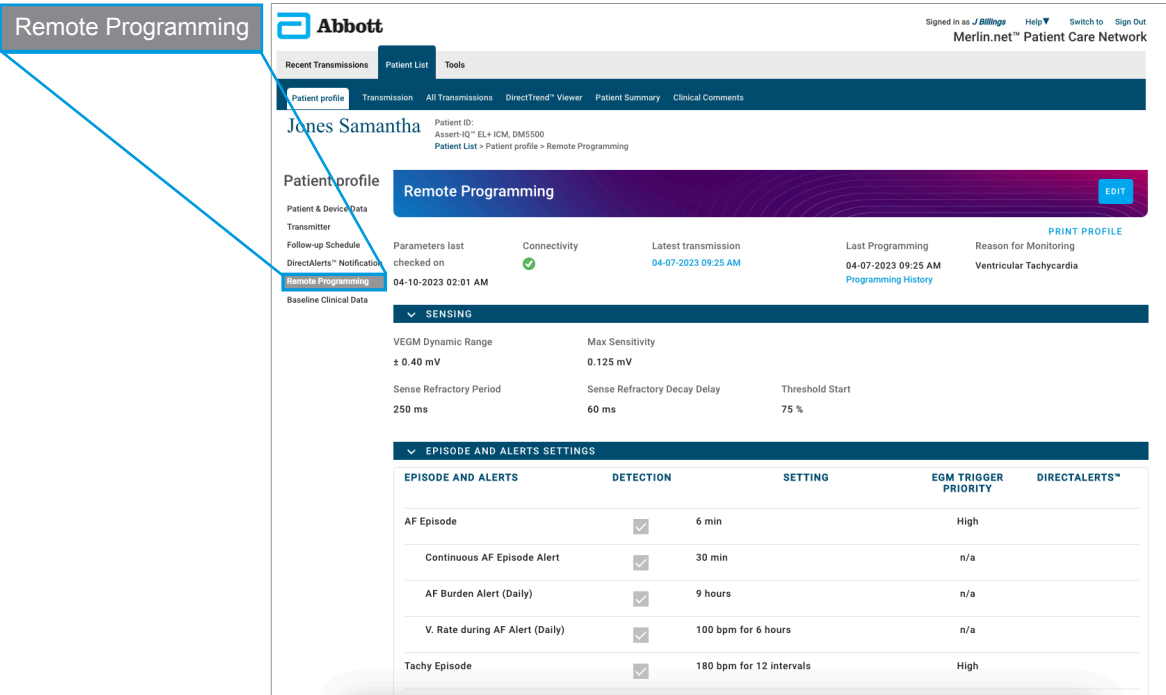
Once you have identified a patient who needs device optimization, **click on the patient name to go to the Patient Profile tab.**



If you are viewing a transmission and want to make setting adjustments for that patient, the Patient Profile tab is on the left.

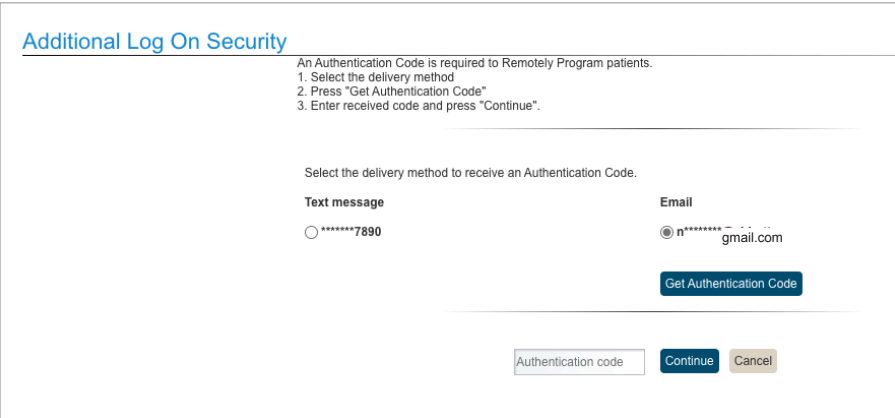


Click on **Remote Programming** from the left column then click **Edit** to initiate a remote programming session.



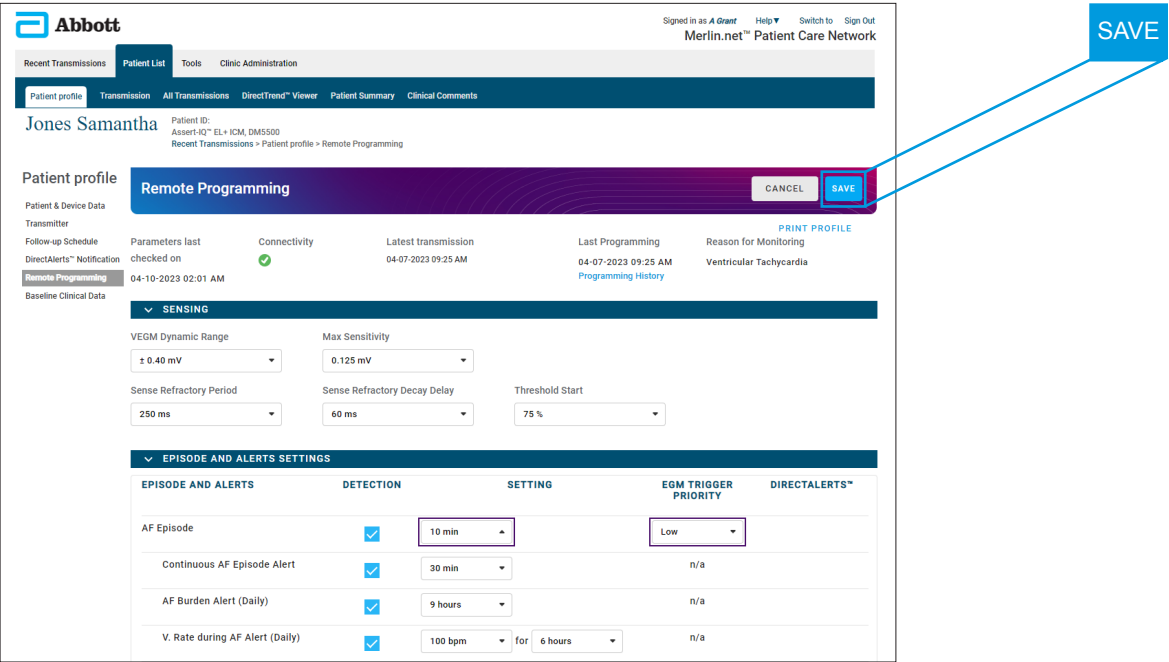
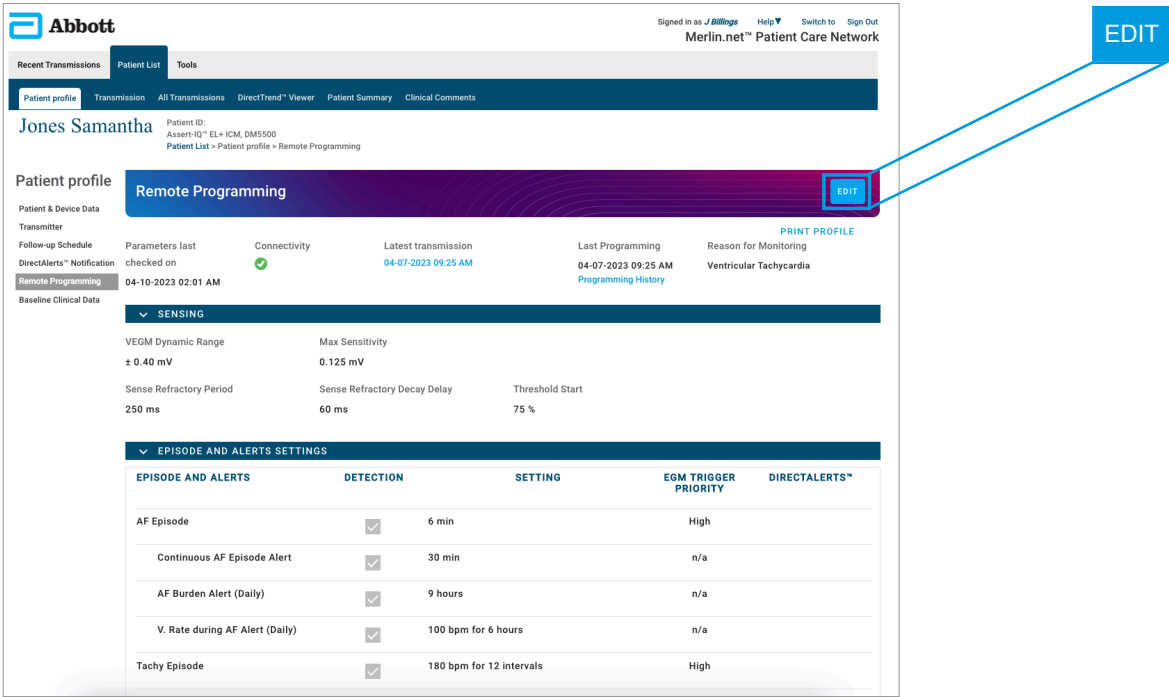
STEP 2: TWO-FACTOR AUTHENTICATION

You can choose to complete the two-factor authentication process with a **text message** or **email**. You will only complete this process once per Merlin.net™ PCN session. This is a secure process to ensure only authorized personnel make programming changes.



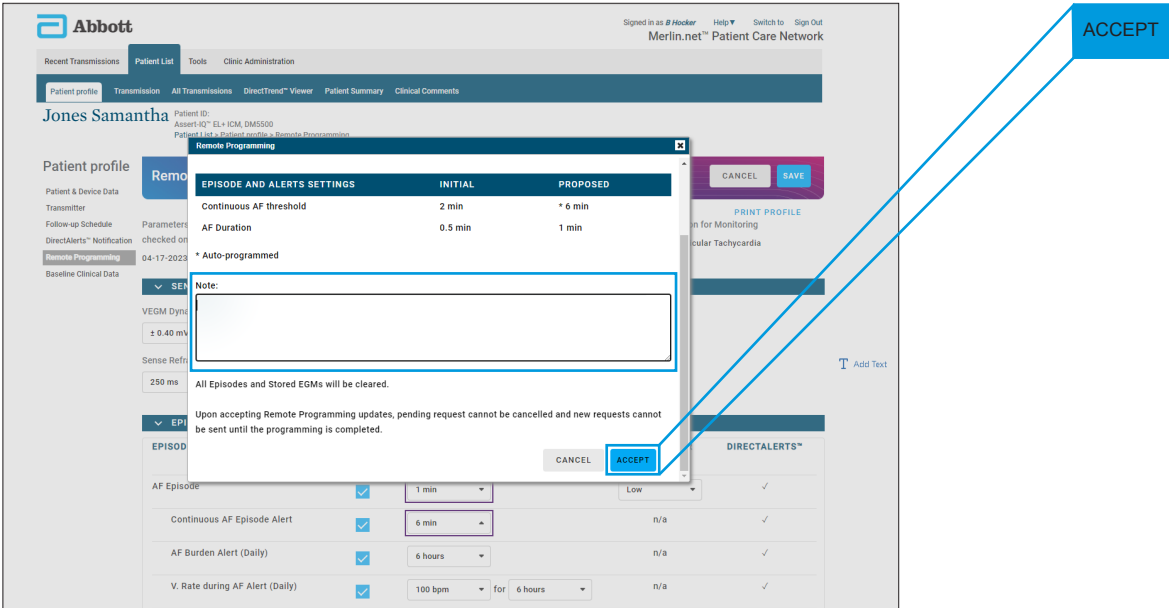
STEP 3: MAKE SETTING ADJUSTMENTS REMOTELY & SAVE

Begin making the desired setting adjustments to optimize your patient's device. Click **Save**.

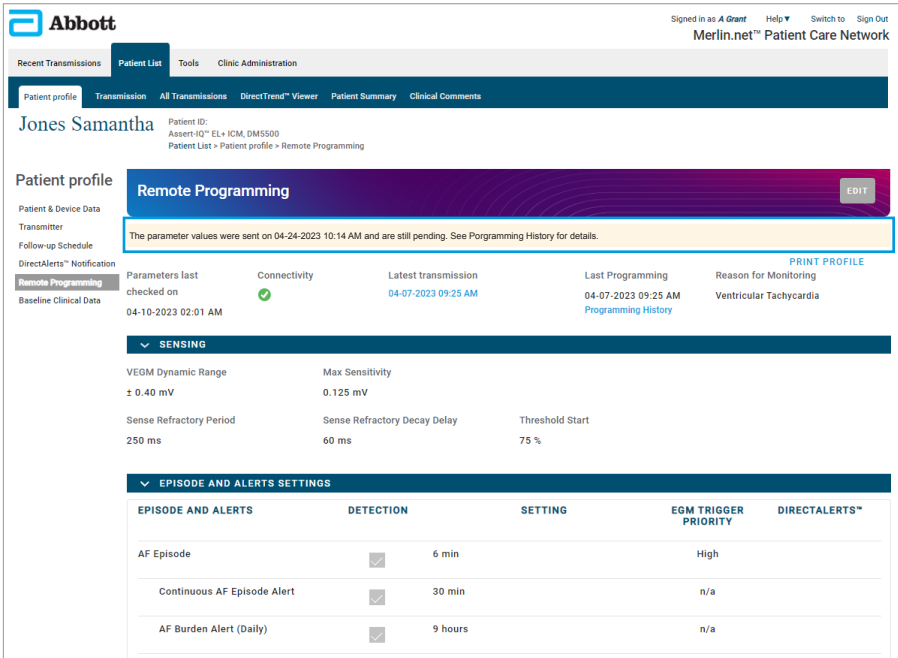


Click Accept.

You can record any notes for this remote programming session in the notes section.



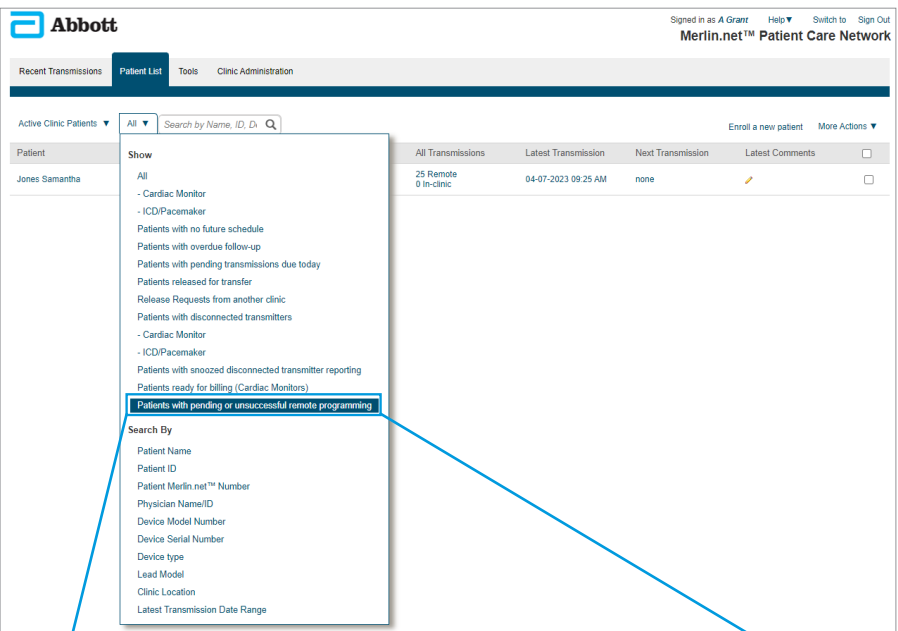
The pending status banner confirms the remote programming changes were sent to the patient’s myMerlin™ Mobile App.



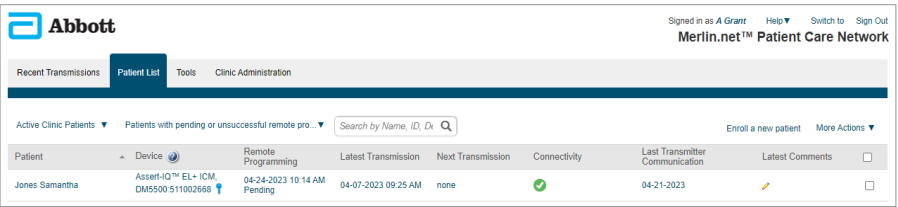
Once the myMerlin™ Mobile App is connected to the patient’s Assert-IQ™ ICM, the adjustments will be made to the device.

You can view the status of all remote programming sessions by clicking on the **Patient List** tab and filtering the results by **Patients with pending or unsuccessful remote programming**.

Once the remote programming changes are made to the patient’s Assert-IQ ICM, a transmission will show in the **Recent Transmission** tab with a date and time stamp.



Patients with pending or unsuccessful remote programming

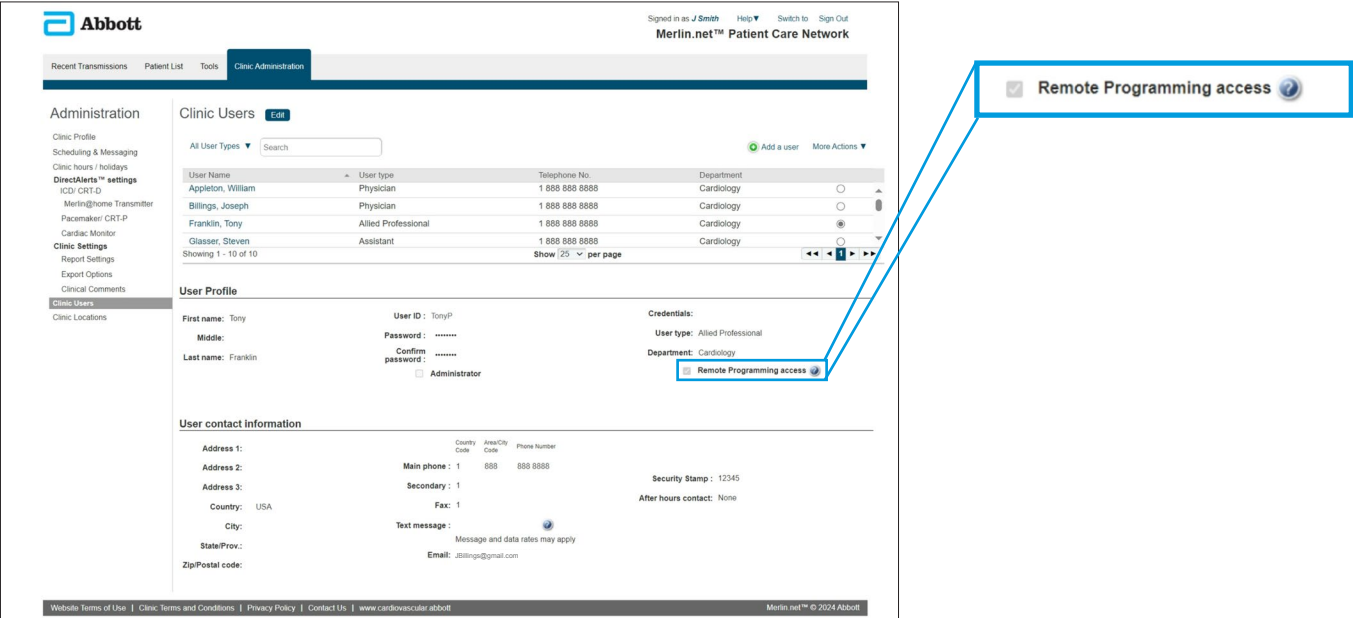


The Merlin.net™ PCN will continuously attempt to send the remote programming adjustments to the patient’s myMerlin Mobile App for 72 hours.

FAQs

1. Can the clinic administrator control who has access to conduct remote programming?

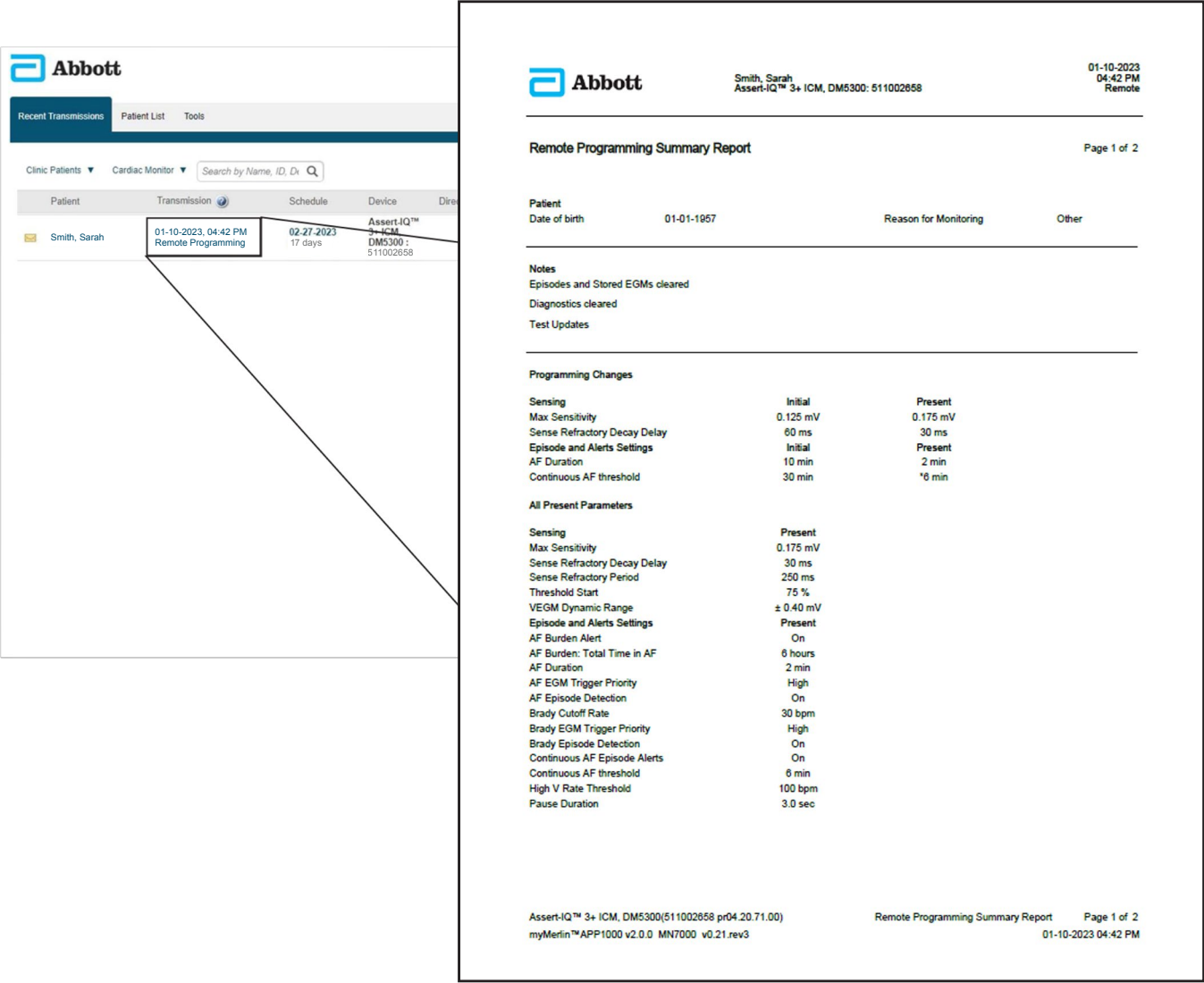
Yes, each clinic profile can have remote programming privileges toggled on or off by an administrator.



Note: Remote programming access is not available for users registered as **Assistants**.

2. How will a user know if a remote programming transmission is successful?

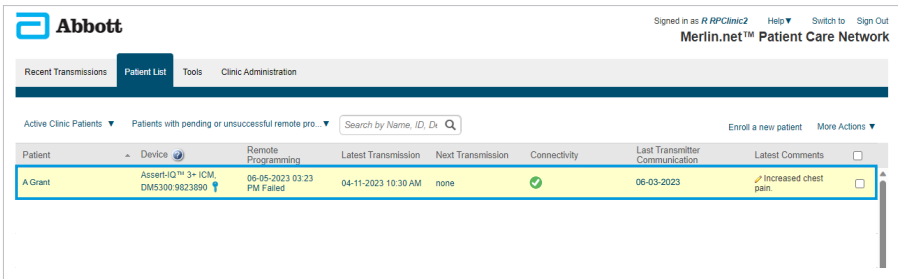
Once the parameter changes are successful, a remote programming transmission will be shown on the **Recent Transmissions** tab. A summary report with details of the changes and notes (if applicable) will be included.



3. What should a user do if a remote programming transmission is unsuccessful?

If the remote programming request is unsuccessful, a user can resubmit the parameter changes without having to re-enter each change. To retry a remote programming session, follow the steps below.

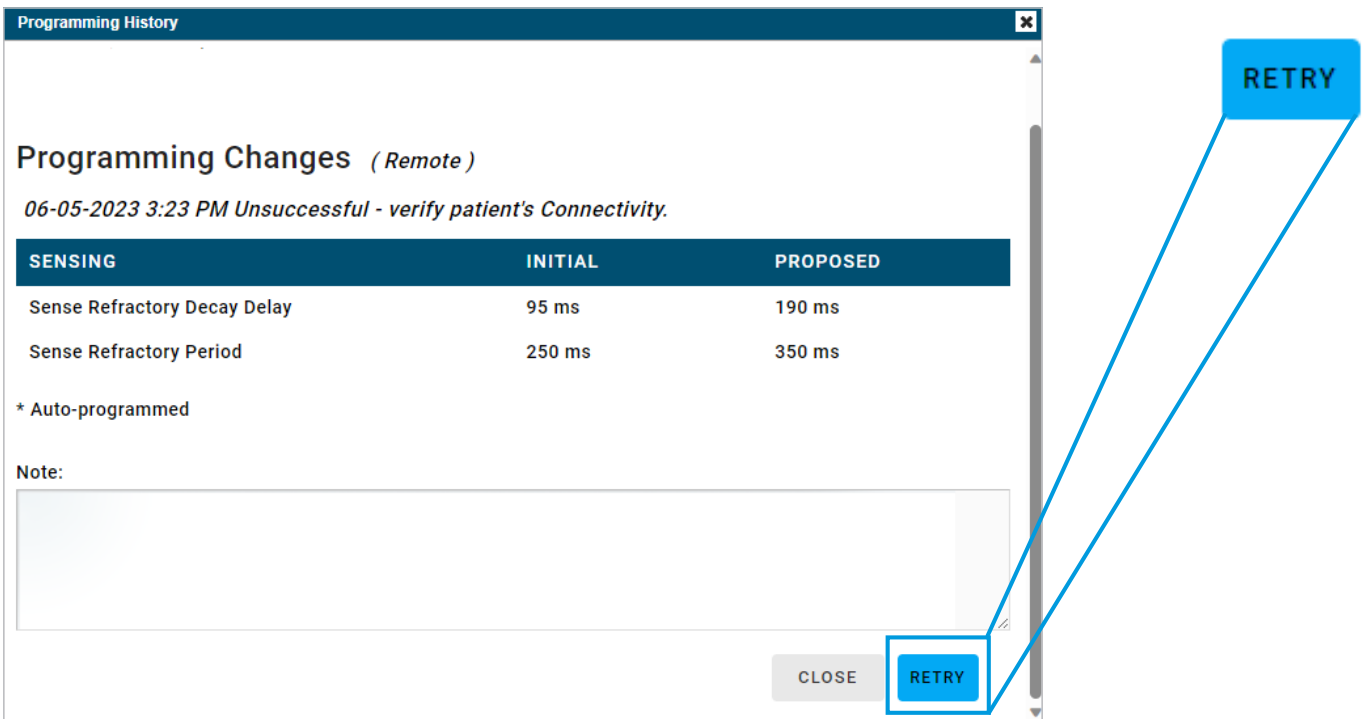
STEP 1: SELECT AN UNSUCCESSFUL REMOTE PROGRAMMING REQUEST



STEP 2: CLICK ON PROGRAMMING HISTORY



STEP 3: REVIEW THE REMOTE PROGRAMMING REQUEST, MAKE ANY NECESSARY NOTES, AND SELECT “RETRY”



For any questions, please reach out to your Abbott Sales Representative.

For technical support please contact the Remote Care Technical Support Team.

United States and Canada
1 877-696-3754, or email myMerlin@abbott.com
Monday-Friday 8 a.m.-8 p.m. EST

International
+46 847 44 756 (Support in English and Swedish)
Monday-Friday 08:00 to 17:00 CET

For more information, contact your Abbott Sales Representative.

Rx Only

Brief Summary: Prior to using these devices, please review the Instructions for Use for a complete listing of indications, contraindications, warnings, precautions, potential adverse events and directions for use.

Indications for Use: The Assert-IQ™ ICM is indicated for the monitoring and diagnostic evaluation of patients who experience unexplained symptoms that may be cardiac-related such as: dizziness, palpitations, chest pain, syncope, and shortness of breath, as well as patients who are at risk for cardiac arrhythmias such as bradycardia, tachycardia, and sinus pauses.

The Assert-IQ ICM is also indicated for patients who have been previously diagnosed with atrial fibrillation (AF) or who are susceptible to developing AF. The Assert-IQ ICM is intended to be inserted subcutaneously in the left pectoral region, also described as the left anterior chest wall. The Assert-IQ ICM has not been specifically tested for pediatric use.

Intended Use: The Assert-IQ ICM is intended to help physicians and clinicians monitor, diagnose and document the heart rhythm in patients who are susceptible to cardiac arrhythmias and unexplained symptoms by detecting arrhythmias and transmitting data for review.

Contraindications: There are no known contraindications for the insertion of the Assert-IQ ICM. However, the patient's particular medical condition may dictate whether or not a subcutaneous, chronically inserted device can be tolerated.

Potential Adverse Events: Possible adverse events (in alphabetical order) associated with the device, include the following: allergic reaction, bleeding, chronic nerve damage, erosion, excessive fibrotic tissue growth, extrusion, formation of hematomas or cysts, infection, keloid formation and migration.

Refer to the User's Manual for detailed indications for use, contraindications, warnings, precautions and potential adverse events.

Remote Programming with Merlin.net PCN is available for DM5500 and DM5300 models.

™ Indicates a trademark of the Abbott group of companies.

‡ Indicates a third-party trademark, which is property of its respective owner

Bluetooth and Bluetooth logo are registered trademarks of Bluetooth SIG, Inc.

Abbott

15900 Valley View Court, Sylmar, CA 91342

Tel: +1 818 362 6822

Abbott.com

© 2024 Abbott. All Rights Reserved.

MAT-2402056 v1.0 | Item approved for Global Use.

Product not approved in all geographies.

