




# ENERGY SAVINGS MADE EASY

SMART ELECTRICAL PANEL



#LegrandImprovingLives

 **legrand**<sup>®</sup>

# Principle of a Legrand connected installation

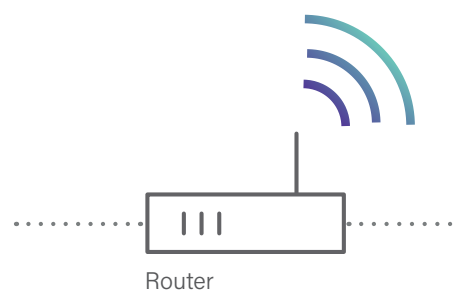
With our smart electrical panel solutions and the Home + Control app, you have the benefit of a complete system for controlling your electrical installation on any type of site, from private houses to large blocks of flats.



The Home + Control app can be used to control the installation remotely and stay informed.



The Legrand Cloud hosts data, manages it and keeps it secure.



## RANGE OF MODULAR PRODUCTS FOR SMART ELECTRICAL PANELS:



EMDX³ with Netatmo Gateway Module  
Cat.No 4 121 81



EMDX³ with Netatmo single-phase or three-phase connected electricity meter  
Cat.No 4 120 15/75



EMDX³ with Netatmo connected load shedder  
Cat.No 4 121 72



CX³ with Netatmo connected latching relay  
Cat.No 4 121 70

**Interface:** acts as a gateway between the router and Legrand connected products. For installation in the electrical panel or in a room in the house depending on the model chosen (any interface in the "with Netatmo" ranges).



**Electrical panel** equipped with connected modular products to control the lighting and high-energy consumption appliances, or track electrical energy consumption.

AND/OR



**Connected products or packs** available in the various Legrand wiring accessory ranges. For installation in different rooms in the house to control the lighting, roller shutters, the heating, etc.



# An interface that is easy to wire up and install which integrates seamlessly into the electrical panel

## EMDX<sup>3</sup> WITH NETATMO CONTROL GATEWAY MODULE

To start a connected installation from the electrical panel, you simply need to install an EMDX<sup>3</sup> with Netatmo Gateway Module.



### EMDX<sup>3</sup> WITH NETATMO GATEWAY MODULE:

- This is essential for any new installation and acts as an interface between the router and the connected wired products (2.4 GHz radio communication). Available as a modular version in the electrical panel, as wiring accessories or other versions in various rooms in the house.
- It is the equivalent of the gateway power outlet included in the Céliane™ with Netatmo connected starter pack (or available in the other wiring accessory ranges such as Arteor/Valena/Mosaic/Dooxie with Netatmo for example).
- Compatible with all other Legrand "with Netatmo" connected products.
- A single interface (gateway power outlet or Gateway Module) is enough to control the whole house.



Available separately (Cat.No 4 121 81), in the connected starter pack (Cat.No 4 121 91) which also includes 1 CX<sup>3</sup> with Netatmo connected contactor or in the connected packs for home photovoltaic system\* (Cat.Nos 4 121 92/ 93).



Cat.No 4 121 81



Cat.No 4 121 91



Cat.No 4 121 92

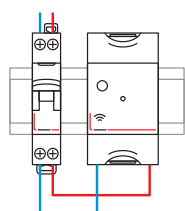


Cat.No 4 121 93



## POWER SUPPLY: 100-240 V ~

The Gateway Module is installed after a protective circuit breaker.



— N (neutral) = blue

— L (phase) = everything except blue and green/yellow

## WIRING

The Gateway Module consists of a fixed base and a removable section, to make wiring as easy as possible.



Unclip the removable section from its base




Wire up the power supply (screw terminals)



Clip the removable section onto the base



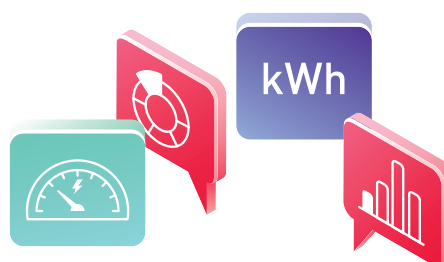
The product profile and positioning of the terminals allow the connection supply busbars to run along the top of the product. This means the position of the Gateway Module in the row can be chosen freely and products on the same rail can be connected via a supply busbar.



# Track easily the energy consumption


EMDX<sup>3</sup> WITH NETATMO CONNECTED ELECTRICITY METER


For installation in the electrical panel to measure the total installation consumption or that of a specific line.



## THE EMDX<sup>3</sup> WITH NETATMO SINGLE-PHASE CONNECTED ELECTRICITY METER ALLOWS THE USER TO:

- View the total instantaneous power for the house or a specific line (heating, hot water, power outlets, etc).
- Look up the total electricity consumption history on the daily/weekly/monthly/annual scale.
- Send a notification if an adjustable total instantaneous power threshold is reached (energy meter configured in "total consumption track" mode).
- Install additional connected electricity meters, so as to obtain detailed measurement of the consumption of several circuits.
- Supplied with 1 closed measurement coil 80 A max.



Requires prior installation of a "with Netatmo" connected starter pack, version for  rail Cat.Nos 4 121 81/91 or Céliane/Arteur/Valena/Dooxie/Mosaic with Netatmo version.

Available separately (Cat.No 4 120 15) or in the connected photovoltaic packs (Cat.No 4 121 92/93).



Width:  
1 x 17,5 mm module

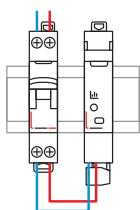
## WIRING

- A** The connected electricity meter and the current transformer are connected via the quick-lock connector on top of the product (A).
- B** The black removable connector on the underside of the connected electricity meter is used to plug in the power supply (B).



## POWER SUPPLY: 100-240 V ~


The connected electricity meter is installed after a protective circuit breaker.



- N (neutral) = blue
- L (phase) = everything except blue and green/yellow



The product profile and positioning of the terminals allow the connection supply busbars to run along the top of the product. This means the position of the connected electricity meter in the row can be chosen freely and products on the same rail can be connected via a supply busbar.




The EMDX<sup>3</sup> with Netatmo single-phase connected electricity meter is available also in three-phase version (Cat.No 4 121 75)



# Avoid untimely power failure in the event of excessive consumption


EMDX<sup>3</sup> WITH NETATMO CONNECTED LOAD SHEDDER

For installation in the electrical panel to proactively switch off some of the most high-energy consumption appliances when the total consumption occasionally reaches a predefined threshold. It also avoids users having to sign up for an excessively expensive contract with their electricity supplier.



## THE EMDX<sup>3</sup> WITH NETATMO CONNECTED LOAD SHEDDER CAN:

- Measure and display the total electricity consumption for the building in real time.
- Gradually switch off, individually and automatically, the most high-energy consumption appliances (electric vehicle charging socket, water heater, heating, etc), supplied via connected socket outlets or cable outlets, or connected contactors, etc. if excessive consumption is detected in accordance with the priorities predefined in Legrand's Home + Control app.
- Automatically switch these appliances back on once the risk of excessive consumption has passed.
- Look up the total electricity consumption history for the building.
- Send a notification if associated appliances are switched OFF or ON.
- Supplied with 1 closed measurement coil 80 A max.



Requires prior installation of a "with Netatmo" connected starter pack, version for rail Cat.Nos 4 121 81/91 or Céliane/Arteor/Valena/Dooxie/Mosaic with Netatmo version.

Available separately (Cat.No 4 121 72) or in the connected packs for home photovoltaic system (Cat.No 4 121 92/93).



Width:  
1 x 175 mm module



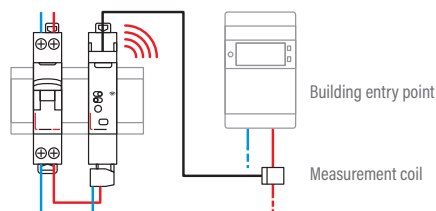
## WIRING

- A** The connected load shedder and the coil are connected via the quick-lock connector on top of the product (A).
- B** The black removable connector on the underside of the connected load shedder is used to plug in the power supply (B).



## POWER SUPPLY: 100-240 V ~

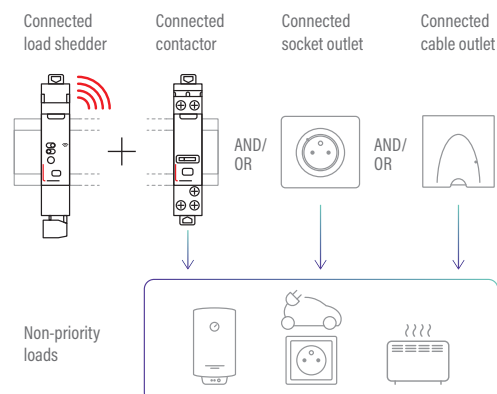
The connected load shedder is installed after a protective circuit breaker.




— N (neutral) = blue  
— L (phase) = everything except blue and green/yellow

## OPERATING PRINCIPLE

The load shedder function requires installation of at least one appliance from the "with Netatmo" ranges, with metering and control functions (connected contactor, connected socket outlet or cable outlet, etc) in addition to the load shedder.



The product profile and positioning of the terminals allow the connection supply busbars to run along the top of the product. This means the position of the connected load shedder in the row can be chosen freely and products on the same rail can be connected via a supply busbar.



# Control lights remotely without altering the installation

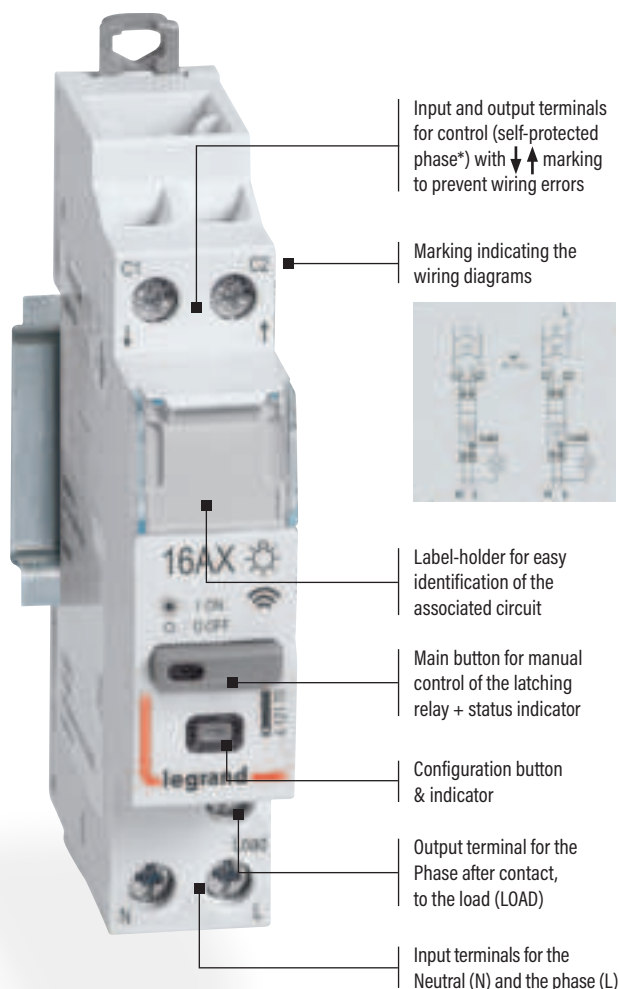
## CX<sup>3</sup> WITH NETATMO CONNECTED LATCHING RELAY

For installation in the electrical panel without the need for associated protection (no protective circuit breaker on the control circuit) when replacing an existing latching relay (refurbishment) or to create/complete a connected installation.



### THE CX<sup>3</sup> WITH NETATMO CONNECTED LATCHING RELAY ALLOWS THE USER TO:

- Control lights controlled by push-buttons locally or remotely (for example, lights in a corridor or stairwell).
- Combine it with wired push-buttons and/or wireless switches in Legrand "with Netatmo" connected ranges.
- Max. loads:
  - 3840 W incandescent and halogen lamps
  - 650 W LED and compact fluorescent lamps:
  - 3000 VA ferromagnetic and electronic transformers for lamps.
- Integrate lights in schedules or in personalised scenarios.
- Track consumption of the lighting circuit controlled in the Home + Control app.
- Control lights with their voice via a voice assistant.



Requires prior installation of a "with Netatmo" connected starter pack, version for rail Cat.Nos 4 121 81/91 or Céliane/Arteor/Valena/Dooxie/Mosaic with Netatmo version.



Silent latching relay  
(< 10 dB)



Width:  
1 x 17,5 mm module

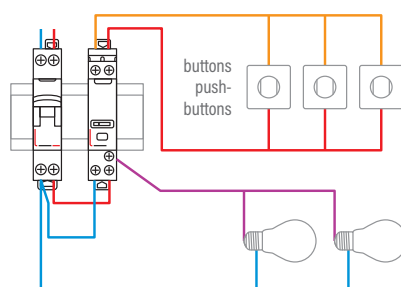
## POWER SUPPLY: 100-240 V ~

The control circuit (upstream terminals) is self-protected. There is no need to install a dedicated 2 A protection (fuse or circuit breaker).

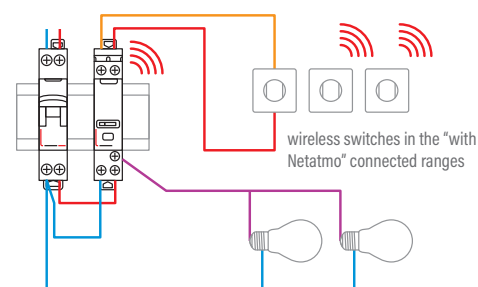
- N (neutral) = blue
- L (phase) = everything except blue and green/yellow
- Phase after contact = usually purple, orange, etc

## WIRING EXAMPLES

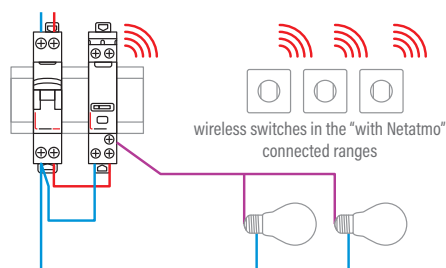
Installation with wired push-buttons (without illuminated indicator).



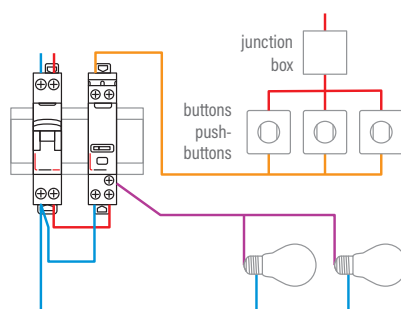
Mixed installation with wired push-buttons (without illuminated indicator) and "with Netatmo" wireless switches.



Wireless installation with several "with Netatmo" wireless switches.





Wired installation with wired push-buttons (without illuminated indicator) and junction box.



The product profile and positioning of the terminals allow the connection supply busbars to run along the top of the product.

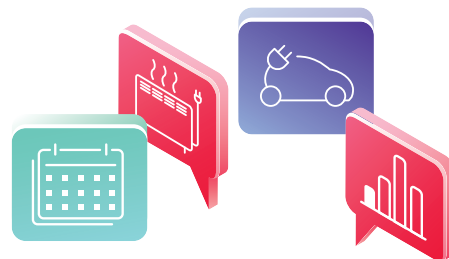
This means the position of the connected latching relay in the row can be chosen freely and products on the same rail can be connected via a supply busbar.



# Control or schedule remotely the operation of high-energy consumption appliances


## CX<sup>3</sup> WITH NETATMO CONNECTED CONTACTOR

For installation in the electrical panel without the need for associated protection (no protective circuit breaker on the control circuit) when replacing an existing contactor or to create/complete a connected installation.



### THE CX<sup>3</sup> WITH NETATMO CONNECTED CONTACTOR ALLOWS THE USER TO:

- Control the operation of high-energy consumption appliances locally or remotely (electric water heater, swimming pool pump, electric heating, charging socket for an electric vehicle, etc).  
For controlling electrical appliances up to 4800 W, or motors up to 2400 VA.
- Integrate controlled appliances in schedules (in place of a time switch) or in personalised scenarios.
- Track consumption of the circuit controlled in the Home + Control app.
- Choose between operation in peak/off-peak\*\* automatic mode or as a conventional ON/OFF power contactor (via the Home + Control app).
- Control loads with their voice via a voice assistant.



Requires prior installation of a "with Netatmo" connected starter pack, version for 1 rail Cat.Nos 4 121 81/91 or Céliane/Arteur/Valena/Dooxie/Mosaic with Netatmo version. Available separately (Cat.No 4 121 71), in the connected starter pack (Cat.No 4 121 91) or in the connected photovoltaic packs (Cat.No 4 121 92/93).



Silent contactor  
(< 10 dB)



Width:  
1 x 175 mm module

\* Legrand patented technology

\*\* "Peak/Off-Peak" tariff (specific to France). The contactor is controlled by means of the signal sent by the electricity supplier, to supply the load only during time slots with a cheaper tariff.

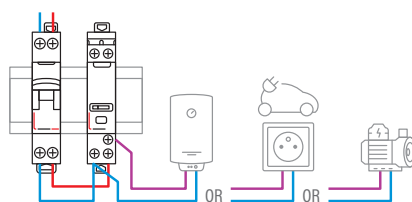
## POWER SUPPLY: 100-240 V ~

The control circuit (upstream terminals) is self-protected. There is no need to install a dedicated 2 A protection (fuse or circuit breaker).

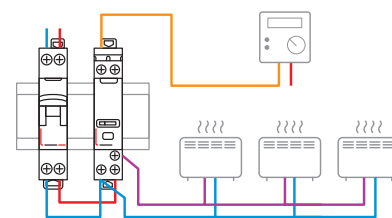
- N (neutral) = blue
- L (phase) = everything except blue and green/yellow
- Phase after contact = usually purple, orange, etc

## WIRING EXAMPLES

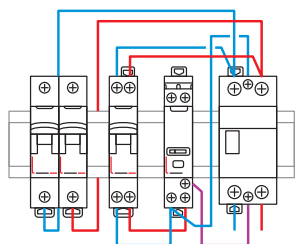
Control of different high-energy consumption loads.



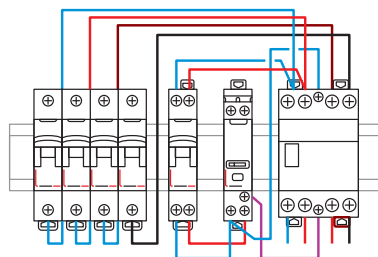
Control of an electric heating system via a central control unit.



Control of a single-phase or three-phase power contactor ( $I_n > 20$  A) with a CX<sup>3</sup> with Netatmo connected contactor.



Control of a single-phase power contactor with a CX<sup>3</sup> with Netatmo connected contactor.





Control of a three-phase power contactor with a CX<sup>3</sup> with Netatmo connected contactor.



The product profile and positioning of the terminals allow the connection supply busbars to run along the top of the product.

This means the position of the connected contactor in the row can be chosen freely and products on the same rail can be connected via a supply busbar.





# Control a connected appliance and measure its energy consumption

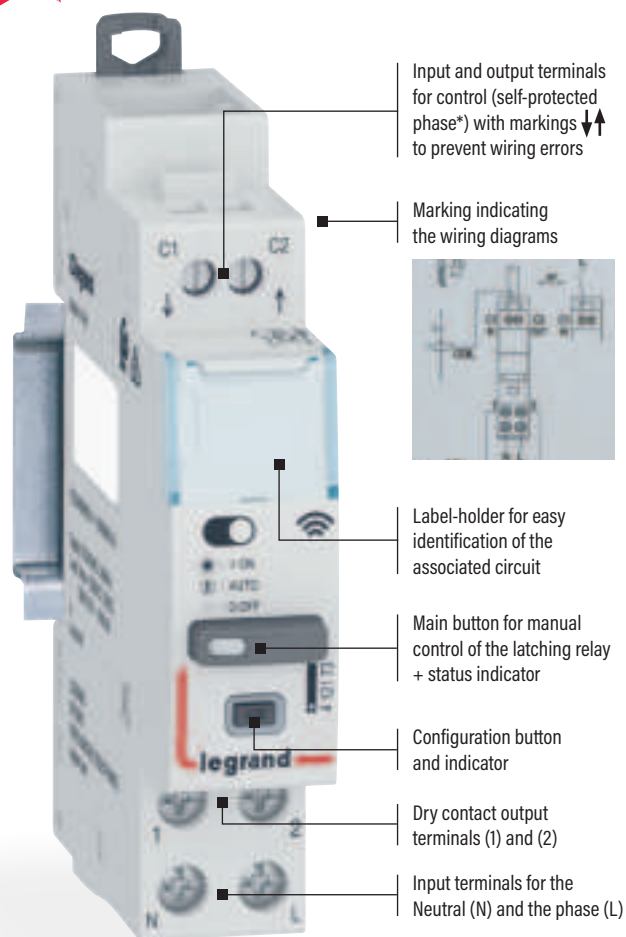
CX<sup>3</sup> WITH NETATMO CONNECTED DRY CONTACT

**Three functions in a single module:** status feedback, measurement and ON/OFF control of an appliance such as a Green'up electric vehicle charging station, heating controller, ventilation system or watering system.



## THE CX<sup>3</sup> WITH NETATMO CONNECTED DRY CONTACT ALLOWS THE USER TO:

- Control, in peak/off-peak\*\* or ON/OFF mode (real-time or programmed), electric vehicle charging stations, such as Green'up Premium, or any other device equipped with a 12 V = dry contact input (e.g. a heating controller, ventilation system or watering system) or any type of circuit equipped with a single-phase power contactor. Cannot be used for open/close control (of electric gates, roller shutters or blinds, etc.).
- Integrate the controlled appliance in a load shedding scenario (if connected load shedder Cat.No 4 121 72 is installed).
- Track consumption of the controlled appliance in the Home + Control app (in single-phase systems up to 80 A).
- View the daily/weekly/monthly/annual consumption history for the connected appliance.
- Ascertain the status of the connected appliance (ON/OFF) remotely via the Home + Control app.
- Control the connected appliance using your voice via a voice assistant and/or a push-button, or a "with Netatmo" wireless switch via the Home + Control app.



Silent contactor  
(< 10 dB)



Width:  
1 x 175 mm module



Requires prior installation of a "with Netatmo" connected starter pack, version for rail Cat.Nos 4 121 81/91 or Céliane/Arteor/Valena/Dooxie/Mosaic with Netatmo version.

\* Legrand patented technology

\*\* "Peak/Off-Peak" tariff (specific to France). The dry contact is controlled by means of the signal sent by the electricity supplier to supply the load only during time slots with a cheaper tariff.

## POWER SUPPLY: 100-240 V ~

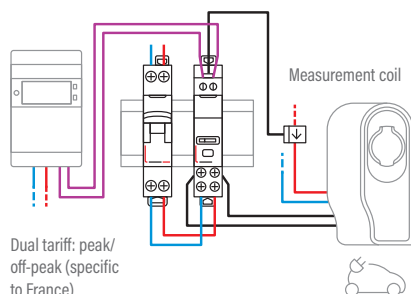
The control circuit (upstream terminals) is self-protected. There is no need to install a dedicated 2 A protection (fuse or circuit breaker).

- N (neutral) = blue
- L (phase) = everything except blue and green/yellow
- Phase after contact = usually purple, orange, etc.

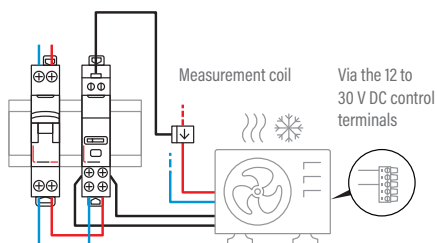


## WIRING EXAMPLES

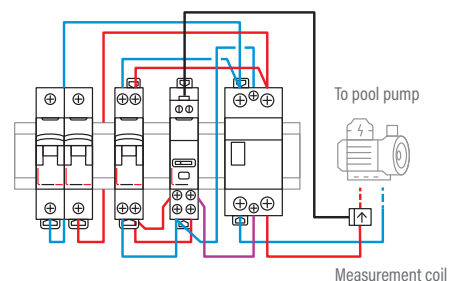
Control of an electric vehicle charging station (with off-peak tariff information option).




Control of any kind of 12 V to 30 V = appliance via dedicated terminals on the appliance (e.g. air conditioning unit, heating controller).



Control of a single-phase contactor (e.g. swimming pool pump). A circuit breaker or 2 A gG fuse must be used to protect the connected dry contact and the control circuit (terminals 1 and 2).



The product profile and positioning of the terminals allow the connection supply busbars to run along the top of the product.



# Measure and track your home solar energy production easily

## THE CONNECTED «MEASURE» PACK FOR SINGLE-PHASE PHOTOVOLTAIC SYSTEMS<sup>(1)</sup>

For installation in the electrical panel to measure total electricity consumption in real time as well as the power generated by your home's photovoltaic system.

### THE PACK INCLUDES:

- 1 EMDX<sup>3</sup> with Netatmo Gateway Module Cat.No 4 121 81 which acts as the interface between the router and the wired connected devices (2.4 GHz radio communication)
- 1 EMDX<sup>3</sup> with Netatmo single-phase connected electricity meter Cat.No 4 120 15 (supplied with one closed measurement coil 80 A max.)
- 1 EMDX<sup>3</sup> with Netatmo connected load shedder Cat.No 4 121 72 (supplied with one closed measurement coil 80 A max.)

### THE PACK ALLOWS YOU TO DO THE FOLLOWING VIA THE LEGRAND HOME + CONTROL APP:

- Track the total amount of electricity produced by your solar panels (via the EMDX<sup>3</sup> with Netatmo connected meter)
- Track your home's total electricity consumption (via the EMDX<sup>3</sup> with Netatmo connected load shedder's measurement function)
- Send a notification if there is a production surplus
- Access associated energy coaching: self-consumption information and notifications

Option to install additional connected electricity meters to obtain detailed measurement of the consumption of several circuits.



In addition to measuring your home's total electricity consumption, the EMDX<sup>3</sup> with Netatmo connected load shedder also offers you the option to switch off some of the highest energy-consuming appliances when total consumption reaches a predefined threshold\*. This allows you to manage your electricity contract more effectively without exceeding your tariff subscription.

\* Provided "with Netatmo" connected control devices are already installed.



CONNECTION



ELECTRICITY  
PRODUCTION



ELECTRICITY  
CONSUMPTION



<sup>(1)</sup> Only compatible with single-phase systems, without storage batteries and not including a connected ecometer.



Width: 4.5 x 17.5 mm modules

## OPERATING PRINCIPLE

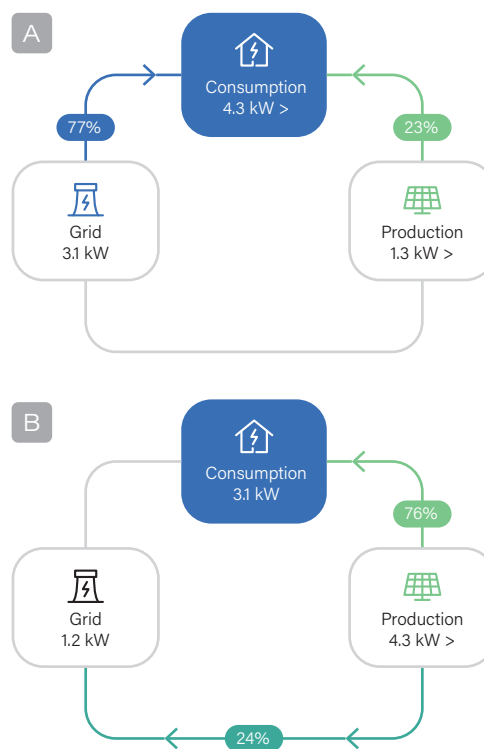
### for solar power self-consumption with the connected "measure" pack

The electricity generated by the solar panels is used directly in the home to power the various appliances.

There are two possible scenarios:

- A** Energy consumption in the home is greater than the electricity generated by the solar panels. The grid takes over to supply your home with electricity.
- B** Energy consumption in the home is less than the electricity generated by the solar panels. The surplus supply is fed back into the grid.

In both cases, your electricity bill will be lower.

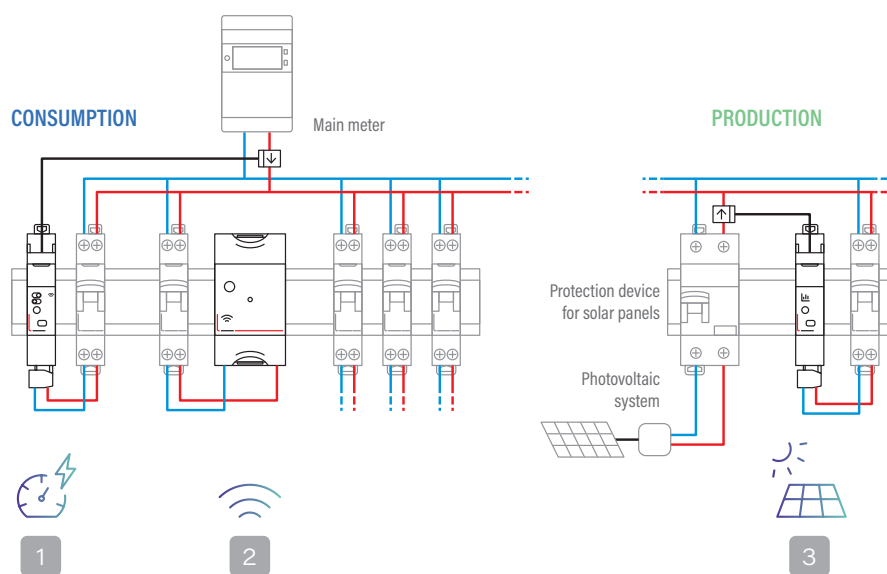


Self-consumption with resale of surplus

## SCHEMATIC DIAGRAM

- 1** Measuring electricity consumption: EMDX<sup>3</sup> with Netatmo connected load shedder Cat.No 4 121 72
- 2** Connection: EMDX<sup>3</sup> with Netatmo Gateway Module Cat.No 4 121 81
- 3** Measuring electricity production: EMDX<sup>3</sup> with Netatmo connected meter Cat.No 4 120 15

— N (neutral) = blue  
— L (phase) = everything except blue and green/yellow



# Measure and react to your home's solar energy production

## THE CONNECTED "MEASURE & CONTROL" PACK FOR SINGLE-PHASE PHOTOVOLTAIC SYSTEMS<sup>(1)</sup>

For installation in the electrical panel to measure total electricity consumption in real time as well as the power generated by your home's photovoltaic system. It also controls the appliances that use the most energy to optimise consumption and reduce your electricity bills.

### THE PACK INCLUDES:

- 1 EMDX<sup>3</sup> with Netatmo Gateway Module Cat.No 4 121 81 which acts as the interface between the router and the wired connected devices (2.4 GHz radio communication)
- 1 EMDX<sup>3</sup> with Netatmo single-phase connected electricity meter Cat.No 4 120 15 (supplied with one closed measurement coil 80 A max.)
- 1 EMDX<sup>3</sup> with Netatmo connected load shedder Cat.No 4 121 72 (supplied with one closed measurement coil 80 A max.)
- 1 CX<sup>3</sup> with Netatmo connected contactor Cat.No 4 121 71

### THE PACK ALLOWS YOU TO DO THE FOLLOWING VIA THE LEGRAND HOME + CONTROL APP:

- Track the total amount of electricity produced by your solar panels (via the EMDX<sup>3</sup> with Netatmo connected meter)
- Track your home's total electricity consumption (via the EMDX<sup>3</sup> with Netatmo connected load shedder's measurement function)
- Send a notification if there is a production surplus
- Access associated energy coaching: self-consumption information and notifications

- Create scenarios (automations) to control the appliances that consume the most electricity (e.g. water heater, EV charging station, swimming pool pump, etc.) by switching them on during production peaks (defined in the Home + Control app)

Option to install additional connected electricity meters to obtain detailed measurement of the consumption of several circuits.



Lower electricity bill due to direct use of the electricity produced by high-energy consumption appliances in real time.

  
CONNECTION

  
ELECTRICITY PRODUCTION

  
ELECTRICITY CONSUMPTION

  
CONTROL OF AN APPLIANCE



<sup>(1)</sup> Only compatible with single-phase systems, without storage batteries and not including a connected ecometer.

x 2



Width: 5 x 175 mm modules



## OPERATING PRINCIPLE

### for solar power self-consumption with the connected "measure and control" pack

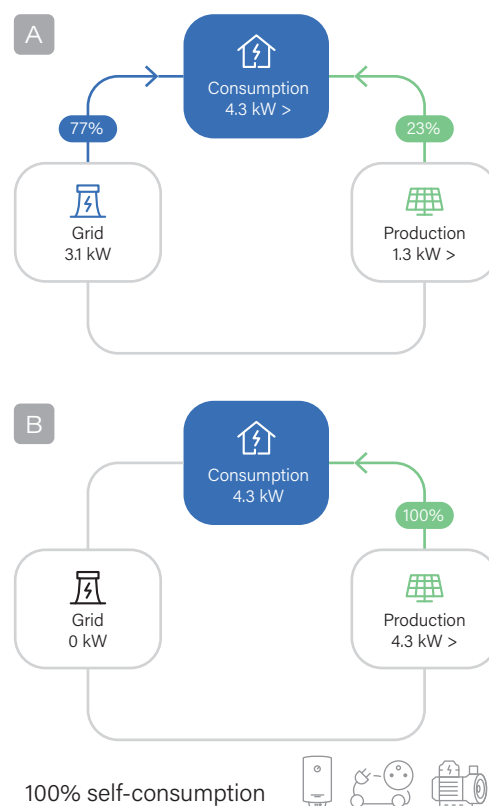
The electricity generated by solar panels is used directly in the home to power the different appliances, starting with those closest to the solar panel.

#### There are two possible scenarios:

- A** Energy consumption in the home is greater than the electricity generated by the solar panels. The grid takes over to supply your home with electricity.
- B** The electricity generated by the solar panels is greater than the energy consumption in the home at time T. Based on a predefined threshold and thanks to the connected load shedder and contactor included in the pack, any surplus electricity generated is automatically used to power high-energy consumption appliances, such as an electric water heater, pool pump or electric vehicle charging station.

It is also possible to use the "automations" function with other "with Netatmo" controls that are either already installed or which can be added (e.g. contactors, dry contacts, socket outlets, etc.).

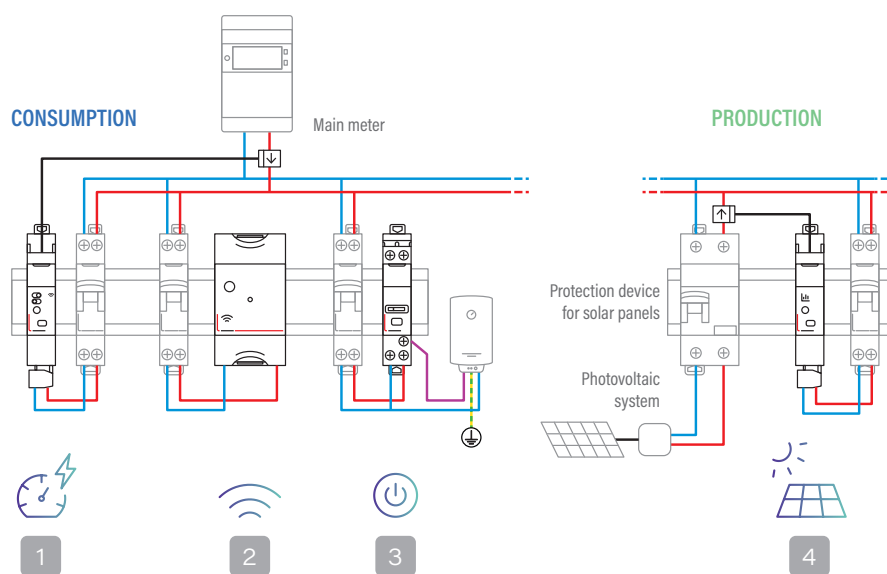
The higher your self-consumption rate, the less dependence you will have on your electricity supplier and the lower your bills will be.



## SCHEMATIC DIAGRAM

- 1 Measuring electricity consumption:**  
EMDX<sup>3</sup> with Netatmo connected load shedder Cat.No 4 121 72
- 2 Connection:** EMDX<sup>3</sup> with Netatmo Gateway Module Cat.No 4 121 81
- 3 Control of an appliance:**  
CX<sup>3</sup> with Netatmo connected contactor Cat.No 4 121 71
- 4 Measuring electricity production:**  
EMDX<sup>3</sup> with Netatmo connected meter Cat.No 4 120 15

— N (neutral) = blue  
— L (phase) = everything except blue and green/yellow



# Home + Control just one app to control everything

The installation is controlled and consumption tracked via the unique app: Home + Control.



The app can be used to control remotely using a smartphone and/or voice (via a voice assistant), the lights, roller shutters, heating and electrical appliances. It also gives users the option to personalise life scenes, schedule the operation of appliances, track consumption in detail and set alerts on a smartphone.



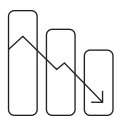
REMOTE  
CONTROL



VOICE  
CONTROL



EASE OF  
SCHEDULING




SMART ENERGY  
MANAGEMENT



The Home + Control app is completely free and available from the App Store and Google Play.




Thanks to all the Legrand and Netatmo connected products, the house becomes a more comfortable place, a real "home from home". It adapts to the occupants' habits. For the lights, heating, the smoke detector, the door entry system or cameras, users can take control of their home simply and intuitively.




Light switches



Connected socket outlets



Curtain/roller blind switches



Heating control



Green'up Home electric vehicle charging stations

LEARN ABOUT THE OTHER  
CONNECTED SOLUTIONS  
PROPOSED BY LEGRAND  
GROUP BRANDS.

# Home + Control just one app to control everything (continued)

The Legrand Home + Control app simplifies control of photovoltaic systems by offering an intuitive, effective solution to maximise solar energy production and make better use of this energy. It also provides detailed reports on how your PV panels are performing. These reports provide valuable information on energy production, the savings made and the system's environmental impact.

## SOME EXAMPLES:

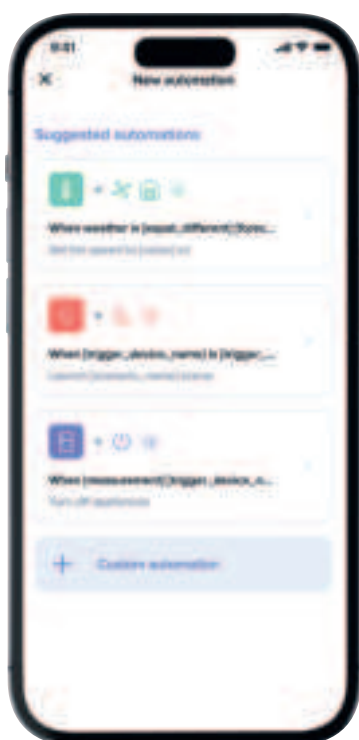


## Total home electricity production



View your home's total electricity production summary, in real time and historically (by day/week/month/year) in kWh and monetary value with the breakdown between self-consumption and electricity fed back into the grid.

## Optimising consumption



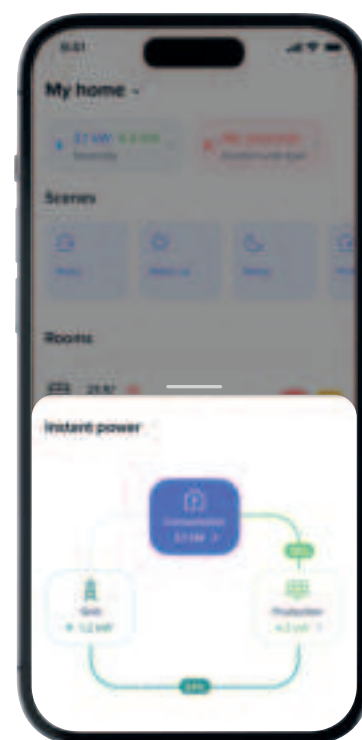
Custom automations can be used to optimise the use of the solar power produced, by feeding it directly into your home's high-energy consumption appliances. Every kW produced is therefore used in the most efficient way.

## Monthly report



Display monthly reports for electricity production, changes and forecasts, total self-consumption and per appliance, and find out how the report is calculated.

## Instantaneous power



Display your home's instantaneous power with a breakdown of total consumption, solar energy production and power used or fed back into the grid.



## Smart electrical panel

connected starter packs



Home + Control



4 121 81



4 121 91



For technical characteristics, **see e-catalogue**

Allows the user to control an installation remotely using a smartphone via the Legrand Home + Control app and/or by voice via a voice assistant. For any connected installation, you need to order either an EMDX<sup>3</sup> with Netatmo Gateway Module or a starter pack for connected installations that includes a gateway (CX<sup>3</sup> with Netatmo connected starter pack or available in the connected wiring accessory ranges Arteor/ Céliane/Dooxie/Mosaic/Valena with Netatmo). The installation can be supplemented by other products for smart electrical panel or available in the "with Netatmo" connected wiring accessory ranges. Products available from an Authorised Dealer. 2.4 GHz Wi-Fi connection required

### EMDX<sup>3</sup> with Netatmo Gateway Module

Pack	Cat.Nos	
1	4 121 81	Can be used to create a connected installation Connects the connected modules (electricity meter, latching relay, contactor) to the home Wi-Fi network For installation in the electrical panel Allows insertion of a supply busbar 100 - 240 V~ - 50/60 Hz Consumption: 2 W maximum Connection via screw terminals Width: 2.5 x 17.5 mm modules

### CX<sup>3</sup> with Netatmo connected starter pack

1	4 121 91	Can be used to start a connected installation For installation in the electrical panel Connects the connected modules to the home Wi-Fi network Allows insertion of a supply busbar Contents: - 1 Gateway Module Cat.No 4 121 81, 100 - 240 V~ - 50/60 Hz Consumption: 2 W maximum Width: 2.5 x 17.5 mm modules - 1 connected contactor Cat.No 4 121 71, multifunction, silent (< 10 dB), 20 A, 100 - 240 V~ - 50/60 Hz Connection via screw terminals Width: 1 x 17.5 mm module
---	----------	---

## Smart electrical panel

EMDX<sup>3</sup> with Netatmo connected electricity meters



Home + Control



4 120 15



4 121 75



For technical characteristics, **see e-catalogue**

For any installation controlled remotely using a smartphone via the Legrand Home + Control app and/or by voice via a voice assistant. Products available from an Authorised Dealer

### EMDX<sup>3</sup> with Netatmo single-phase connected electricity meter

Pack	Cat.Nos	
1	4 120 15	Requires prior installation of a "with Netatmo" connected starter pack, version for  rail Cat.Nos 4 121 81/91 or Céliane/Dooxie/Mosaic/Valena/Arteor with Netatmo version. Allows the user to: - measure the total instantaneous power consumption of the home or a dedicated circuit as well as the electricity produced by a photovoltaic system - track the total daily/weekly/monthly/annual consumption history of the home or circuit with which it is associated (in kWh and as a monetary value) - send a notification if an adjustable threshold is reached 100 - 240 V~ - 50/60 Hz Conforming to standard IEC/EN 61010-1 Supplied with 1 closed measurement coil, 80 A max. Width: 1 x 17.5 mm module

### EMDX<sup>3</sup> with Netatmo three-phase connected electricity meter

1	4 121 75	Requires prior installation of a "with Netatmo" connected starter pack, version for  rail Cat.Nos 4 121 81/91 or Céliane/Dooxie/Mosaic/Valena/Arteor with Netatmo version. Allows the user to: - measure the total instantaneous power of the home or a dedicated circuit in a three-phase system - display the consumption breakdown for each of the three phases - track the total daily/weekly/monthly/annual consumption history of the home or circuit with which it is associated (in kWh and as a monetary value) - send a notification if an adjustable threshold is reached 100 - 500 V~ - 50/60 Hz Conforming to standard IEC/EN 61010-1 Supplied with 3 closed measurement coils, 125 A max. Width: 1 x 17.5 mm module
---	----------	---

## Smart electrical panel

### CX<sup>3</sup> with Netatmo connected contactor



Home + Control



4 121 71



For technical characteristics, **see e-catalogue**

For any installation controlled remotely using a smartphone via the Legrand Home + Control app and/or by voice via a voice assistant. Products available from an Authorised Dealer

Pack	Cat.Nos	<b>CX<sup>3</sup> with Netatmo connected contactor</b>
1	4 121 71	<p>Requires prior installation of a "with Netatmo" connected starter pack, version for  rail Cat.Nos 4 121 81/91 or Arteor/Céliane/Dooxie/Mosaic/Valena with Netatmo version.</p> <p>Multifunction silent contactor (&lt; 10 dB) 20 A, 100 - 240 V~ - 50/60 Hz Conforming to standard IEC/EN 60669-2-1 Can be used to control (ON/OFF) any type of load (water heater, heating controller, swimming pool pump, electric vehicle charging station, etc.) remotely</p> <p>Peak/off-peak function Allows the user via the Legrand Home + Control app to:</p> <ul style="list-style-type: none"> <li>- enter the contactor operating mode (peak/off-peak or ON/OFF) according to the type of load (water heater or other load)</li> <li>- measure and track consumption (kWh) of the controlled circuit</li> <li>- control another single-phase or three-phase contactor &gt; 20 A</li> <li>- directly control electrical appliances up to 4800 W, motors up to 2400 VA or electric vehicle charging stations up to 16 A</li> </ul> <p>Self-protected upstream control terminals: no need for protection by 2 A circuit breaker or fuse (remove this circuit breaker if already present when replacing a standard latching relay)</p> <p>Allows insertion of a supply busbar</p> <p>Screw terminals</p> <p>Width: 1 x 17.5 mm module</p>

## Smart electrical panel

### EMDX<sup>3</sup> with Netatmo connected load shedder



Home + Control



4 121 72



For technical characteristics, **see e-catalogue**

For any installation controlled remotely using a smartphone via the Legrand Home + Control app and/or by voice via a voice assistant. Products available from an Authorised Dealer

Pack	Cat.Nos	<b>EMDX<sup>3</sup> with Netatmo connected load shedder</b>
1	4 121 72	<p>Requires prior installation of a "with Netatmo" connected starter pack, version for  rail Cat.Nos 4 121 81/91 or Arteor/Céliane/Dooxie/Mosaic/Valena with Netatmo version.</p> <p>Allows the user to:</p> <ul style="list-style-type: none"> <li>- measure the total electricity consumption of the home in real time</li> <li>- track daily/weekly/monthly/annual consumption history via the Legrand Home + Control app</li> <li>- carry out intelligent load shedding if excessive consumption is detected, by switching off, individually and automatically, appliances powered via connected cable outlets, connected contactors or connected socket outlets in the "with Netatmo" ranges</li> <li>- automatically switch these appliances back on once the consumption peak has passed</li> <li>- configure the load-shedding threshold (choice of subscribed demand or a maximum consumption threshold) and customise the load-shedding priority of each appliance from the Legrand Home + Control app</li> </ul> <p>Supplied with 1 measurement coil, 80 A max.</p> <p>Allows insertion of a supply busbar</p> <p>Screw terminals</p> <p>Width: 1 x 17.5 mm module</p>

## Smart electrical panel

CX<sup>3</sup> with Netatmo connected dry contact



Home + Control



4 121 73



For technical characteristics, **see e-catalogue**

For any installation controlled remotely using a smartphone via the Legrand Home + Control app and/or by voice via a voice assistant. Products available from an Authorised Dealer

Pack	Cat.Nos	CX <sup>3</sup> with Netatmo connected dry contact
1	4 121 73	Requires prior installation of a "with Netatmo" connected starter pack, version for  rail Cat.Nos 4 121 81/91 or available in the connected wiring accessory ranges: Arteor/Mosaic/Mallia Senses with Netatmo Connected dry contact 100 - 240 V~ - 50/60 Hz Normally open contact Conforming to standard: IEC/EN 60669-2-1 Compatible with EMDX <sup>3</sup> with Netatmo load shedder Cat.No 4 121 72 Allows the user via the Legrand Home + Control App. to: - control of electric vehicle charging stations, such as Green'up One or Green'Up Premium, or any other device equipped with a 12 V = / 30 V = direct current dry contact control circuit (eg: heating manager, ventilation system, sprinkler system, etc.), or of any type of circuit already equipped with a single-phase power contactor - measure the energy consumption (kWh) of the controlled circuit in single-phase installations up to 80 A Not compatible with motorised appliances such as roller blinds or electric gates. Supplied with 1 closed current transformer, 80 A max Allows insertion of a supply busbar Screw terminals Width: 1 x 17.5 mm module

## Smart electrical panel

CX<sup>3</sup> with Netatmo connected latching relay



Home + Control



4 121 70



For technical characteristics, **see e-catalogue**

For any installation controlled remotely using a smartphone via the Legrand Home + Control app and/or by voice via a voice assistant. Products available from an Authorised Dealer

Pack	Cat.Nos	CX <sup>3</sup> with Netatmo connected latching relay
1	4 121 70	Requires prior installation of a "with Netatmo" connected starter pack, version for  rail Cat.Nos 4 121 81/91 or Arteor/Céliane/Dooxie/Mosaic/Valena with Netatmo version. Silent latching relay (< 10 dB) Single-pole, 16 A, 100 - 240 V~ - 50/60 Hz Conforming to standard IEC/EN 60669-2-1 Allows the user via the Legrand Home + Control app to: - control devices remotely (one-off control or integrated in a scenario with one or more lighting points) - measure and track consumption (kWh) of the controlled circuit - program devices according to a daily and/or weekly schedule Can be controlled by standard wired push-buttons and/or be combined with Arteor/Céliane/Dooxie/Mosaic/Valena with Netatmo connected wireless switches Self-protected upstream control terminals: no need for protection by a 2 A circuit breaker or a fuse (remove this circuit breaker if already present when replacing a standard contactor) Allows insertion of a supply busbar Screw terminals Width: 1 x 17.5 mm module

## Smart electrical panel - connected "measure" pack for home photovoltaic system



Home + Control



4 121 92



For technical characteristics, **see e-catalogue**

For any installation controlled remotely using a smartphone via the Legrand Home + Control app and/or by voice via a voice assistant. Products available from an Authorised Dealer

Pack	Cat.Nos	Connected "measure" pack for single-phase photovoltaic system
1	4 121 92	<p>Contents:</p> <ul style="list-style-type: none"> <li>- 1 Gateway Module Cat.No 4 121 81</li> <li>Consumption: 2 W maximum</li> <li>Width: 2.5 x 17.5 mm modules</li> <li>- 1 EMDX<sup>3</sup> with Netatmo single-phase connected electricity meter Cat.No 4 120 15 (supplied with 1 closed measurement coil, 80 A max.)</li> <li>Width: 1 x 17.5 mm module</li> <li>- 1 EMDX<sup>3</sup> with Netatmo connected load shedder Cat.No 4 121 72 (supplied with 1 closed measurement coil, 80 A max.)</li> <li>Width: 1 x 17.5 mm module</li> </ul> <p>Allows the user via the Legrand Home + Control app to:</p> <ul style="list-style-type: none"> <li>- track solar power production and consumption in real time</li> <li>- receive alerts if there is a production surplus</li> <li>- access associated energy coaching: self-consumption information and notifications</li> </ul> <p>Screw terminals</p>

## Smart electrical panel - connected "measure and control" pack for home photovoltaic system



Home + Control



4 121 93



For technical characteristics, **see e-catalogue**

For any installation controlled remotely using a smartphone via the Legrand Home + Control app and/or by voice via a voice assistant. Products available from an Authorised Dealer

Pack	Cat.Nos	Connected "measure and control" pack for single-phase photovoltaic system
1	4 121 93	<p>Contents:</p> <ul style="list-style-type: none"> <li>- 1 Gateway Module Cat.No 4 121 81</li> <li>Consumption: 2 W maximum</li> <li>Width: 2.5 x 17.5 mm modules</li> <li>- 1 EMDX<sup>3</sup> with Netatmo single-phase connected electricity meter Cat.No 4 120 15 (supplied with 1 closed measurement coil, 80 A max.)</li> <li>Width: 1 x 17.5 mm module</li> <li>- 1 EMDX<sup>3</sup> with Netatmo connected load shedder Cat.No 4 121 72 (supplied with 1 closed measurement coil, 80 A max.)</li> <li>Width: 1 x 17.5 mm module</li> <li>- 1 CX<sup>3</sup> with Netatmo connected contactor Cat. No. 4 121 71</li> <li>Width: 1 x 17.5 mm module</li> </ul> <p>Allows the user via the Legrand Home + Control app to:</p> <ul style="list-style-type: none"> <li>- track solar power production and consumption in real time</li> <li>- receive alerts if there is a production surplus</li> <li>- access associated energy coaching: self-consumption information and notifications</li> <li>- create scenarios (automations) to control the appliances that consume the most electricity (e.g. water heater, EV charging station, swimming pool pump, etc.) by switching them on during production peaks (defined in the Home + Control app) to use the energy produced in real time and reduce electricity bills</li> </ul> <p>Screw terminals</p>



[legrandgroup.com](mailto:legrandgroup.com)



[youtube.com/user/legrand](https://youtube.com/user/legrand)



[linkedin.com/company/legrand](https://linkedin.com/company/legrand)



[x.com/Legrand](https://x.com/Legrand)

**World Headquarters  
and International Department**  
87045 Limoges Cedex - France  
Tel: +33(0)5 55 06 87 87

