

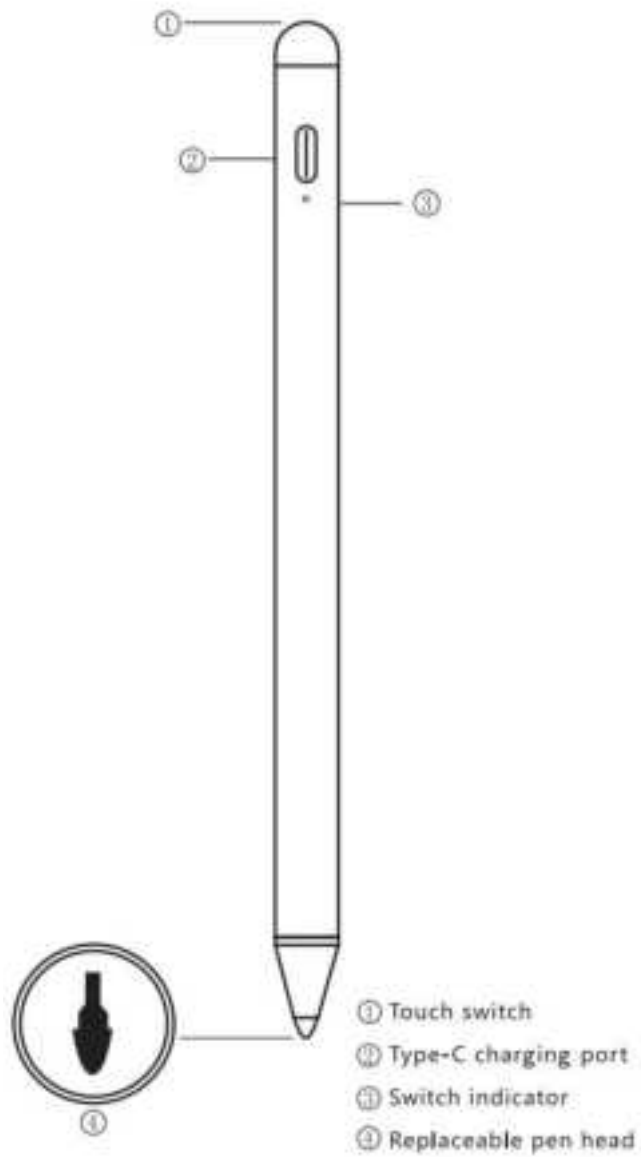
User Manual

JAMJAKE Stylus Pen



Please read this instructions completely and keep it properly

Product Specifications



Material: Aluminum alloy

Palm rejection function:Yes

Input:5V-0.1A

Pressure function:No

Bluetooth:No

Pen head:Replaceable pen head

Magnetic Design:No

Applicable model

iPad 2019(7th gen) A2197 / A2198 / A2200

iPad 2018(6th gen) A1893 / A1954

iPad Air (3rd gen) A2152 / A2153 / A2154 / A2123

iPad mini (5th gen) A2124 / A2125 / A2126 / A2133

iPad Pro 11 inches (2018 - 2020)

A1980 / A2013 / A1934 / A1979/ A2228 / A2068 / A2230 / A2231

iPad Pro 12.9 inches (2018 - 2020)

A1876 / A2014 / A1895 / A1983 / A2229 / A2069 / A2232 /A2233

Not work with

iPad Pro 12.9 inch (1st gen & 2nd gen) A1584 / A1652 / A1670 / A1671 / A1821

iPad Pro (10.5 inch) A1701 / A1709 / A1852

iPad Pro (9.7 inch) A1673 / A1674 / A1675

iPad Air (1st gen & 2nd gen) A1474 / A1475 / A1476 / A1566/ A1567

iPad mini (1st / 2nd / 3th / 4th gen)

A1432 /A1454 / A1455 / A1489 / A1490 / A1491 / A1599 / A1600 / A1538 / A1550

iPad 2010 (1st gen) A1219 / A1337

iPad 2011 (2nd gen) A1395 / A1396 / A1397

iPad 2012 (3th gen & 4th gen) A1416/ A1430 / A1403 / A1458 / A1459 / A1460

iPad 2017 (5th gen) A1822 / A1823

【Note】 Not work for earlier versions of iPad, iPhone, Android, Microsoft devices. Please confirm the above models before purchase. Other models are invalid.

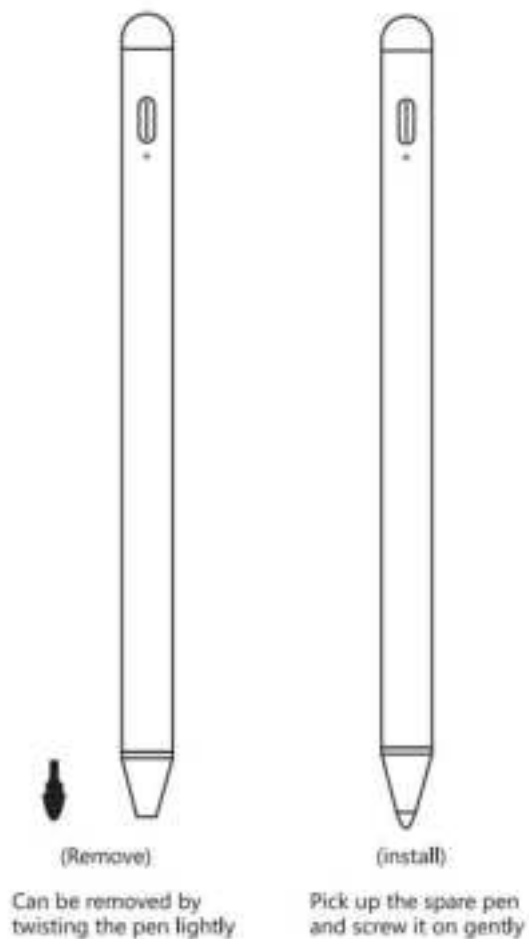
How to check the model

(1)Setting> General>About>Model Number

(2) Please confirm on the back of iPad device.



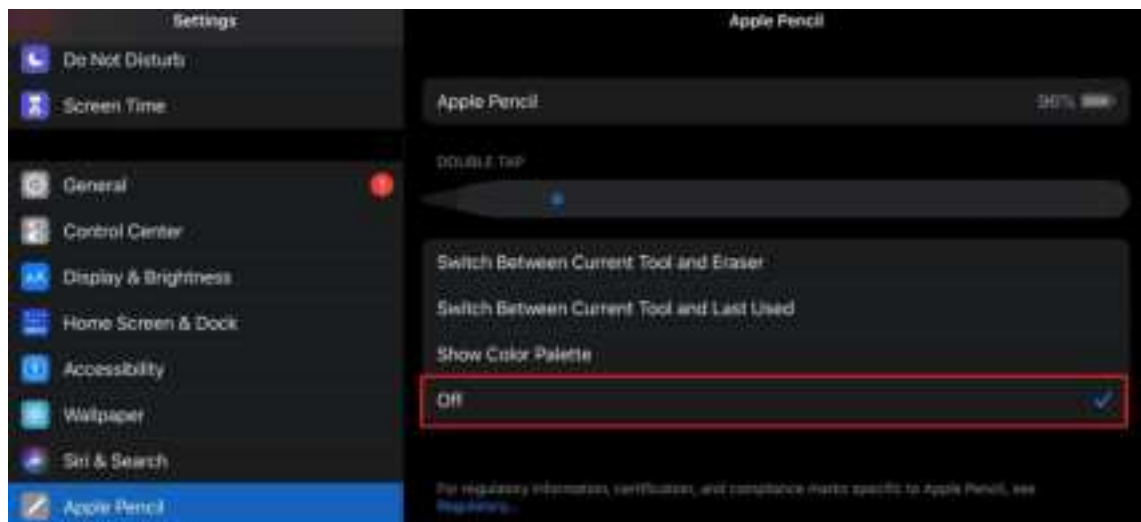
How to replace the pen tips



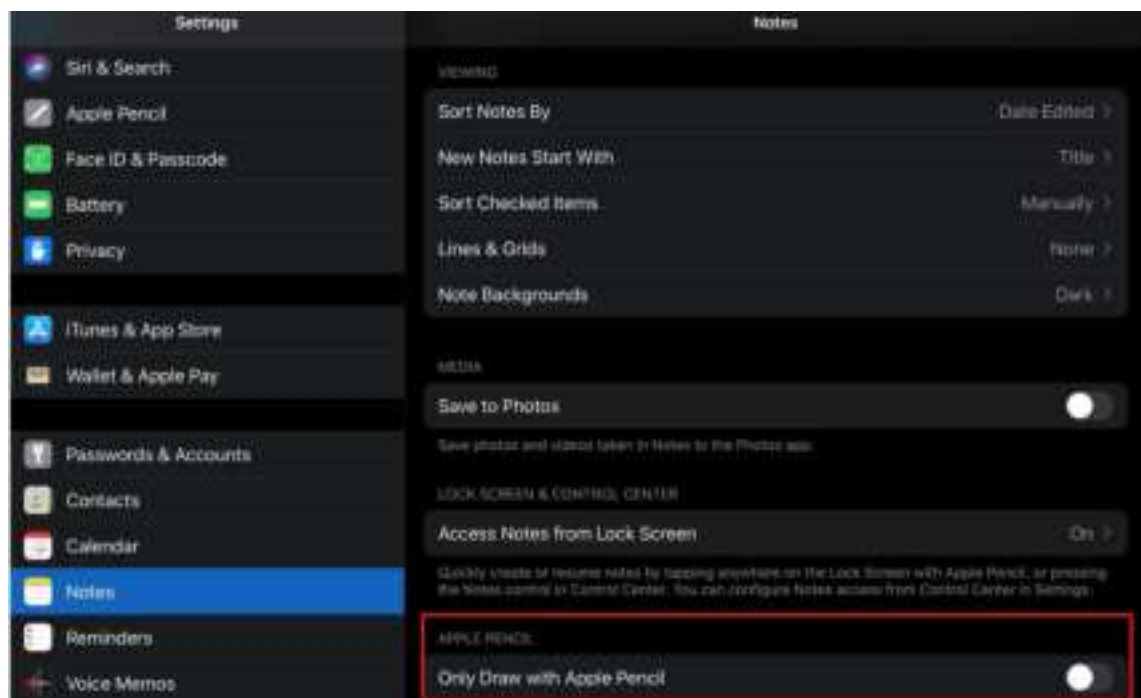
How to use

1. Please follow these steps to make sure the Active Stylus is allowed to work in your iPad or iPad Pro:

- Go to Settings > Apple Pencil > Turn off the Apple Pencil.



- Settings > Notes > Turn off "Only Draw with Apple Pencil."



2. Please turn off the Bluetooth connection before using our stylus pen if you have connected the "apple pencil". No need to install Bluetooth or Apps.
3. Please ensure the stylus is enough battery power when using.
4. All iPad IOS system must be updated to iOS 12.2 or above.
5. It has better using experience if used with the tempered glass screen protector.
6. Touch the top of stylus pen and begin to use.
7. No pressure sensitivity, all lines are at same thickness.
8. We don't recommend you use the pen while your iPad is charging, which may cause break & disconnect issues.

How to charge



(FIG 1)



(FIG 2)



(FIG 3)

Seller Warranty Policy

If you have any questions during use, please feel free to contact us!

1. 30-day money-back guarantee for any reason

You may return your product within 30 days of purchase to receive a FULL REFUND for any reason.

2. 18 months manufacturer's technical support

If your shipment has been damaged or you're having issues with the product, please send us an email with your order number. Our customer team will help you out ASAP.

3. 24-hour on-line Customer Service

There are 4 easy ways to CONTACT us:

(1) Email: support@jamjake.com

(2) the official website: www.jamjake.com

(3) Go to Amazon Order page

“Your orders” - “sold by” - “Contact Seller”.

(4) Reaching out through Amazon messenger here:

Log onto your Amazon account

Go to your order page

Click "Sold by JAMJAKE" button

Click "ASK A QUESTION"