

PSC-DM-WS-400-BLE-SR Series | Wireless 4-Button Dimmer Wall Switch (Scene Control)

Basic Features

- Bluetooth® SIG mesh
- Manual on/off (wireless)
- Dim up/down (wireless)
- LED status indicator light
- 4-Button may be personalized
- Mounts in any standard wall box
- Color: white
- Technology Partner SILVAIR



Suitable for Indoor Use Only



Applications

PSC-DM-WS-400-BLE-SR Bluetooth mesh dimmers provide automatic lighting control for a variety of indoor applications. They can replace any standard single-pole wall switch. 4-Button can be used for On/Off, dimming, scenes and color tuning controls. The configurations of each button can be personalized at the field.

Typical applications include public restrooms, private offices, classrooms, conference rooms, storage spaces, and break rooms.

Control Purpose: Operating Control
Construction: Independently mounted for flush panel mounting
Pollution Degree: PD2, Indoor
Impulse Voltage: 4000 V
Action Type: 1

Operation

TruBlu™ Mesh Controls: Qualified for Bluetooth Mesh 1.0.1 (SIG), the dimmer connects to a Bluetooth mesh network to control all of the lights in a specific zone. The unit also functions as a dimmer to override the pre-configured motion sensor settings

End Users can program length of time delays, fade time, scene control and other settings using iOS apps.

The dimmer will be configured for standard default settings. The user can override these settings using the Bluetooth app to custom tailor their application.

See TruBlu™ Commissioning User Manual for more info.

Summary

Product Type:
Dimmer Wall Switch

Input Voltage | Power Consumption:
120-277 VAC, 50/60Hz | Max 1.5W

Mounting:
Standard wall box

Max Bluetooth Range¹:
30ft (9.14m)

Operating Temperature:
0° to 55°C

Storage Temperature:
-10° to 60°C

Relative Humidity:
90-95% non-condensing at 30°C

Color: White

Warranty: 5 years

Note:
1. Bluetooth Range is highly dependent on the integration of fixtures, surrounding environment and conditions. It is recommended to conduct testing for range accuracy.

How to Order

| Model No. | Description | Input Voltage |
|----------------------|--|-------------------|
| PSC-DM-WS-400-BLE-SR | Wireless 4-Button Dimmer Wall Switch, Scene Control, Bluetooth Mesh in TruBlu™ | 120-277 VAC, 60Hz |

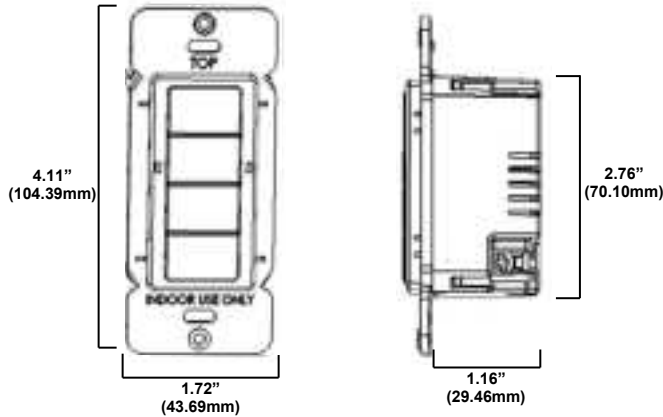


Miami, FL USA - info@jademar.com
T: 305.640.0465 - F: 305.640.0468
WWW.JADEMAR.COM



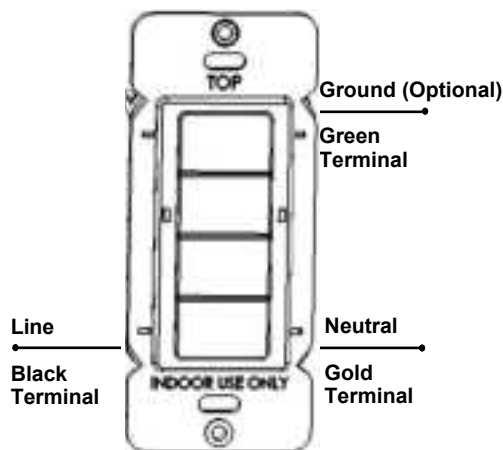
Information contained herein is subject to change without notice.
Values are nominal. All values conform to DLC tolerances.
Revised 04/2022

Physical Dimensions

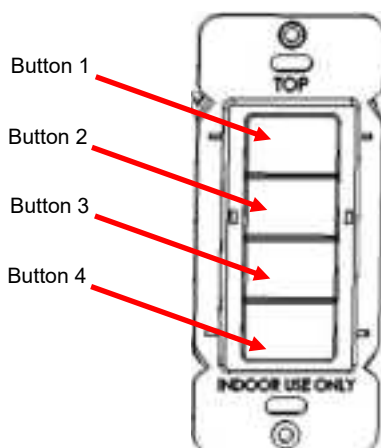


Drawings are Not to Scale

Wiring Diagram



Wireless Manual Control



Button 1 and button 2 for Auto/On and dimming:

Short press Button 1 - AUTO/ON

Short press Button 2 - Off

Long press Button 1 - Dim Up

Long press Button 2 - Dim Down

Button 3 and Button 4 to trigger scenes and control color temperature (if available), scenes must be configured:

Short press Button 3 - Scene A (if configured)

Short press Button 4 - Scene B (if configured)

Long press Button 3 - Colder (if available)

Long press Button 4 - Warmer (if available)

Factory reset:

Hold both Button 1 and Button 4 for 10 sec

