

MESH-2100-MoCA-NA

Quick Installation Instructions

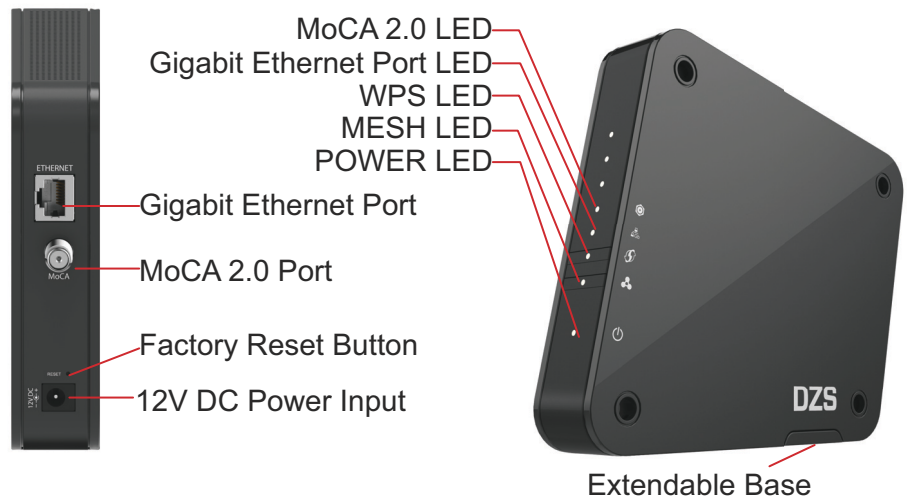


Document Number: 830-04369-01

June 2020

Package Contents:

- 1 x MESH-2100-MoCA-NA
- 1 x Quick Install Guide
- 1 x Power supply



Installation

For installations with more than one MESH-2100-MoCA-NA, select one unit to be used as the main MESH controller and follow the instructions presented on the current document.

1. Mounting

The MESH-2100-MoCA-NA may be mounted on flat surfaces such as a desktop. The MESH-2100-MoCA-NA is equipped with an extendable base to enhance stability.

2. Connect Power

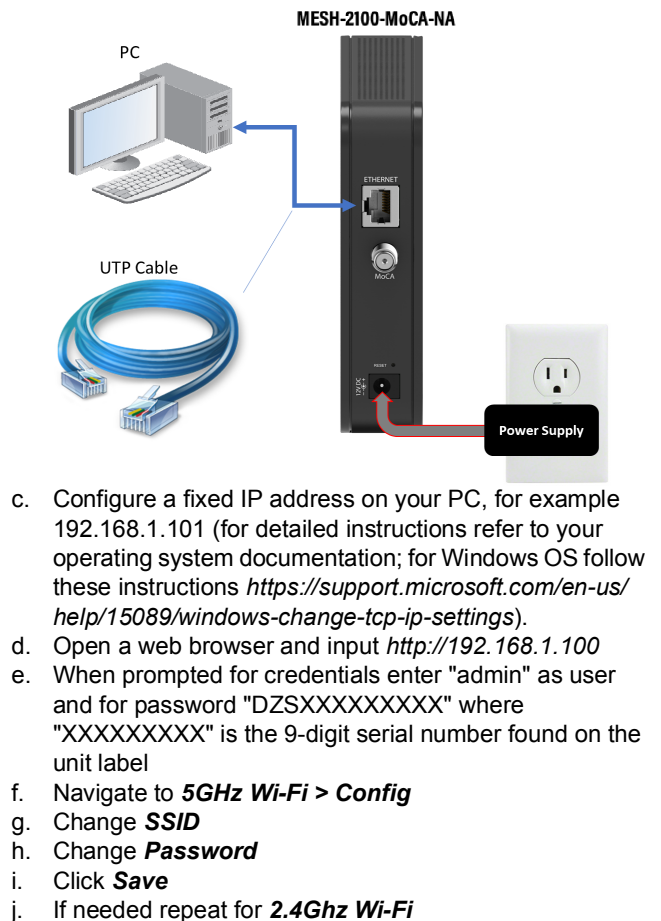
- Plug the round two pin 12V DC power connector of power converter into the MESH-2100-MoCA-NA power port
- Plug the input of power converter into a live AC outlet
- Verify that the POWER LED on the MESH-2100-MoCA-NA is solid white indicating local power is on and voltage is good

See the **MESH-2100-MoCA-NA LED Behavior** section for a complete description of the LEDs.

3. Configuring SSID and Wi-Fi Key (Optional)

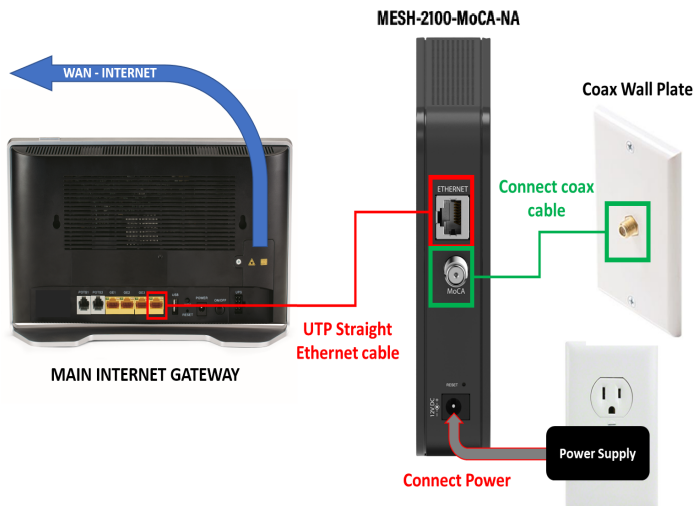
This step is optional. Each MESH-2100-MoCA-NA comes with a set of default Wi-Fi SSID and passphrase located on the bottom information label. If using the defaults, step 3 (this step) may be skipped.

- Power up the MESH-2100-MoCA-NA as described in the previous step, **Connect Power**. This is the main MESH controller.
- Use a UTP cable between MESH-2100-MoCA-NA Ethernet ports and a PC Ethernet port



4. Setting Up Your MESH Network

The first MESH-2100-MoCA-NA is the MESH controller. This procedure assumes that the SSID and the Wi-Fi Key have been configured on the unit already, or the user is using the default SSID and passphrase.



- Connect the MESH-2100-MoCA-NA acting as controller to any unused Ethernet port on your home gateway using CAT5E or CAT6 UTP cable.
- Connect the MESH-2100-MoCA-NA to the in-home coax network.

- Connect one side of the coaxial cable to the MESH-2100-MoCA-NA.
- Connect the other side of the coaxial cable to the F-Type female connector on the coaxial wall-plate.

NOTE: For installations with more than one MESH-2100-MoCA-NA, place each MESH-2100-MoCA-NA in a strategic location where a coaxial wall-plate is available and extended Wi-Fi coverage is required.

- Repeat step **b** for each remote agent MESH-2100-MoCA-NA.
- Verify the MESH Network: When the full MESH network is operating properly, all MESH-2100-MoCA-NA devices will have its MESH LED solid GREEN.

To connect to the Wi-Fi MESH network use the Wi-Fi SSID and Password information on your MESH-2100-MoCA-NA device acting as controller.

The default SSID and Password are located on the unit label.

If you want to change the SSID for the MESH Network log into the MESH-2100-MoCA-NA controller and change the 5GHz Wi-Fi SSID and Password, this configuration will propagate automatically to 2.4GHz and all slave devices.

For instructions on how to change the SSID and Password refer to step **Configuring SSID and Wi-Fi Key**.

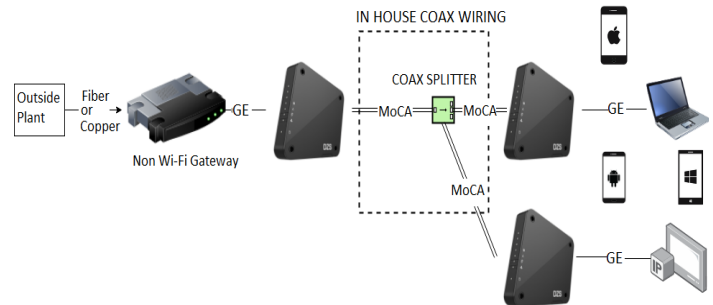
MESH-2100-MoCA-NA Deployment Options

The actual deployment of the MESH-2100-MoCA-NA depends on the coax wiring topology at the customer's house. MoCA 2.0 is shared medium bus architecture, hence the topology alternatives can vary.

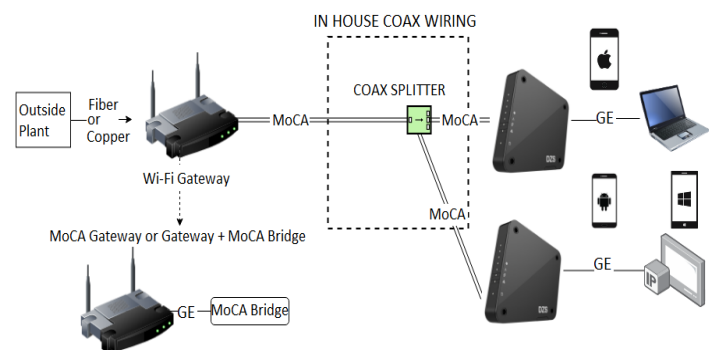
The following are the two most common deployment options.

Other deployment options are also possible, for technical support visit www.dzsi.com/support.

- Example deployment where the main Gateway does not support Wi-Fi and MESH-2100-MoCA-NA is used as the main Wi-Fi solution through the house.**








- Example deployment where the main Gateway supports Wi-Fi and it supports a native MoCA 2.0 interface (or the MoCA 2.0 is implemented by an external bridge).**



MESH-2100-MoCA-NA LED Behavior



LED Name/Icon	Status	Description
POWER LED 	Off	No Power
	Blinking White	MESH-2100-MoCA-NA is booting
	Solid white	MESH-2100-MoCA-NA is connected to power supply
WPS LED 	Off	WPS is not running
	Blinking White	Ongoing/ active WPS process
	Solid White	WPS Pairing has been established
MESH LED 	Off	MESH disabled
	Blinking	Searching for MESH devices
	MESH Role Controller or MESH Role Remote Agent with wired connection	
	Solid Green	MESH connected
	MESH Role Remote Agent with wired connection	
	Solid Green	MESH Link Quality Excellent
	Solid Orange	MESH Link Quality Acceptable
	Solid Red	MESH Link Quality Low
MoCA 2.0 LED 	Off	MoCA disconnected
	Blinking White	MoCA connected / MoCA signaling
	Solid White	MoCA connected
Gigabit ETH LED 	Off	Gigabit Ethernet Port disconnected
	Solid White	Gigabit Ethernet Port connected

FCC Statement:

This equipment has been tested and found to comply with the limits for a Class B digital device, pursuant to Part 15 of the FCC Rules. These limits are designed to provide reasonable protection against harmful interference in a residential installation. This equipment generates, uses and can radiate radio frequency energy and, if not installed and used in accordance with the instructions, may cause harmful interference to radio communications. However, there is no guarantee that interference will not occur in a particular installation.

If this equipment does cause harmful interference to radio or television reception, which can be determined by turning the equipment off and on, the user is encouraged to try to correct the interference by one or more of the following measures:

Reorient or relocate the receiving antenna.

Increase the separation between the equipment and receiver.

Connect the equipment into an outlet on a circuit different from that to which the receiver is connected.

Consult the dealer or an experienced radio/TV technician for help.

NOTE: Changes or modifications not expressly approved by the party responsible for compliance could void the user's authority to operate the equipment.

This equipment complies with FCC radiation exposure limits set forth for an uncontrolled environment. This equipment should be installed and operated with minimum distance 20cm between the radiator and your body. This transmitter must not be co-located or operating in conjunction with any other antenna or transmitter.

This device complies with Part 15 of the FCC Rules. Operation is subject to the following two conditions: (1) This device may not cause harmful interference, and (2) this device must accept any interference received, including interference that may cause undesired operation.

Unique Identifier

Trade Name: DZS

Model No.: MESH-2100-MoCA-NA

Responsible Party – U.S. Contact Information

DASAN Zhone Solutions, Inc.

1350 South Loop Rd., Suite 130

Alameda, CA 94502, USA

Phone +1 510 777 7000

NOTE: Slots and openings in the housing are provided for ventilation. To ensure reliable operation of the product and to protect it from overheating, these slots and openings must not be blocked or covered.

This unit is also certified to operate effectively under the following conditions: Operating Temperature: 32° F to 104° F (0° C to 40° C).

This product may contain copyrighted software that is licensed under the GNU General Public License ("GPL"), a copy of which is available at www.gnu.org/licenses. You may obtain a copy of such software, in source code form, from DZS for a period of three years after our last shipment of the product by following the instructions at www.dasanzhone.com/gplinfo.