



VIVERE®

OFFICIAL RULES & PRODUCT MANUAL

LADDER GOLF®

EXTREME METAL EDITION

ITM. OG-LGM
OG-LGM.2025.AU.NZ

IMPORTANT, RETAIN FOR FUTURE REFERENCE: READ CAREFULLY



Ladder Golf



WARNING: Not suitable for children under three years. Choking hazard. Small parts.



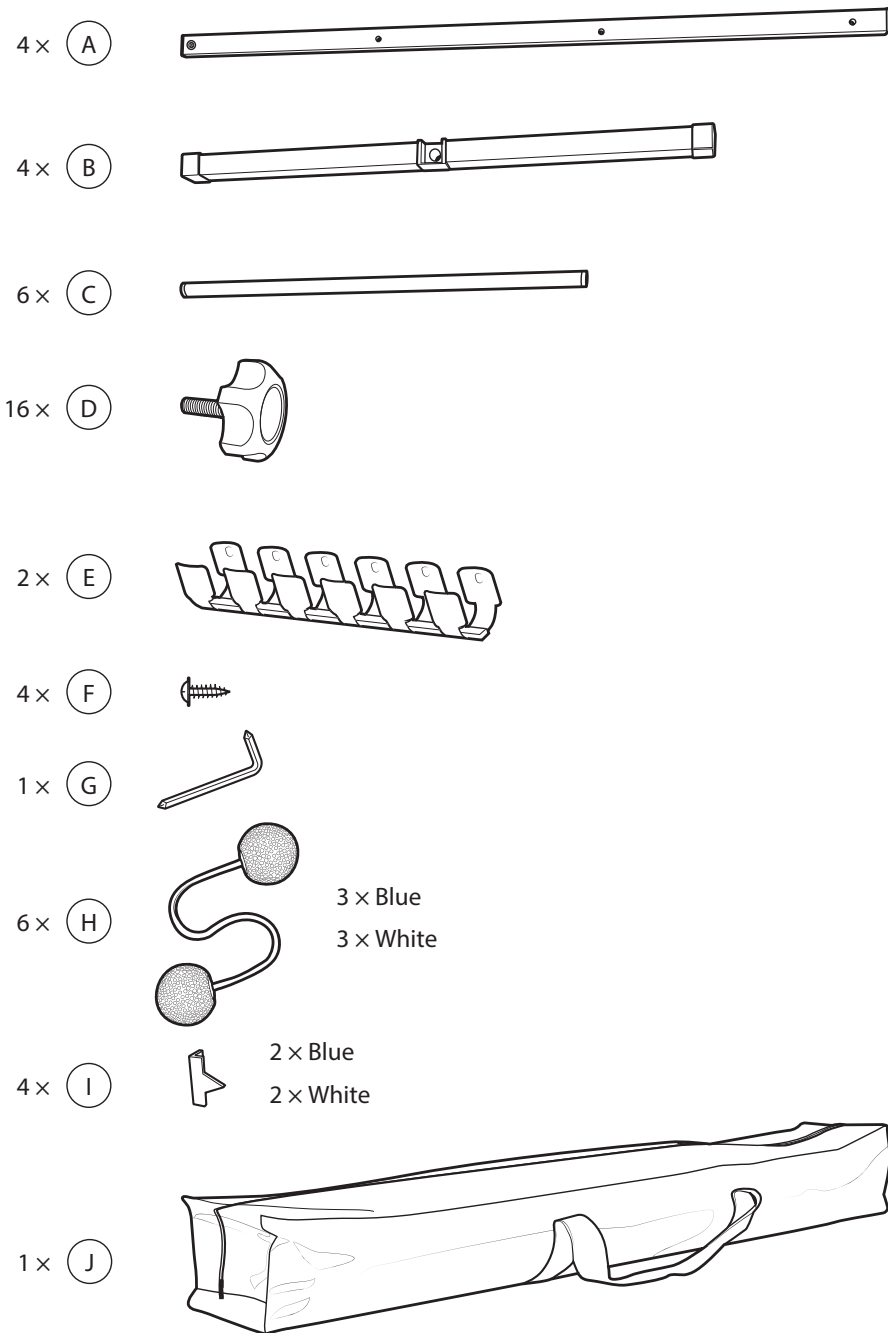
VIVERE®

Vivere Outdoor Pty. Ltd.
www.vivere.com.au

Vivere Outdoor Pty. Ltd.
Port of Brisbane 4178, Australia
www.vivere.com.au

Vivere New Zealand Limited
Auckland NZ, 2022
www.vivere.co.nz

INCLUDED PIECES



Ensure all parts are accounted for before proceeding with assembly and game play.



Vivere Outdoor Pty. Ltd.
www.vivere.com.au

Vivere New Zealand Limited
www.vivere.co.nz

Tel: 61 409 918 108
sales@vivere.com.au

PRODUCT ASSEMBLY

TERMS, CONDITIONS, and WARRANTY

Limited One Year Warranty

Vivere Ltd. ("Vivere") warrants that for a period of one (1) year from the date of original retail purchase, this product will be free from defects in material and workmanship. Vivere, at its option, will repair or replace this product or any component of the product found to be defective during the warranty period. Replacement will be made with a new or remanufactured product or component. If the product is no longer available, replacement may be made with a similar product of equal or greater value. This is your exclusive warranty.

This warranty is valid for the original retail purchaser from the date of initial retail purchase and is not transferable. Keep the original sales receipt. Proof of purchase is required to obtain warranty performance. Retailers selling Vivere products do not have the right to alter, modify or in any way change the terms and conditions of this warranty.

What This Warranty Does Not Cover

This warranty does not cover discoloration of product, damaged caused by mildew, mold or any external source. It does not cover normal wear of parts, or damage resulting from any of the following: negligent use of misuse of the product, commercial use of the product, use contrary to the assembly instructions, repair or alteration by anyone unless the service was authorized by Vivere. Further, the damage warranty does not cover acts of God, such as: fire, flood, hurricanes, tornadoes and any form of precipitation: (i.e., rain, snow, hail). Warranty void if damage to the product results from the use of a part other than a genuine Vivere part.

How to Obtain Warranty Service

Your product must be under warranty in order to obtain warranty service. If your product is defective and is within your warranty period, call us at +61 409 918 108 or email us at: sales@vivere.com.au in order to receive a return authorization. Do not return product to Vivere without authorization. You will be directed to attach a tag to the product that includes your name, address, mobile telephone number and description of the problem. Include a copy of the original sales receipt. Carefully package the product and send insured by carrier of your choice prepaid to the warehouse address as directed by the Vivere Team.

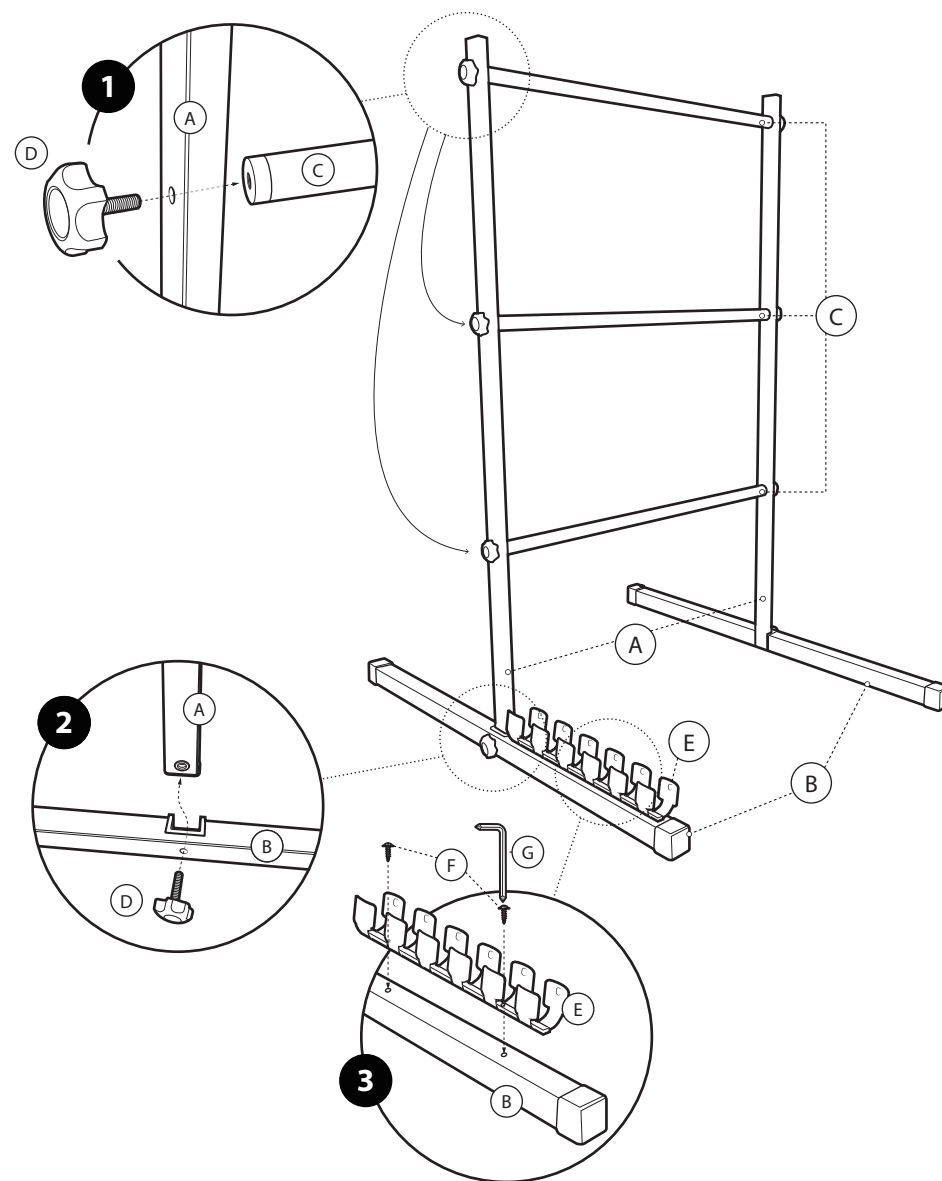
For Products Purchased in
AUSTRALIA contact:
Vivere Outdoor Pty. Ltd.

For Products Purchased in
NEW ZEALAND contact:
Vivere New Zealand Limited

- 1. Take Photos:** Take photos of the defective product(s)/part(s), clearly illustrating the problem area to support your claim.
- 2. Attach Proof of Purchase:** Provide the original proof of purchase/sales receipt. Scan or provide a photo of the proof of purchase and submit it with your claim along with your full address, phone number, and a description of the issue.
- 3. Submit via Email:** Email your claim to sales@vivere.com.au
- 4. Response:** A Vivere representative will correspond with you to resolve your claim as quickly as possible.

Thank-you for your interest in our products and we hope Vivere can inspire your outdoor living.
Warmest Regards,

Jason Stoter, President, Vivere Limited



PLAYING DIRECTIONS

LADDER GOLF OFFICIAL RULES:

Ladder Golf® is played with 2 or more players or teams. Each player has 3 golf ball bolas. A bola is 2 golf balls attached to each other by a nylon rope. The object of the game is to wrap your bolas around the rungs of the game ladder. Each ladder consists of 3 rungs: a top, a middle, and a bottom rung.

This is not a child's toy. Adult supervision is required for children playing this game. All players must be over 8 years of age. Improper use of the game may result in injury or damage to either the game itself or other nearby items.



Soft Bola



HOW TO PLAY:

Prior to game play, space the ladders 15ft/5 paces apart (if playing with a single ladder, draw a line 5 paces from the ladder). This is called the toss line. While tossing, any player that steps past the toss line during game play commits a foul and the toss is void.

Ladder Golf® is played in rounds, each round consists of all players tossing 3 bolas. The starting team/player is decided by coin toss.

The first player must toss all 3 bolas before the next player is able to toss their bolas. Bolas must be tossed individually and underhand towards the ladder. The winner of each round earns first toss of the next round.

Games are played to an exact total of 21 points. In order to win, a player must be the only one to score exactly 21 points after the completion of a round. If a player goes over the exact point total, their points for the round are void.

For Example: a player with 18 points needs 3 points to get an exact score of 21. They must only score 3 points in their next turn. If 5 points are scored after they have tossed all the bolas, none of these points are counted and the player will enter the following round with 18 points again.

In the case of a tie, the tied players will play as many overtime rounds as needed until one player ends a complete round 2 points ahead of the other player. The 2 point rule only applies in overtime rounds. During regular play the first player/team to reach exactly 21 points wins the game.

TEAM PLAY:

Four players can play Ladder Golf® by alternating play between team members each round. Additional bolas can be purchased and up to 4 players can play individually on the same ladder. With multiple ladders 2 players on opposite teams would be on one side and other 2 players on the alternate side. One side tosses all the bolas, after points are tallied the alternate side would toss bolas back.

SCORING & POINTS:

Once both teams have tossed all their bolas, scoring is determined by the bolas that are still hanging from the rungs. Bolas that are knocked off during play do not count as points. Only bolas that are hanging when all bolas are tossed are counted.

Points are determined by the rung a bola is wrapped on:

- 3 points: Top Rung
- 2 points: Middle Rung
- 1 point: Bottom Rung

Optional bonus point:

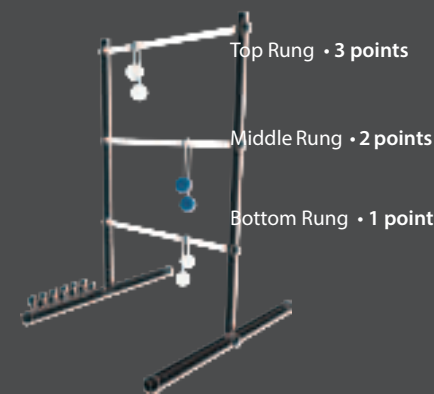
Players can score a bonus of 1-point by hanging all 3 bolas from the same rung, or by hanging a bola on all 3 (top, middle, bottom) rungs in a single round.

The maximum points achievable in a round by one player is 10 points: accomplished by hanging all 3 bolas on the top rung.

GAME ETIQUETTE:

In contrast to a game of golf, basic etiquette of Ladder Golf® is for contestants to make as many remarks, sounds, or movements as possible in order to distract the opponents during play. Touching another player during tossing is prohibited.

At no time during the game is a player permitted to walk to the ladder prior to completion of the current round of play.



SAFETY REQUIREMENTS:

Before playing any Ladder Golf® game, read all warnings and rules to ensure safe and enjoyable game play. If played, stored, and used as intended this game will provide a lifetime of playability.

- Do not swing the bolas unless tossing them at the ladder during game play. Injury to yourself or others may occur if bolas are used improperly.
- The Bolas provided with the Ladder Golf® game are connected with special anchors. Do not pull excessively on the bolas as abuse of the bolas may cause the anchors to pull away from the ball, and void its lifetime of use.
- Soft Bolas are recommended for the Ladder Golf® Extreme Metal Edition. Use of Hard Bolas will result in damage to the metal frame.
- Never attempt to wrap bolas around body parts
- All children must be supervised during game play. Do not leave children unattended.
- Do not stand, climb or put any body weight onto the rungs or frame of the ladder. These ladders are designed for game play not for climbing. Any misuses of the ladder may result in injury or damage to the ladder.

STORAGE & CARE INSTRUCTIONS:

All Ladder Golf® games are made of premium materials designed to offer years of use. The Extreme Metal Edition is made of powder-coated steel. This frame is weather-resistant but not weather-proof. When not in use, the Ladder Golf® Extreme Metal Edition game should be taken indoors and stored in a cool, dry place. Always use the carry bag provided with the game to store your Ladder Golf products.

Ladder Golf® Games must not be left outdoors in inclement weather, or exposed to the elements for an extended period of time. Excessive sun and rain exposure can damage the game and deteriorate the material used. Keep your bolas dry, water may cause damage to the rope, altering the design of the game.

Never use scourers or abrasives. Clean with a damp cloth, using cold water and mild liquid soap. Let dry before use.