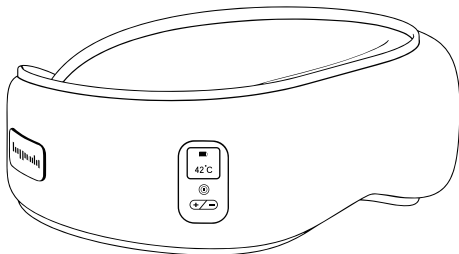




HYPNUSE Pro Sleep Mask



Instruction Manual



Sincerely thank you for choosing HYPNUSE !

*Please carefully read this manual before use,
and keep it properly for future use.*



Notice

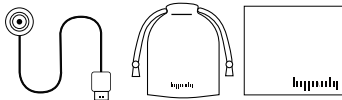
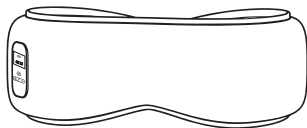
Please read the "Instruction Manual" carefully before use to ensure that you use this product correctly and safely. Hypnuse is not responsible for the consequences of incorrect use or failure to follow the instructions of this product.

Technical specifications are subject to any changes due to product improvements without prior notice.

1. Because this product has a heating function, people who are not sensitive to heat must pay attention when using it.
2. Please do not use this product if you have skin damage, redness, inflammation, congestion, and other discomfort symptoms.
3. Please do not use this product if you have glaucoma, cataracts, retinal detachment, eye diseases, high intraocular pressure, or are physically unwell.
4. Your eyes will be a little blurry when you open them after just using this product. You can close your eyes for 1-3 minutes and it will gradually become clearer.
5. Please use the matching magnetic charging cable to charge the product.
6. Please stop using if you feel any discomfort during use.
7. Children, pregnant women, and menstruating women should not use this product.
8. Please do not wash or use this product in high temperature environments as it is not waterproof. If the lining is stained, wipe it gently with a disposable wipe.
9. Remove any contact lenses, hairpins, hair accessories, etc. you are wearing before use to avoid discomfort.
10. This product is designed for health care only. Not suitable for diagnostic, therapeutic and other commercial uses.
11. It is forbidden to disassemble this product by yourself.
12. Batteries must be removed and discarded in compliance with local laws and regulations before disposing of the product.

Product Configuration

Smart eye mask, magnetic charging cable, Pouch, instruction manual
(warranty card included)



Product Features



5-level adjustable
hot compress



Light-guided
breathing



AI-Powered
music creation



Automatic sleep
aid deactivation



Smart sleep
monitoring system



Intelligent
awakening



App control for
tailored experience



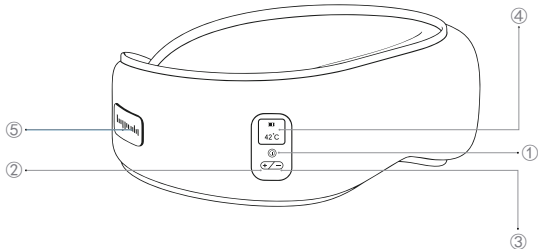
High-precision
3D curved design



1200mah battery
capacity

Button Guidance

- ① Power on/off button/switch mode button
- ② Return to the previous music, increase volume, speed up the light frequency, increase the temperature.
- ③ Next music, decrease volume, slow down the light frequency, reduce the temperature.
- ④ OLED screen
- ⑤ Magnetic charge port



Operational Guide

1. Charge: Please use the matching magnetic charging cable to charge the product.
2. Power on/off: Press and hold ① for 2 seconds and then release, the product will turn on/turn off.
3. Switch mode: The four modes switch cycle when pressing ①.

Light-guided mode: Clicking ⊕ will speed up the light frequency, and clicking ⊖ will slow down the light frequency. The mode is divided into three levels: slow, normal and fast.

Adjustable hot compress mode: Click ⊕ the hot compress temperature increases. Click ⊖ the hot compress temperature decreases. The temperature is divided into five levels: 38°C, 40°C, 42°C, 44°C, 46°C.

AI music mode: Click ⊕ to return to the previous music. Click ⊖ to play the next music. Press ⊕ to increase the volume. Press button 3 to decrease the volume.






4. Smart sleep monitoring system: after wearing the HYPNUSE eye mask, your sleep data will be automatically uploaded to the APP.
5. Automatic sleep aid deactivation: when the smart eye mask detects that you have fallen asleep, it will actively turn off various sleep-assisted functions.
6. Intelligent awakening: Within 5 minutes before and 10 minutes after your alarm is set, it gently awakens you during lighter sleep phases. Otherwise, the product ensures a

APP Operation Guide

1. After successfully downloading the HYPNUSE APP, log in to your account. Turn on Bluetooth on your phone and add device connections. The host can be controlled via the APP
2. Switch function at will (Adjustable hot compress, AI music, light guidance, Realize the Trinity)
3. Check each sleep data, score, and professional advice through the APP.
4. You can use the APP's sleep self-assessment questions to self-assess your sleep quality, and receive scores for each dimension of sleep, comprehensive scores and professional advice.



Daily use and care

-  1.Exposure to high volume can damage your hearing. High volumes damage hearing in a shorter time than low volumes. If you experience hearing discomfort, please stop listening to music through this product and seek medical advice promptly.
-  2.Please do not use the product for more than 20 minutes at a time when using the heating function. And choose the appropriate required temperature to avoid burns caused by long-term use.
-  3.When the surface of the eye mask is dirty, wipe it with a clean cloth dipped in a little water.Do not wipe with volatile liquids such as alcohol. The product is not removable and cannot be rinsed in water.
-  4.When the storage period exceeds 3 months, the product should be unpacked and checked. Do not place it close to the ground, walls or roof when storing. The indoor space should be well ventilated to avoid strong sunlight and corrosive gas erosion.
-  5.Please do not try to disassemble this product or replace the battery yourself. Disassembling the product will invalidate the limited warranty, and Hypnuse is not responsible for any consequences caused thereby.

Failure Maintenance

1.If a malfunction occurs while using the product, please conduct the following checks. If the cause of the fault cannot be eliminated or the product still cannot be used normally, please cut off the power supply and contact professional technicians for repair.

Please do not disassemble this product by yourself!

2.If the basic troubleshooting of the product still cannot be solved, please call after-sales: +86(769)-22221813

Mail:support@hypnuse.com

Situation	Possible causes	Approach
Can't power on	Low battery	Charge your product
Can't charge	Check whether the charging cable and power adapter are properly connected.	Please use the matching charging cable. Reconnect after plugging and unplugging to charge.
Other special issues	/	Please contact after-sale service

Product Specification

Product name: HYPNUSE Heated Sleep Mask

Rated voltage: 5V

Rated power: 5W

Battery capacity: 1200mAh

Guangdong Hypnuse Biotechnology Co.,Ltd

Room 103, Building 2, No. 6, West Street, Zhenyuan Road, Wusha, Chang'an Town,
Dongguan City, Guangdong Province, China

Tel: +86(769)-22221813

Mail: support@hypnuse.com

Postal code: 523857

Production place: Guangdong, China

Warranty

Warranty policy:

- Within 7 days from the date of purchase, if there is a product quality problem, you can make a one-time refund based on the invoice price or replace the product with the same model.
- If there is a product quality problem within 15 days from the date of purchase, you can replace it with the same product.
- Within 12 months from the date of purchase, if there is a product quality problem, we can provide you with warranty service.

Warranty regulations:

1. Consumers who purchase HYPNUSE electrical products for home use can enjoy a one-year warranty under normal use from the date of purchase.
2. If one of the following conditions applies, free warranty will not be provided, but repairs can be made at a charge:
 - a. Damage caused by consumers due to improper use, maintenance, and storage;
 - b. Damage caused by disassembly by persons other than those responsible for repairs under the Three Guarantees;
 - c. Without Three Guarantee Certificates and valid invoices;
 - d. The Three Guarantee Certificate number does not match the model of the repaired product or has been altered;
 - e. Damage due to force majeure.

After-sale service hotline: +86(769)-22221813

Mail: support@hypnuse.com

CERTIFICATE OF CONFORMITY

Inspectors: _____

Production Date: _____

User Warranty Certificate

Product name	
Product code	
Purchase date	
Warranty term	
Fault description	
Contact person	
Contact number	
Customer address	

LET US BE THE REAL MASTERS OF SLEEP



FCC Warning:

This equipment has been tested and found to comply with the limits for a Class B digital device, pursuant to part 15 of the FCC Rules. These limits are designed to provide reasonable protection against harmful interference in a residential installation. This equipment generates, uses and can radiate radio frequency energy and, if not installed and used in accordance with the instructions, may cause harmful interference to radio communications. However, there is no guarantee that interference will not occur in a particular installation. If this equipment does cause harmful interference to radio or television reception, which can be determined by turning the equipment off and on, the user is encouraged to try to correct the interference by one or more of the following measures:

- Reorient or relocate the receiving antenna.
- Increase the separation between the equipment and receiver.
- Connect the equipment into an outlet on a circuit different from that to which the receiver is connected.
- Consult the dealer or an experienced radio/TV technician for help.

Caution: Any changes or modifications to this device not explicitly approved by manufacturer could void your authority to operate this equipment.

This device complies with part 15 of the FCC Rules. Operation is subject to the following two conditions:

(1) This device may not cause harmful interference, and (2) this device must accept any interference received, including interference that may cause undesired operation.

This equipment complies with FCC radiation exposure limits set forth for an uncontrolled environment. This equipment should be installed and operated with minimum distance 0cm between the radiator and your body.