คู่มือการใช้งาน
Operation Manual

เครื่องปั๊มน้ำอัตโนมัติ
HITACHI PUMP

HITACHI

MODEL : WM-P150XSL, WM-P200XSL, WM-P250XSL, WM-P350XSL, WM-P400XSL

การใช้งาน
Operation

- [illegible] 1
- [illegible] 1
- [illegible] 1
- [illegible] 1
- [illegible] 1
- [illegible] 1
- [illegible] 1
- [illegible] 1
- [illegible] 1
- [illegible] 1
- [illegible] 1
- [illegible] 1

[illegible]

[illegible]

[illegible]

ข้อควรระวังเพื่อใช้งานอย่างปลอดภัย
PRECAUTIONS ON SAFE USE

[illegible]

Caution Danger	[illegible]
Warning Danger	[illegible]

สัญลักษณ์ที่ใช้ในคู่มือการใช้งาน
Meaning of the symbols

⚠	[illegible]
⊘	[illegible]
❗	[illegible]

การใช้งาน
Operation

[illegible]

[illegible]

[illegible]

INSPECTING BEFORE INSTALLATION

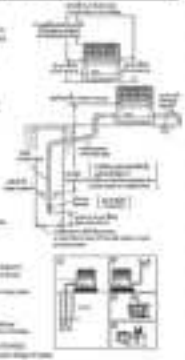

PRECAUTIONS



PRECAUTIONS BEFORE INSTALLATION



INSTALLATION REQUIRE THE HANGER

HOW TO INSTALL THE PUMP



Precautions

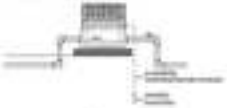

PROBLEMS AND REPAIRS

WIRING DIAGRAM