



PLAYER MANUAL

English

CONTENTS

Terms of Use	2
Important Notice	4
System Requirements	4
Playing <i>Rawyokan</i>	5
Support	8

Thank you for your interest in *Rawyokan*, the one button fighting game inspired by the classics. In this manual, you will find key information about *Rawyokan*. Please go through the Terms of Use.

TERMS OF USE

Effective Date: 1 Feb 2025

These Terms of Use ("Terms") govern your use of *Rawyokan* ("Game" or "The Game"), created by rykdev ("us", "our", or "we"). By accessing or using *Rawyokan*, you agree to comply with and be bound by these Terms.

LICENSE

We grant you a non-exclusive, non-transferable, revocable license to use *Rawyokan* for personal, non-commercial purposes, subject to these Terms.

USER CONDUCT

You agree not to:

- Use *Rawyokan* for any illegal purpose or in violation of any local, state, national, or international law.
- Exploit *Rawyokan* for any commercial purpose without our prior written consent.
- Use *Rawyokan* to harm, threaten, or harass another person or individual.

INTELLECTUAL PROPERTY

All intellectual property rights in *Rawyokan*, including but not limited to copyrights are owned by us or our

licensors. You do not acquire any ownership rights by using *Rawyokan*.

TERMINATION

We reserve the right to terminate or suspend your access to *Rawyokan*, with or without notice, if we believe you have violated these Terms or for any other reason.

DISCLAIMER OF WARRANTIES

Rawyokan is provided "as is" and "as available," without warranties of any kind, either express or implied.

LIMITATION OF LIABILITY

In no event shall we be liable for any indirect, incidental, special, consequential, or punitive damages, arising out of or related to your use of *Rawyokan*.

GOVERNING LAW

These Terms shall be governed by and construed in accordance with the laws of the Republic of Indonesia, without regard to its conflict of law principles.

CHANGES TO TERMS

We may update these Terms from time to time. Your continued use of the Game after any changes to these Terms constitutes your acceptance of the new Terms.

CONTACT INFORMATION

If you have any questions about these Terms, please contact us at support@rykdev.com.

IMPORTANT NOTICE

Rawyokan automatically saves your game. Please be sure your system retains adequate storage to save game progress. Should you need to reset and delete your save, please refer to the [Settings](#) section.




SYSTEM REQUIREMENTS

WINDOWS

	<i>Minimum</i>	<i>Recommended</i>
<i>Operating System</i>	Windows 7 SP1	Windows 10/11
<i>Processor</i>	Dual Core	Quad Core
<i>Memory</i>	2GB	8GB
<i>Graphics</i>	OpenGL 4 compliant	Dedicated graphics card
<i>Network</i>	Broadband internet connection	Broadband internet connection
<i>Storage</i>	3GB space	3GB space
<i>Peripherals</i>	Keyboard, Mouse	Keyboard, Mouse

PLAYING *RAWYOKAN*

GETTING STARTED

The intro animation will play when you start *Rawyokan*. You can click the screen and proceed. In the main menu, you can click the  button to replay the intro. Further, you can navigate through different screens in the game through the  or  buttons.

PLAY

There are two play modes in *Rawyokan*. If this is your first time playing, only 'Challenges' mode is available. You can unlock 'Sandbox' mode along the course of the game.

CHALLENGES MODE

Challenges

mode takes you through 7 waves of opponents, each with a different set of difficulty and reward points. When you play *Rawyokan* for the first time, the game will direct you to the Tutorial and guide you on basic controls to beat your opponents.



Key information available in each fight:

- Player's Health and Stamina are shown on the top left, while Opponent's Health and Stamina are on the top right.



- Player's remaining fighters (👤 ✖) are shown on the bottom left, while Opponent's remaining fighters are on the bottom right.
- The pause button (⏸) is at the bottom left corner. You can click this button to pause, change basic game settings (toggle music, sound effects, and screen display), or quit the match. When window focus changes, the match is automatically paused.

When the tutorial is complete, the 'Upgrades' screen will be available.



In this screen, you can:

- Add fighters to your roster.
- Purchase upgrades to a fighter's attribute (e.g. health, stamina, power, etc.) with in-game points.
Important Note: Fighters in each roster has distinct sets of attributes. Purchased upgrades are applied to the selected fighter only.
- Purchase additional costumes for the selected fighter. **Important Note:** Purchased costumes can be applied to any fighters in the roster including 'Sandbox' mode.

The next screen shows available challenges.



In this screen, you can:

- Select available or completed challenges.
- View the number of fighters, average attributes, as well as reward points of the selected challenge. **Tip:** You can replay completed challenges to accumulate points for upgrades.

Before each fight, the screen will show the upcoming opponents and background.



Please take note on gameplay tips on this screen, and you can click 'Start' to proceed.

SANDBOX MODE

Sandbox

mode can be unlocked by spending points in 'Challenges' mode. You can customize a match in this mode, such as attributes, costumes, and number of fighters.

SETTINGS

You can do the following in this screen:

- Toggle the background music.
- Toggle the sound effects.
- Change the screen display. Please note that full screens are available for selected systems only.
- Delete saved progress. **Caution:** deleting saved progress will reset your accumulated points, completed challenges, as well as unlocked costumes and play mode.
- View credits along with unlocked costumes in the game.

EXIT

Click 'Exit' and when you're done and end the game. We hope you enjoy *Rawyokan*!

SUPPORT

For support on the game please reach support@rykdev.com or visit <https://www.rykdev.com>.