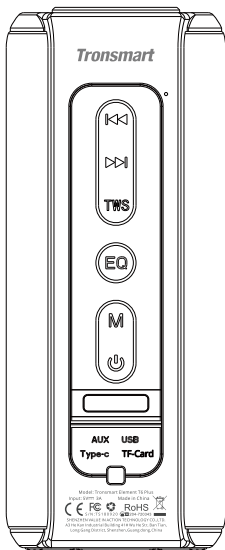




T6 Plus Bluetooth Speaker

USER MANUAL



CONTENTS

English	01~05
Français	06~11
Italiano	12~16
Deutsch	17~22
Español	23~28
日本語	29~34

ENGLISH

Thank you for purchasing the Tronsmart Element T6 Plus Bluetooth Speaker. The Element T6 Plus is equipped with Bluetooth 5.0 for optimal connection and pairing with your Bluetooth enabled device. Please read the user manual before use and keep it handy for future reference. If you have any additional questions or comments, please contact us by email at: support@tronsmart.com

FEATURES

- Patented SoundPulse™ technology delivers a 40W max output.
- IPX6 water resistance.
- Dual passive radiators provide superior deep bass.
- True Wireless Stereo (TWS) for stereo surround sound.
- Inbuilt rechargeable lithium battery supports up to 15 hours of play time on a single charge.
- Intuitive metal volume control wheel.
- EQ sound effects adjustment.
- Bluetooth 5.0
- Plug and Play music easily from a USB flash drive.
- The USB-A port on the speaker allows you to charge a smartphone.
- Supports voice assistant for music streaming, phone calls, weather inquiries and much more.

Note: Voice Assistant is supported by Siri, Google and other local Android voice assistants that run on Samsung, Huawei, Xiaomi and more devices.

PACKAGE CONTENTS

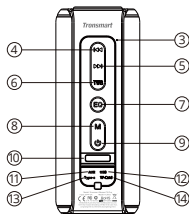
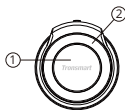
- 1 x Element T6 Plus Bluetooth speaker
- 1 x 3.5mm audio cable
- 1 x USB-C charging cable
- 1 x Warranty card
- 1 x User manual

Model	T6 Plus
Material	ABS + aluminum
Bluetooth	5.0
Bluetooth profile	A2DP, ACRCP, HFP
Bluetooth transmission	Up to 20m/66ft (open area)
Waterproof	IPX6
Output power	2 x 20W Max
Power supply	DC 5V/3A, via USB-C port
Frequency range	20Hz - 16000Hz
Battery	Built-in lithium battery, 3300mAh x 2
Playtime	Up to 15 hours (medium volume)
Talk time	Up to 20 hours (on a 70% volume)
Standby	About 24 months
Charging time	3 - 5 hours


Functions	Hands-free phone call, aux-in, TF/Micro SD card, USB flash drive, power bank
Dimension	3.23 x 7.99in / 82 x 203mm (diameter x height)
Weight	670 ± 5 g / 23.63 ± 0.2 oz

BUTTON CONFIGURATION

- ① Play/Pause; Volume +/-; Hands-free; Voice assistant
- ② Bluetooth indicator
- ③ Microphone
- ④ Previous track
- ⑤ Next track
- ⑥ TWS connection
- ⑦ EQ music effects
- ⑧ Music playing mode
- ⑨ Power ON/OFF; Reset
- ⑩ EQ/TWS/Charging indicator
- ⑪ Aux-in port
- ⑫ USB-A port (USB flash drive/power bank function)
- ⑬ USB Type-C charging port
- ⑭ TF/Micro SD card slot



	Power ON: Hold for 1 second to turn it on.
	Power OFF: Hold for 3 seconds to turn it off.
	Reset to factory default settings: Hold for about 8 seconds to reset if the speaker malfunctions.
	Volume +/-: Rotate for volume up and down.
	Play/Pause: During music playing mode, press to play and pause the music.
	Answer/End a phone call: During an incoming call, press to answer or hang up the phone call.
	Reject a phone call: During an incoming call, hold for 2 seconds to reject the phone call.
	Redial: During Bluetooth connected mode, double press quickly to redial the last dialed-out number.
	Voice assistant: After your device is paired to the speaker, hold for 3 seconds to activate voice assistant.
	Press to choose previous track.
	Press to choose next track.
TWS	Tap to pair two Element T6 Plus speakers wirelessly. (Detailed operation refers to the following 'TWS Mode' section.)
	Bluetooth disconnect: Hold for 2 seconds until a sound prompt is heard to disconnect the Bluetooth pairing.
EQ	Press to switch music effects between Vocal, 3D Deep Bass, and Extra Bass in turn.
	The default effect is Vocal without the indicator. The 3D Deep Bass effect will on with white indicator while the Extra Bass effect with green indicator.

	Press to switch music playing modes between Bluetooth, Aux-in, Micro SD card and USB flash drive.
	Hold for 5 seconds until a sound prompt is heard to clear all paired devices and reset to factory default settings.

BLUETOOTH

1. Power on the speaker, the Bluetooth indicator will light blue and flash rapidly. The speaker has entered the Bluetooth pairing mode.
2. Turn on the Bluetooth on your device, scan for new Bluetooth devices and upon discovering 'Tronsmart Element T6 Plus' tap to pair with it. You will hear a sound prompt after pairing successfully, and the blue indicator will be kept on.
3. Hold the TWS button for 3 seconds to disconnect the Bluetooth.

TWS MODE

What is TWS?

TWS is true wireless stereo which means two Element T6 Plus speakers are able to be paired together to play music simultaneously to provide 3D stereo surround sound.

How to pair two Element T6 Plus speakers?

1. Turn on two speakers and confirm they are disconnected to any Bluetooth devices.
2. Tap the TWS button once of either speaker, you will hear a sound prompt and the yellow LED flashes, which means two speakers have entered TWS pairing mode and will pair with each other automatically during a few seconds.
3. Then go to device's Bluetooth settings, scan for 'Tronsmart Element T6 Plus' and tap to pair.

How to disconnect TWS mode?

Tap the TWS button once again to disconnect two speakers from each other. After disconnecting successfully, you will hear a sound prompt and the yellow LED of two speakers turned off.

USB-A POWER BANK FUNCTION

This speaker carries a USB charge out function that will automatically detect your device and begin to charge it when the charging cable is plugged into the USB-A port. The output power is up to DC 5V/1A. In order to maintain stable music playing performance, it's not recommended to use the music and power bank function at the same time.

AUX-IN MODE

The speaker also features one AUX-IN port. Simply connect the speaker with your non-Bluetooth audio devices with the 3.5mm audio jack cable.

Note: During Bluetooth mode, it will automatically switch to AUX-IN mode when plugging in the audio cable.

TF/MICRO SD CARD MODE

The speaker will play the music from your TF/Micro SD card when plugging the card into the slot.

USB FLASH DRIVE MODE

The speaker will play the music from your USB flash drive when plugging the USB into the USB-A port.

LED

Bluetooth: Bluetooth indicator will flash blue for pairing and is kept on when connection to the device is successful.

AUX-IN & TF/Micro SD & USB flash drive: Bluetooth indicator flashes blue slowly when music is playing and stays on when music is paused.

Charging: The red charging indicator is on when the speaker is being charged and goes off when charging is complete.

TWS: During TWS mode, the yellow indicator will be stay on.

Low battery: The red indicator will flash slowly with a sound prompt every 30 seconds.

RESET

There are two ways to reset the speaker to factory default settings. The first method is to hold the 'M' button for about 5 seconds to clear all pairing records and restore to factory default settings. The second way is to hold the Power ON/OFF button for about 8 seconds to reset the speaker to factory default settings if it malfunctions. After resetting, you need to connect the speaker to your Bluetooth device manually like the first time you used the speaker.

AUTO-POWER OFF

The Element T6 Plus speaker will power off automatically after 1 hour to save battery if it does not pair with any device through Bluetooth or does not play any sound after turning on. When you need to use it, press the Power ON/OFF button to turn it on. When the speaker auto-powers off, you need to turn the speaker on again manually if you need to use the power bank function.

TIPS

Because of the powerful output of this speaker, please do not be too close to the speaker and keep an appropriate distance when playing music. To avoid any discomfort caused by excessive sound, it is recommended to listen to music at a suitable volume.

CAUTION

RISK OF EXPLOSION IF BATTERY IS REPLACED BY AN INCORRECT TYPE. DISPOSE OF USED BATTERIES ACCORDING TO INSTRUCTIONS.

To prevent possible hearing damage, do not listen at high volume levels for long periods.

CARE & MAINTENANCE

Please keep this manual handy for future reference. To clean the Tronsmart Element T6 Plus Bluetooth Speaker use a lightly dampened cloth in water to clean the exterior in-case it gets dirty. Do not use any form of detergents or cleaning material to clean the product as any type of chemical may make this device unusable. Do not disassemble this product. It contains no user serviceable parts. Do not drop or jump on it and treat it with care for the best performance. Keep the product in a dry location. Dust, dirt & moisture from

humidity can accumulate on the body of the product if kept at an unfriendly place. Do not dispose this product in fire, batteries may explode or leak.

WARRANTY INFORMATION

Your 'Tronsmart Element T6 Plus Bluetooth Speaker' is warranted to the original owner for 12 months from the date of purchase against defects in material and workmanship under normal use and service. Should your product prove defective within 12 months from the date of purchase, return the defective part or unit, freight prepaid along with an explanation of the claim. Please pack the product carefully to avoid damages in transit. Under this warranty, Tronsmart will repair or replace any parts found to be defective due to manufacturer's defect. This warranty extends only to personal use and does not extend to any product that has been used for commercial use, rental use, or use which is not intended. There are no warranties other than that expressly set forth herein. This warranty is not transferable. Tronsmart is not responsible in any way for damages, losses or inconveniences caused by equipment with the 'User Manual' or any additional safety, use, or warnings included in the product materials. Further, Tronsmart is not liable for incidental use of this product and any liability shall not exceed the purchase price of the product.

This Warranty gives you specific legal rights. You may also have other rights which vary from state to state.

THIS WARRANTY DOES NOT APPLY TO THE FOLLOWING

- Damage due to accident, misuse, abuse, alterations or vandalism.
- Improper or inadequate maintenance.
- Unauthorized modifications or commercial use.
- Damage in return transit.
- Unsupervised use by children under 18 years of age.

(Tronsmart and its subsidiaries assume no liability for damage caused by the use of the Element T6 Plus Bluetooth Speaker other than for its intended use or as instructed above in the User Manual.)

FCC STATEMENT

This device complies with Part 15 of the FCC Rules. Operation is subject to the following two conditions:

(1) this device may not cause harmful interference, and (2) this device must accept any interference received, including interference that may cause undesired operation.

NOTE: This equipment has been tested and found to comply with the limits for a Class B digital device, pursuant to part 15 of the FCC Rules. These limits are designed to provide reasonable protection against harmful interference in a residential installation. This equipment generates uses and can radiate radio frequency energy and, if not installed and used in accordance with the instructions, may cause harmful interference to radio communications. However, there is no guarantee that interference will not occur in a particular installation. If this equipment does cause harmful interference to radio or television reception, which can be determined by turning the equipment off and on, the