



RAZER KISHI V2 PRO FOR ANDROID

MASTER GUIDE

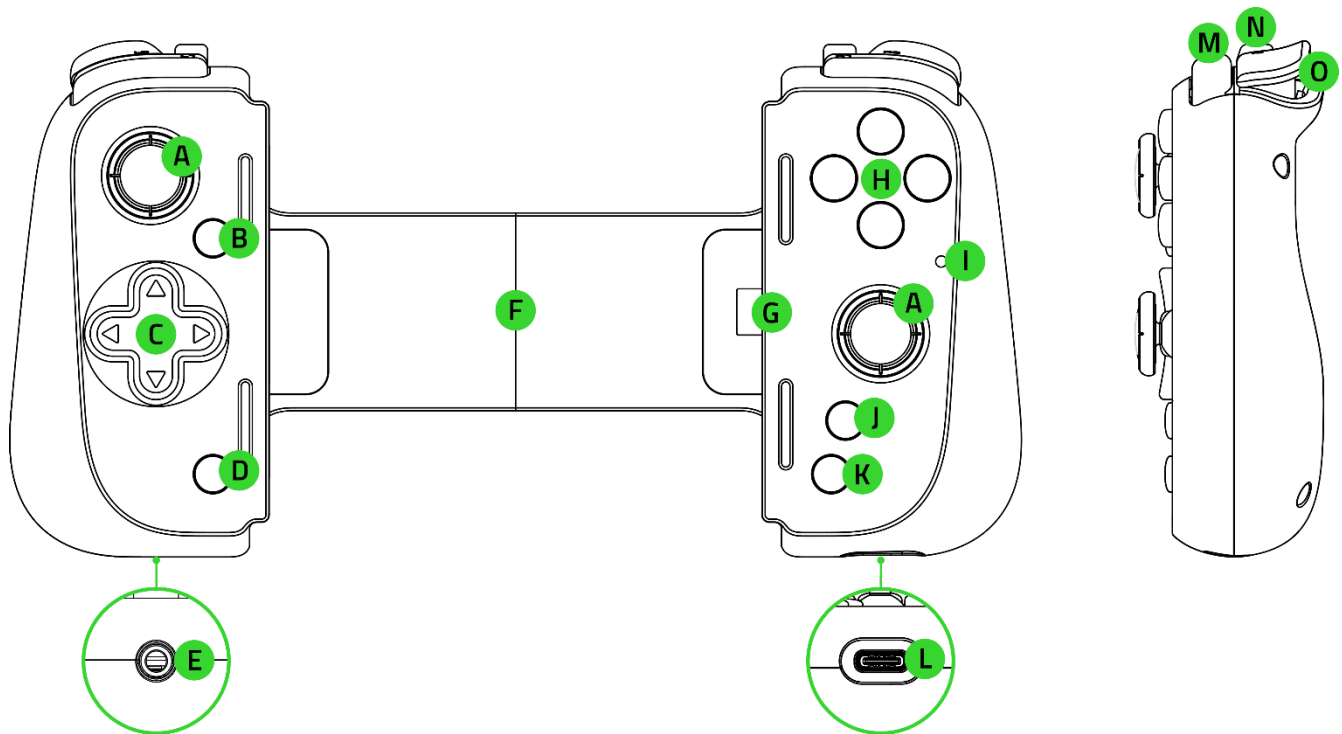
Rethink everything you knew about mobile gaming. **Razer Kishi V2 Pro** is a universal mobile gaming controller that brings a console-class gameplay experience to your smartphone. Play the best AAA games, on your mobile phone, exactly as you'd expect to play them on a game console – zero compromises.

CONTENTS

1. WHAT'S INSIDE	3
2. WHAT'S NEEDED	2
3. LET'S GET YOU COVERED	2
4. GETTING STARTED.....	5
5. USING THE CONTROLLER	6
6. SAFETY AND MAINTENANCE	8
7. LEGALESE.....	9

1. WHAT'S INSIDE

- Razer Kishi V2 Pro for Android



- A. Clickable analog thumbsticks (L3/R3)
- B. Options button
- C. D-pad
- D. Share button
- E. 3.5 mm audio + mic port
- F. Extendable bridge
- G. USB Type C connector
- H. Face buttons
- I. Status indicator

- J. Razer Nexus button
- K. Menu button
- L. USB Type C port*
- M. Bumpers (L1/R1)
- N. Multi-function buttons (M1 / M2)
- O. Triggers (L2/R2)

**Only supports passthrough charging. USB Type C audio and other accessories are not supported.*

- 2 pairs of interchangeable rubber cushions

(A pair of rubber cushions are pre-installed with the controller)

- Important Product Information Guide

2. WHAT'S NEEDED

- Android™ 12 or higher**
- Internet connection for app installation

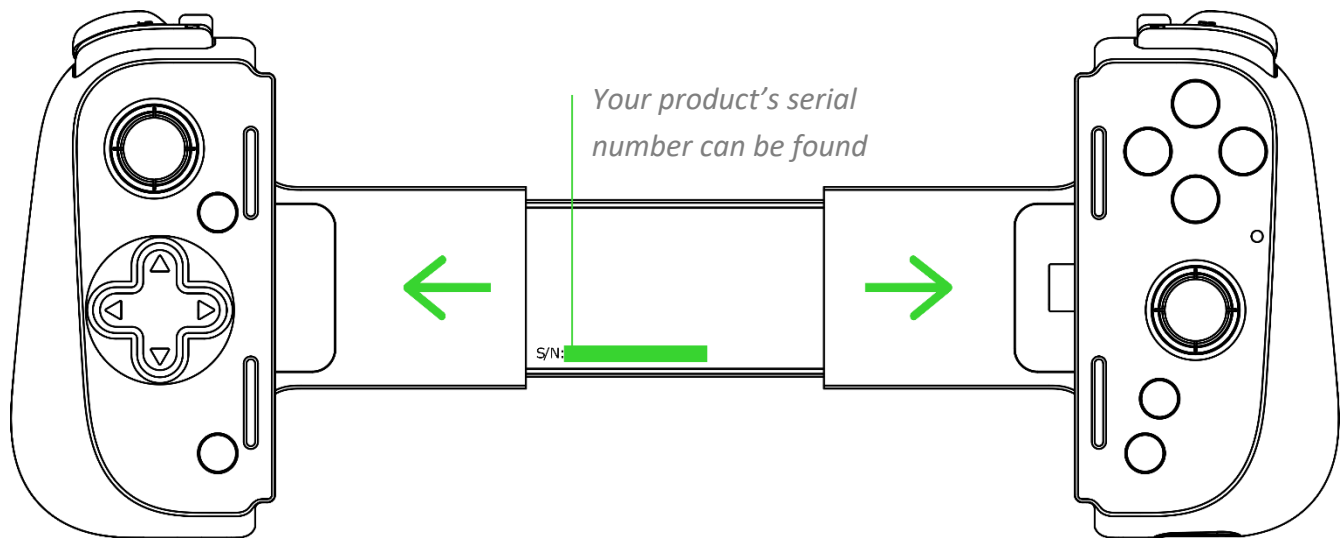
***Compatible with Razer Edge, Samsung Galaxy S21 Series / S22 Series / S23 Series, Google Pixel 4 Series / 5 Series / 6 Series / 7 Series, and many other Android devices.*

3. LET'S GET YOU COVERED



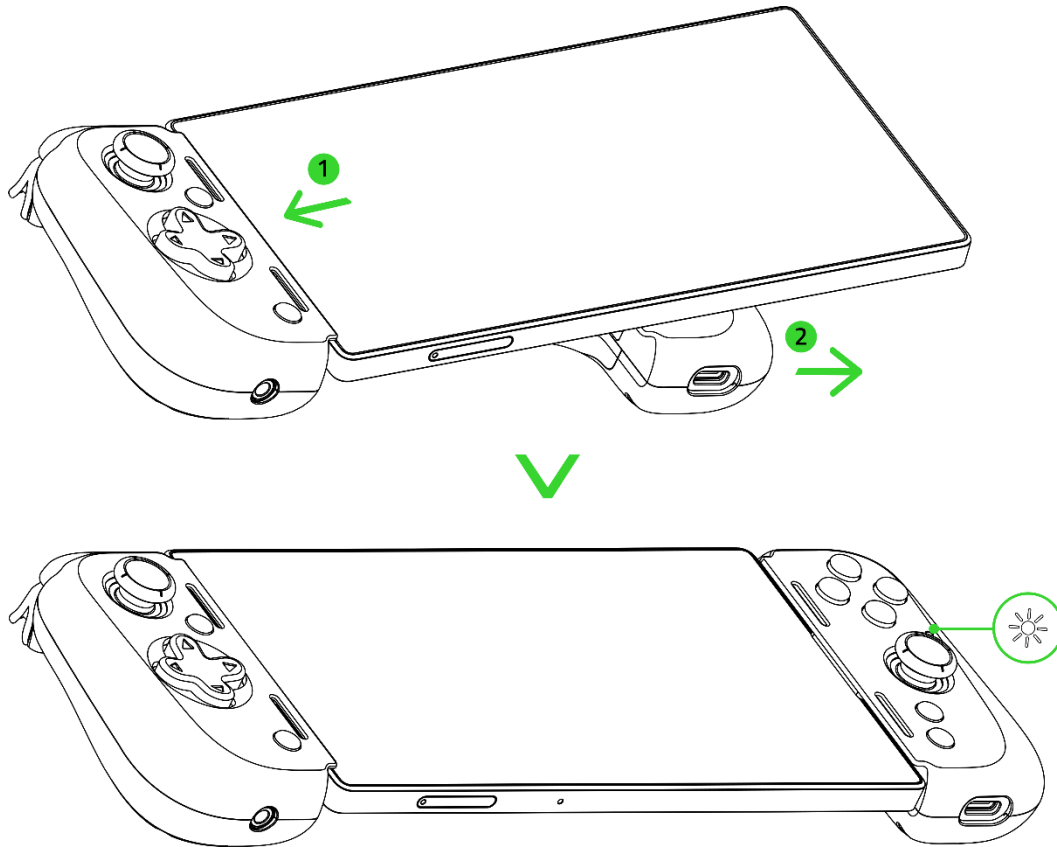
Register your product and score exclusive benefits

razerid.razer.com/warranty



4. GETTING STARTED

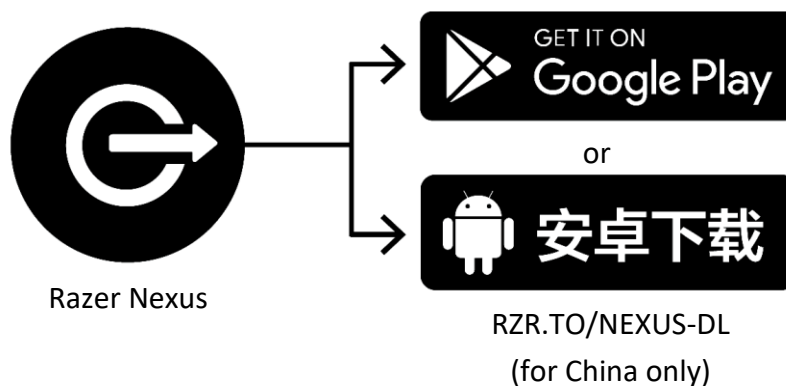
SETTING IT UP



i Maximum supported dimensions: 11.5 mm (thickness, including camera) x 170 mm (Length)

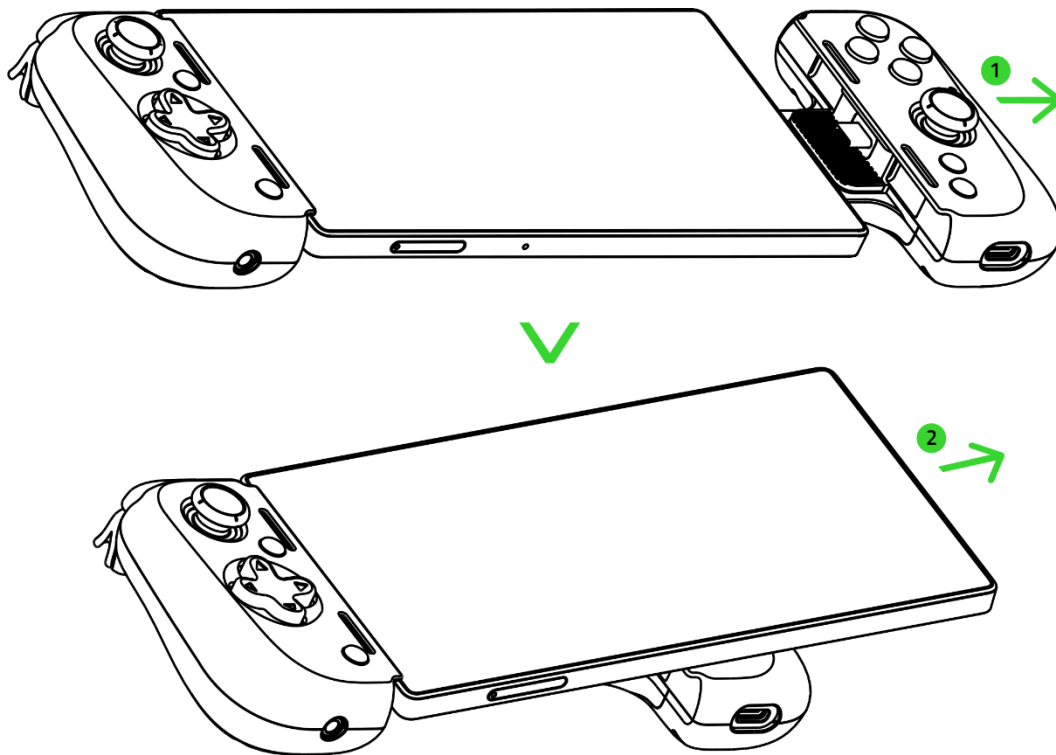
INSTALL THE RAZER NEXUS APP

Launch compatible titles, remap controller buttons, enable or disable haptic feedback, take screenshots, record and share your gameplay, and much more – anytime and anywhere.

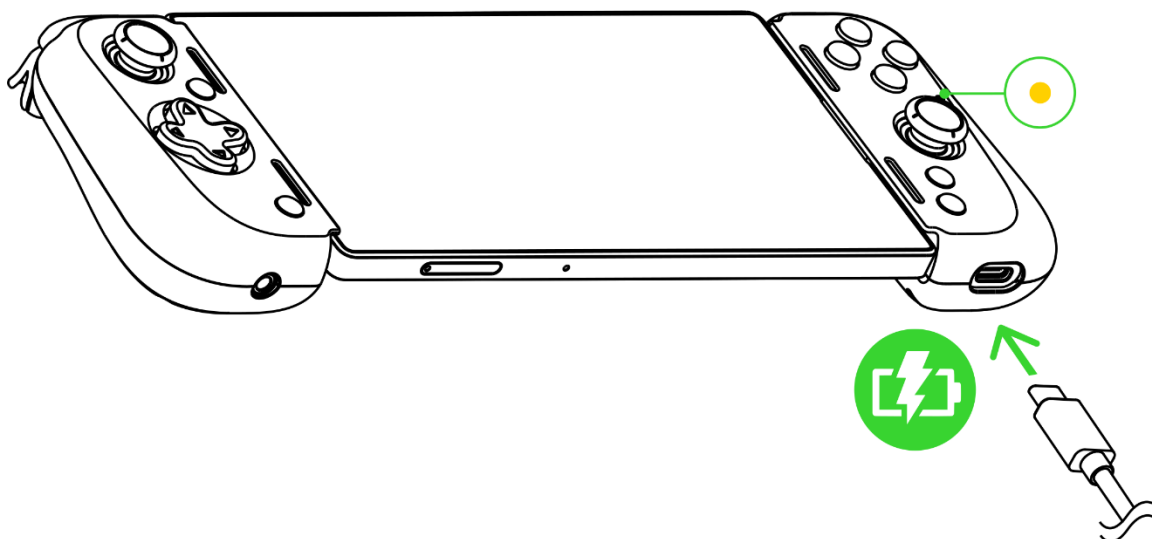


5. USING THE CONTROLLER

DETACHING YOUR PHONE

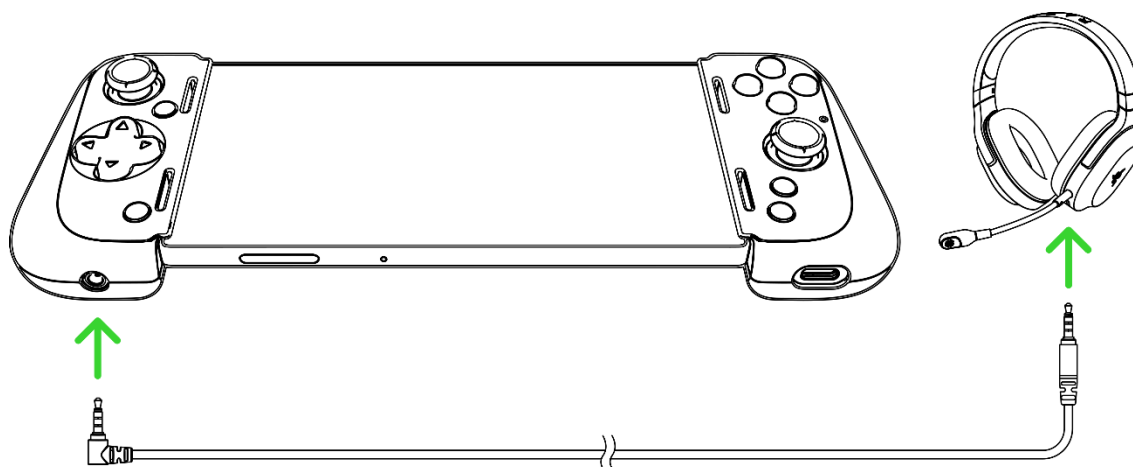


PASSTHROUGH CHARGING



i USB Type C audio and other accessories are not supported. To reduce voltage drops when using the passthrough charging feature, use a 1 meter charging cable with a 3A rating.

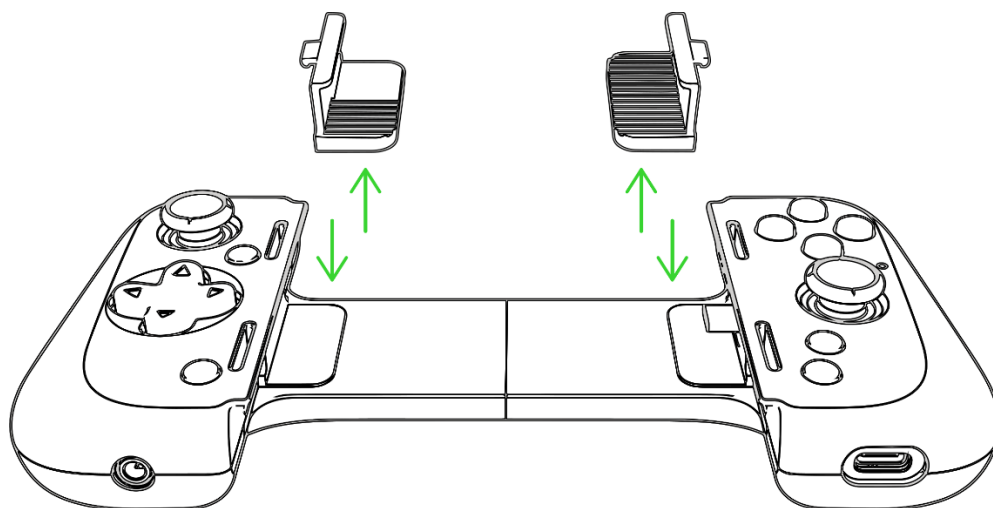
PASSTHROUGH AUDIO



i Razer headset sold separately.

CHANGING THE RUBBER CUSHIONS

Switch between the pre-installed rubber cushions and the extra pair in the package to ensure that your phone fits snugly in the controller.



6. SAFETY AND MAINTENANCE

SAFETY GUIDELINES

To achieve maximum safety while using your Razer Kishi V2 Pro for Android, we suggest that you adopt the following guidelines:

Should you have trouble operating the device properly and troubleshooting does not work, make sure to unplug the device (if applicable) and contact the Razer hotline or go to support.razer.com for support.

Don't take apart the device, and don't attempt to operate it under abnormal current loads. Doing so will void your warranty.

Keep the device away from liquid, humidity, or moisture. Operate the device only within the specific temperature range of 0°C (32°F) to 40°C (104°F). Should the temperature exceed this range, detach the device to let its temperature stabilize to an optimal level.

MAINTENANCE AND USE

The Razer Kishi V2 Pro for Android requires minimum maintenance to keep it in optimum condition. Once a month, we recommend you clean the device using a soft cloth or cotton swab to prevent dirt buildup.

7. LEGALESE

COPYRIGHT AND INTELLECTUAL PROPERTY INFORMATION

©2023 Razer Inc. All rights reserved. Razer, the triple-headed snake logo, Razer logo, “For Gamers. By Gamers.”, “Powered by Razer Chroma” logo and Razer Phone 2 are trademarks or registered trademarks of Razer Inc. and/or affiliated companies in the United States or other countries. All other trademarks are the property of their respective owners.

Android, Google, Google Logo, Google Play, and the Google Play logo are registered trademarks of Google LLC.

Razer Inc. (“Razer”) may have copyright, trademarks, trade secrets, patents, patent applications, or other intellectual property rights (whether registered or unregistered) concerning the product in this guide. Furnishing of this guide does not give you a license to any such copyright, trademark, patent or other intellectual property right. The Razer Kishi V2 Pro for Android (the “Product”) may differ from pictures whether on packaging or otherwise. Razer assumes no responsibility for such differences or for any errors that may appear. Information contained herein is subject to change without notice.

LIMITED PRODUCT WARRANTY

For the latest and current terms of the Limited Product Warranty, please visit razer.com/warranty.

LIMITATION OF LIABILITY

Razer shall in no event be liable for any lost profits, loss of information or data, special, incidental, indirect, punitive or consequential or incidental damages, arising in any way out of distribution of, sale of, resale of, use of, or inability to use the Product. In no event shall Razer’s liability exceed the retail purchase price of the Product.

GENERAL

These terms shall be governed by and construed under the laws of the jurisdiction in which the Product was purchased. If any term herein is held to be invalid or unenforceable, then such term (in so far as it is invalid or unenforceable) shall be given no effect and deemed to be excluded without invalidating any of the remaining terms. Razer reserves the right to amend any term at any time without notice.