



OVAL HOME

Oval Home AI Mattress User Manual



目录

User Manual

使用说明书

Manuel

Manuale

ユーザーマニュアル

Руководство пользователя

用戶手冊

## **Thank you for choosing Oval Home**

The Oval Home Adaptive Spinal Care Mattress is designed to help users sleep more healthily and provide a more comfortable sleep experience. To fully enjoy Oval Home's comprehensive support, please read this manual and related illustrations in detail and keep this product manual properly. Due to continuous product updates, the actual product may differ slightly from this manual. Please refer to the actual product.

May your experience be delightful and smooth!

**OVAL HOME**

## Table of Contents

01 Cautions .....	01
02 Product Specifications .....	04
03 Component List .....	06
04 Installation Instructions .....	07
05 Usage Instructions .....	09
06 Environmental Recycling .....	10
07 Frequently Asked Questions .....	11
Warranty Card .....	12

## 01 Cautions

### Transportation and Storage Cautions

- ! The new product is protected for transportation. If re-transported, add protection to prevent damage.
- ! During handling and loading/unloading of the mattress, ensure that personnel have sufficient strength and professional knowledge, follow proper handling techniques and safety procedures, and take appropriate safety measures, such as wearing gloves, using proper tools and equipment to prevent accidental injuries.
- ! Comply with local traffic regulations and transportation requirements during mattress transportation to ensure legality and compliance.
- ! Avoid exposing the mattress to extreme high or low temperatures during transportation to avoid affecting its performance and lifespan.
- ! When stacking or loading the mattress, avoid excessive compression or stacking heavy objects on it to prevent structural deformation or damage.
- ! The product should be stored dry and ventilated during storage to prevent contamination, sun exposure, or moisture.
- ! Avoid contact with sharp or pointed objects to prevent puncturing the outer layer or damaging the mattress.

### Precautions Before Using This Product

- ! Before use, ensure the product is free of scratches, damage, stains, etc. If any damage is found, contact after-sales service in time.
- ! The product may have a memory foam smell when first opened. This smell will naturally disappear after some time and does not contain harmful substances to the human body. Please use it with confidence.
- ! Keep pets and infants away during packaging removal to avoid unnecessary injuries.
- ! Do not lie on the product and move it directly, as this action may lead to falls and injuries.

- ❗ Place the mattress before plugging in.
- ❗ Ensure the power plug is securely connected, the power line is functioning normally, and the power supply is stable during mattress use.
- ❗ If the mattress adapter does not match the socket, have a qualified electrician install a matching socket.
- ❗ If you have doubts about whether the product is correctly connected, consult a qualified electrician or maintenance personnel. Do not arbitrarily modify the plugs provided with the product.
- ❗ If the power plug is damaged or falls into water, do not operate this product. Please contact customer service promptly for a solution.
- ❗ Be sure to use the original power adapter. Do not privately replace any parts of this mattress. Randomly replacing parts or accessories can create unnecessary danger, possibly leading to irreparable damage or safety risks.
- ❗ Do not lay excessively thick mattresses or similar items on this product, as it may affect the adaptive adjustment function.
- ❗ Disconnect the power when the product is not in use for an extended period.

### Usage and Maintenance Cautions

- ❗ Place the mattress right side up, horizontally on a regular bed frame or Oval Home's exclusive bed frame.
- ❗ Do not use the mattress upside down, as it will not perform optimally.
- ❗ According to spinal health care recommendations, the mattress can provide the best spinal support for 1-2 adults while lying on their back or side.
- ❗ The mattress is not waterproof. If needed, it can be used in conjunction with other waterproof materials that do not affect the mattress's function.
- ❗ The mattress contains materials like memory foam, horsehair, wool, etc., and should not be forcefully pulled, dragged, or pushed to avoid shortening its lifespan.
- ❗ Avoid pressing heavily on the mattress or placing heavy objects on it to prevent deformation.
- ❗ Do not apply external force to the product (such as gripping, pulling, twisting, or puncturing with sharp objects) or excessively bend or fold the mattress to

- ! avoid damaging its surface and internal structure.
- ! Avoid spilling liquids (like water, beverages, cleaning agents, etc.) on the mattress, as it can affect the mattress's performance, cause mold growth, or create electrical hazards.
- ! Avoid exposure to direct sunlight or high-energy lights to prevent localized discoloration, fading, or deformation.
- ! Avoid outdoor use; store in a normal temperature, non-corrosive gas environment with good ventilation.
- ! Do not jump or engage in vigorous activities on the mattress to avoid damaging its structure or causing accidental falls and injuries.
- ! Due to the nature of the composite materials, they will gradually soften and adapt to the body until reaching an optimal state when initially used.
- ! To ensure the performance and experience of this mattress, please use it strictly according to the instructions in this manual. Do not use unauthorized accessories or open the mattress or its control box or adapter. Unauthorized tampering or replacements will void the warranty.
- ! Do not place the product near high-temperature objects (like hairdryers, heaters, irons, etc.) or low-temperature items (like dry ice) to avoid deformation.
- ! Do not place the mattress near open flames, burning objects, or high-temperature objects. Do not smoke, light candles, or use open flames on the mattress. Avoid using uncertified electrical devices on the mattress to prevent heat damage or even a fire hazard.
- ! Keep plugs and sockets away from children and pets. When children, disabled persons, or pets are on the mattress, adult supervision and accompaniment are necessary.
- ! Do not leave infants unattended on the mattress. Use under parental supervision, and avoid direct infant contact with the mattress surface to reduce the risk of suffocation. It's recommended to use in conjunction with a baby bed placed on the mattress surface.
- ! Do not plug or unplug the power cord with wet hands, and disconnect the power before cleaning.
- ! For regular maintenance and cleaning of the mattress, please follow the care instructions and guidelines. For more details, refer to the "Maintenance



Instructions" manual.

- ! Avoid using the product in humid environments. Maintain indoor ventilation and normal humidity levels to prevent the mattress from becoming damp, which can affect the user experience.
- ! If the mattress is kept indoors for an extended period or becomes damp, maintain indoor ventilation or contact after-sales service for regular maintenance.
- ! Do not perform actions like cardiopulmonary resuscitation on the product, as it disperses pressure and may lead to inadequate implementation of such measures.
- ! The Oval Home Adaptive Spinal Care Mattress is strictly designed for home use. This product is intended only for home/residential use and should not be used as a substitute for medical equipment.

## 02 Product Specifications

Product Name	Oval Home Adaptive Spinal Care Mattress
Model	M1/M1 PRO
Overall Weight	68kg
Mattress Part	
Color	Blue
Dimensions (mm)	1500mm/1800mm*2000mm*300mm
Fabric	Woven fabric, Evlon anti-mite fabric
Comfort Layer Thickness	70mm
Comfort Layer Material	Wool quilting cotton, memory foam, horsehair, sponge
Certifications	European Patent (anti-mite), OEKO-TEX 100, ECARFD Five-Star Protection, BV-A Class Certification
Electrical Part	
Color	Deep Space Grey
Dimensions (mm)	720*230*150
Weight	11.11kg
Rated Input	Input: 100-240V~50/60Hz 2.5A    MAX Output: 12V $\overline{\text{---}}$ 5A
Bluetooth	Version: Bluetooth 4.2 Protocol: IEEE 802.15.1
Interface	1* Power interface; 1* Light strip interface
Light Strip	5.8m COB
Certifications	CE/FCC/RoHS/CCC/SRRC
Supported Systems	IOS7.0+ /Android 4.0+
Environment	Operating Temperature: -20°C ~55°C
	Storage Temperature: -40°C ~75°C
	Operating Humidity: 10%~90% non-condensing
	Storage Temperature: 5%~90%non-condensing

Hazardous Substance Table						
Hazardous Substances	Lead (Pb)	Mercury (Hg)	Cadmium (Cd)	Hexavalent Chromium (Cr(VI))	Polybrominated Biphenyls (PBB)	Polybrominated Diphenyl Ethers (PBDE)
Circuit Board	×	○	○	○	○	○
Structural Component	○	○	○	○	○	○
Shell	○	○	○	○	○	○
Power Supply	×	○	○	○	○	○
Interface Cable	×	○	○	○	○	○
Accessories	○	○	○	○	○	○

This table conforms to SJ/T 11364 standard labeling.

○ : Indicates that the hazardous substance contained in all the homogeneous materials for this part is below the limit as specified in GB/T 26572 and therefore is safe.

×: Indicates that at least one of the homogeneous materials used for this part contains the hazardous substance above the limit as specified in GB/T 26572, and it is beyond the application scope or exempted from requirements. For such cases, the nature of the exemption for the hazardous substance is described in the "Hazardous Substances and Elements Exemption Details" section of this document, which complies with the ROHS directive.

## 03 Component List

Before opening the packaging, please check that the product's packaging is intact. After unboxing, check the mattress for any damage or knocks and ensure all components are complete. Before discarding the packaging, carefully check that all the following parts have been completely removed to avoid loss

- |  |                       |
|--|-----------------------|
| 1. Oval Home Adaptive Spinal Care Mattress | 5. Document Bag       |
| 2. Power Adapter                           | 6. Maintenance Manual |
| 3. M1 Product User manual                  | 7. Envelope           |
| 4. User Operation Quick Guide              | 8. Thank You Card     |

### Mattress



Mattress \*1

### Accessories



Maintenance Instructions \*1



Thank You Card \*1



User manual\*1



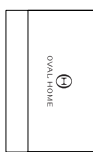
Adapter Power Cord \*1



Quick Guide \*1



Envelope \*1



Document Bag \*1



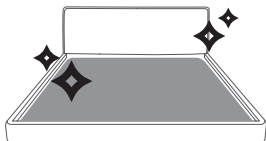
Adapter \*1

## 04 Installation Instructions

Before installing the Oval Home Adaptive Mattress, please ensure you have chosen a suitable location for the mattress. Follow these steps for installation:

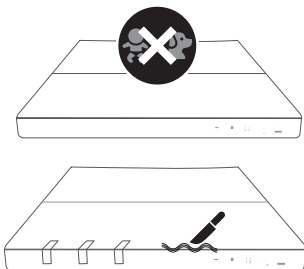
### 1. Preparation

- Clear the workspace in the room where the mattress will be placed, ensuring there are no obstructions.
- If you already have a bed frame, place it at the mattress installation location.



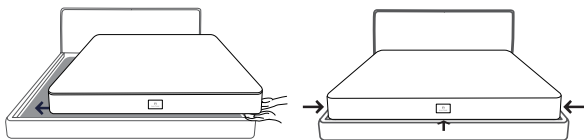
### 2. Opening the Packaging

- When opening the Oval Home packaging, keep pets and infants away to avoid injury.
- When opening the mattress packaging, carefully use knives or scissors to avoid damaging the mattress.
- For transportation protection, we vacuum compress the mattress. After opening the packaging, the mattress will expand within XX minutes but can still be used normally before it fully expands.



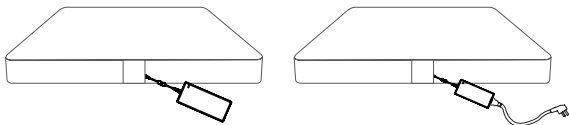
### 3. Button Installation

- The Oval Home button should be installed in the designated position with its flex cable properly aligned.
- After the Oval Home button is installed, ensure that the function of the button and its flex cable are not affected. Check that the flex cable is not pinched or damaged during installation.



### 4. Screen Connection Check

- Connect the screen flex cable.
- Make sure the screen flex cable is connected to the corresponding connector properly.
- Do not force the screen flex cable into the connector.
- Ensure that the screen flex cable does not fold excessively or become pinched.



### 5. Function Test before Installation

- Before the final installation, conduct a function test with the screen temporarily connected to ensure all functions operate correctly. During the test, make sure that all functions are normal, and there are no abnormal phenomena.

### 6. Final Installation Confirmation

- After confirming that all functions are normal, proceed with the final installation of the screen. Remember to install the Oval Home button in its designated position following the correct method of installation.

## 05 Usage Instructions

### Mattress Usage Instructions

First, connect the power. The first time you use it, wait for the adaptive spinal care system to self-check, which takes about 15 minutes. After the self-check is complete, you can start your sleep experience.

### App Operation Instructions

To get a more personalized sleep experience and understand your sleep situation, turn on your mobile phone's Bluetooth and follow these steps:

1. You may already have the Oval Home app. If not, download it from the app store (attach app download QR code for scanning).

2. Log in to your Oval Home account and pair your mobile device.

- Tap the app to start Oval Home and choose a way to register an account.
- After successful account registration, you will automatically log in. Then, you can go to [Main Page - Device] and tap "Add Device" in the top right corner.
- Ensure your phone's Bluetooth is turned on and close to the device for connection.

3. Pair and add members in the Oval Home app.

- Choose "Oval Home Adaptive Spinal Care Mattress" for pairing and connection. Once connected, you can configure the device and view data. If it shows <Connection Failed>, check if your phone's Bluetooth and the device are both on, then tap "Reconnect" or "Device Connection Help" for more support.
- You can choose to bind usage members for a better experience. Here's how:
- Tap "Oval Home Adaptive Spinal Care Mattress >" or the last tab "My" in the family member section - "Add Member" to add users.

4. More Oval Home features are available for your use.

- On the homepage, tap "Oval Home Adaptive Spinal Care Mattress >" to use features like "Sleep Overview," "Adaptive Spinal Support," "One-Click Leg Lift," "Optical Bed Awakening," etc.
- Tap "Sleep Overview" to view sleep patterns by day, month, week, or year and get sleep information.
- Tap "Adaptive Spinal Support" to enjoy the best lying experience and view real-time spinal care. You can adjust the parameters for the back, waist, hips, and legs according to personal preference and define the support height; you can also reset with one click to return the bed to its initial state.
- Tap "One-Click Leg Lift" to raise the leg part of the mattress, providing a comfortable sleeping posture, promoting blood circulation, relieving pressure, and relaxing muscles. This function is particularly suitable for those who need to elevate their legs or find a specific position to alleviate discomfort.
- Tap "Optical Bed Awakening" to enable the sunrise wake-up feature, the first light given by the mattress after a good sleep.
- Tap the "Data" tab at the bottom of the home page to view more detailed sleep data for each added member by clicking on the ">" to the right of their avatar.
- Tap the "Mine" tab at the bottom of the home page to view various messages, and tap "Settings" to choose your preferences.

## 06 Environmental Recycling

1. When you need to switch from your original mattress to our product, we can offer you a free old mattress recycling service. If your old mattress is one of our products, it can also be used as a credit towards part of the purchase cost of our product.

2. If you need to recycle your other mattresses, you can also contact us or a specialized bulky waste recycling and cleaning company for recycling. Proper disposal of old products helps prevent potential negative impacts on the environment and human health. Let's work together for environmental protection!



## 07 Frequently Asked Questions

**Q: Can the mattress be used with an adjustable bed frame?**

A: Although most mattresses can be universally used, there may be compatibility issues between different brands and models. To ensure your purchase meets your needs, we strongly recommend consulting our customer service team, professional sales personnel, or manufacturer's recommendations and guidelines before buying a mattress and bed frame. They will provide professional advice and help you select the most suitable mattress and bed frame combination for perfect compatibility.

**Q: How do I know if the mattress is working properly?**

A: Once you connect the mattress to power, the control system will begin to operate. You can be assured of the intelligence and thoughtfulness of the mattress. Aside from a 15-minute waiting period during the first use, when you lie on the mattress afterward, the control system will immediately detect your presence and begin working silently. Within about 10 seconds, your body will gradually feel the activation of the dynamic magic blocks, which will rise or fall gently according to your body's curves, providing support suitable for your body type and posture. When you leave the mattress, it will stop working to save energy and ensure your safety.

**Q: Will I hear the Oval Home Adaptive Spinal Care Mattress working while I sleep?**

A: The Oval Home Adaptive Spinal Care Mattress uses an advanced noise-reducing air pump structure to provide a quiet sleep environment. We focus on details and quality, aiming to eliminate noise and ensure silent operation of the mattress. With innovative noise reduction technology, we have successfully reduced the noise produced by the air pump operation, allowing you to enjoy tranquility and peace in the silent night. You can sleep peacefully without noise disturbance, enjoying the quiet atmosphere and serenity of your surroundings.

**Q: Can I use the mattress if I accidentally injure myself?**

A: Please note that the Oval Home Adaptive Spinal Care Mattress is designed to provide comfort and support, but it is not a substitute for medical care or treatment. If you have an injury, you should

**Q: What impact will there be on the mattress if the power is cut off?**

A: The Oval Home adaptive spinal care mattress possesses advanced adaptive spinal support functions and an optical awakening feature, both of which are powered by electricity. When there is a power outage, the Oval Home adaptive spinal care mattress can still be used as a traditional mattress, providing you with a fundamentally comfortable sleeping environment. The Oval Home adaptive spinal care mattress still boasts high-quality materials and structure, offering excellent support and cushioning effects, allowing you to enjoy comfortable and peaceful sleep.

**Q: What is the purpose of the one-touch leg lifting function?**

A: The one-touch leg lifting feature of the Oval Home adaptive spinal care mattress provides support to the body, improves blood circulation, reduces pressure, and allows users to enjoy a more comfortable and relaxed sleep environment.

## Warranty Card

### Quality Assurance and After-Sales Service

Dear Customer,

Thank you for purchasing an Oval Home product. To protect your rights, please keep this warranty card safe.

This warranty card provides you with the following services:

#### 1. Quality Assurance:

We guarantee that our products meet national standards and industry regulations. If there are any quality issues, we will replace or repair the product free of charge, with a validity period of three years.

Please note that this warranty card is only applicable to genuine products purchased through official channels. If you discover any counterfeit, imitation, or illegal sales activities, please report them to us promptly. We will pursue legal responsibilities according to the law.

#### 2. This warranty card does not apply to the following situations:

- Damage or malfunction caused by human factors, misuse, modification, or failure to use the product according to the instructions in the manual.
- Damage or malfunction caused by force majeure or natural disasters.
- Faults or damage caused by repairs or the replacement of parts by a third party not authorized by us.
- Issues that occur beyond the warranty period.

### Customer Information

Name: \_\_\_\_\_

Contact Number: \_\_\_\_\_

Email Address: \_\_\_\_\_

Address: \_\_\_\_\_

Postal Code: \_\_\_\_\_

### Product Information

Product Name: \_\_\_\_\_

Product Model: \_\_\_\_\_

Product Serial Number: \_\_\_\_\_

### Dealer Information

Dealer Name: \_\_\_\_\_

Contact Number: \_\_\_\_\_

Email Address: \_\_\_\_\_

Address: \_\_\_\_\_

Postal Code: \_\_\_\_\_

Delivery Ticket Number: \_\_\_\_\_

Date of Purchase: \_\_\_\_\_

### Warranty Details

Warranty Provider: \_\_\_\_\_

Contact Number: \_\_\_\_\_

Email Address: \_\_\_\_\_

Address: \_\_\_\_\_

Postal Code: \_\_\_\_\_

Warranty Record: \_\_\_\_\_

Warranty Duration: \_\_\_\_\_

We sincerely hope that you enjoy our products and services. If you have any comments or feedback, please feel free to contact us. We will continue to improve and perfect our offerings to provide you with a superior experience. Thank you again for your support and trust!

# FCC

Any changes or modifications not expressly approved by the party responsible for compliance could void the user's authority to operate the equipment.

This device complies with Part 15 of the FCC Rules. Operation is subject to the following two conditions:

- (1) this device may not cause harmful interference, and
- (2) this device must accept any interference received, including interference that may cause undesired operation.

This transmitter must not be co-located or operating in conjunction with any other antenna or transmitter.

Note: This equipment has been tested and found to comply with the limits for a Class B digital device, pursuant to Part 15 of the FCC Rules. These limits are designed to provide reasonable protection against harmful interference in a residential installation. This equipment generates, uses, and can radiate radio frequency energy, and if not installed and used in accordance with the instructions, may cause harmful interference to radio communications. However, there is no guarantee that interference will not occur in a particular installation. If this equipment does cause harmful interference to radio or television reception, which can be determined by turning the equipment off and on, the user is encouraged to try to correct the interference by one or more of the following measures:

- Reorient or relocate the receiving antenna.
- Increase the separation between the equipment and receiver.
- Connect the equipment into an outlet on a circuit different from that to which the receiver is connected.
- Consult the dealer or an experienced radio/TV technician for help.

The device has been evaluated to meet general RF exposure requirement. The device can be used in portable exposure condition without restriction.





## Technical Support

If you encounter any problems during use, please call our service hotline or contact the official WeChat service account, Oval Home. Our technical support experts will answer your questions. Service hotline: 400-X00-XXXX Official WeChat service account: Oval Home

You can also visit the Oval Home official website at [www.OXXXXXXX.com](http://www.OXXXXXXX.com) for online help, tutorial videos, electronic instruction manuals, and other useful information.