R75Pro 说明书折页：128g双铜四色印刷

正面

尺寸: 285X620 毫米

ROYAL KLUDGE

R75Pro MECHANICAL KEYBOARD



FCC WARNING:

This device complies with part 15 of the FCC Rules. Operation is subject to the following two conditions: (1) This device may not cause harmful interference, and (2) this device must accept any interference received, including interference that may cause undesired operation. Any Changes or modifications not expressly approved by the party responsible for compliance could void the user's authority to operate the equipment

Note: This equipment has been tested and found to comply with the limits for a Class B digital device, pounsuant to part 15 of the FCC Rules. These limits are designed to provide reasonable protection against harmful interference in a residential installation. This equipment generates uses and can radiate radio frequency energy and, if not installed and used in accordance with the instructions, may cause harmful interference to radio communications. However, there is no guarantee that interference wil not occur in a particular installation.

If this equipment does cause harmful interference to radio or television reception, which can be determined by turning the equipment off and on, the user is encouraged to try to correct the interference by one or more of the following measures:

- Recorient or relocate the receiving antenna.
- Increase the separation between the equipment and receiver.
- Connect the equipment into an outlet on a circuit different from that to which the receiver is connected.
- Consult the dealer or an experienced radio/TV technician for help.

The device has been evaluated to meet general RF exposure requirement. The device can be used in portable exposure condition without restriction.

WHEN USING A KEYBOARD:

1.Maintain proper posture and avoid excessive force on the keys.
2.Take regular breaks to prevent hand fatigue.
3.Clean the keyboard regularly to remove dust and dirt.
4.Avoid exposing the keyboard to liquids.
5.Keep the keyboard in a suitable environment, free from extreme temperatures or humidity.

Remember these tips for a comfortable and durable keyboard experience.

WARRANTY 12 MONTHS WARRANTY

GUARANTEE
Non-human damage
12-month warranty

PRODUCT BASIC

Manual	Switch and Keycaps Puller	Keyboard	USB Type-c cable	2.4G Dongle
Size	Backlight	Version	Layout	Switch
323(L)×142.3(W)×41.63(H)±2	Monochrome/RGB	USB/2.4G/BT	80keys	Mechanical switches

WIRED MODE

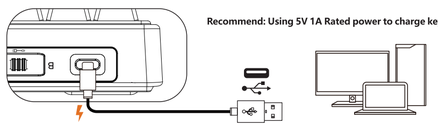

Recommend: Using 5V 1A Rated power to charge keyboard

INDICATOR LIGHTS/KNOB FUNCTION

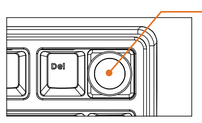

KNOB FUNCTION

Pluggable knob (can be used instead of Eed key)

- Clockwise: Volume+
- Anticlockwise: Volume-
- Press: Mute

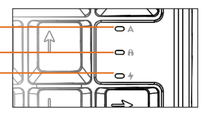

Caps Lock
WIN Lock
Charging Indicator: On WhileCharging, Off When Full.

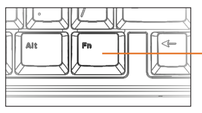

Fn blinks at low voltage

BT CONNECTIVITY

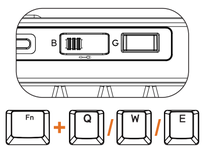

Place the switch to "B" side.

Short press Fn+Q/W/E to change BT channel.

Long press Fn+Q/W/E entry pairing mode.

Turn on the bluetooth of computer/phone/other devices, find and link to the keyboard whose name on the list shows as R75Pro.

2.4G CONNECTIVITY

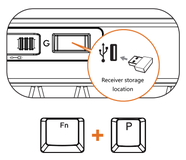

Place the switch to "G" side.

Short press Fn+P to change 2.4 channel.

If the P key flickers slowly, it indicates that your device is successfully linked to the computer. (Kinder reminder: The receiver is factory paired and does not need to bepaired again.)

BATTERY REMINDER

In BT 2.4G mode, Press and hold Fn+Enter toview the batteryevelindicator

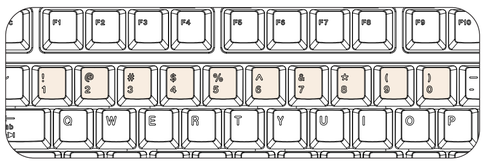

For Example:

The backlight is bright, indicating that the keyboard is 10% of the power at this time

The backlight is on at the same time, indicating that thekeyboard is 20% of the power at this time

Similarly

The backlight is on at the same time, indicating that thekeyboard power is 100% at this time

DFU MODE

There are two methods to enter dfu mode (development Firmware upgrade) on the keyboard:

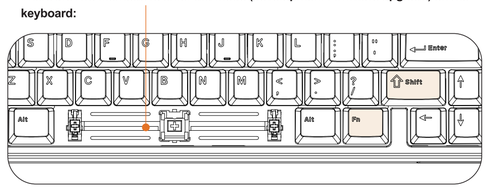

Right Shift

Fn + Shift + Esc

Method 1: Press and hold the switch located under the space bar, and then connect the keyboard to the computer.

Method 2: Connect the keyboard to the computer first, and then simultaneously short press Fn + Right Shift + Esc.

These methods allow you to activate the DFU mode on the keyboard, enabling firmware upgrades and development functionalities.

The keyboard can support VIA drivers: https: /usevia.app/

BACKLIGHT CONTROL

In USB mode, the backlight brightness is brightest by default
In wireless mode, the backlight is slightly dimmer by default

- Fn + ↑ Backlight Brightness +
- Fn + ← Backlight Speed -
- Fn + ↓ Backlight Brightness -
- Fn + → Backlight Speed +
- Fn + \ Backlight Mode Switching
- Fn + , Backlight Monochrome Switching
- Fn + Win Windows Lock
- Fn + B Switch between six-key rollover and full-key rollover
- Fn + Press And Hold For Three Seconds To Restore Factory Settings

SECONDAEY COMBINATION FUNCTION KEYS

- Fn + A Switch to windows system
- Fn + PgUp Pause
- Fn + S Switch to mac system
- Fn + PgDn End
- Fn + Del Scrlk
- Fn +] } Ins
- Fn + Home Prtsc

反面

尺寸: 285X620 毫米

ROYAL KLUDGE

R75Pro MECHANICAL KEYBOARD



ISED STATEMENT:

English: This device contains licence-exempt transmitter(s)/receiver(s) that comply with Innovation, Science and Economic Development Canada's licence-exempt RSS(s). Operation is subject to the following two conditions:
(1) This device may not cause interference.
(2) This device must accept any interference, including interference that may cause undesired operation of the device.
The digital apparatus complies with Canadian CAN ICES-3 (B)/NMB-3(B)
French: Cet appareil contient des émetteurs/récepteurs exempts de licence qui sont conformes aux RSS exempts de licence d'Innovation, Sciences et Développement économique Canada.
L'exploitation est soumise aux deux conditions suivantes
(1) Cet appareil ne doit pas provoquer d'interférences.
(2) Cet appareil doit accepter toute interférence, y compris les interférences susceptibles de provoquer un fonctionnement indésirable de l'appareil.

l'appareil numérique du ciem conforme canadien peut - 3 (b) / nmb - 3 (b).
This device meets the exemption from the routine evaluation limits in section 2.5 of RSS 102 and compliance with RSS 102 RF exposure, users can obtain Canadian information on RF exposure and compliance.cet appareil est conforme à l'exemption des limites d'évaluation courante dans la section 2.5 du rss 102 et conformiqe avec rss 102 de l'exposition aux rf, les utilisateurs peuvent obtenir des renseignements canadiens sur l'exposition aux champs rf et la conformité.
The device set meets the Canadian RF exposure limits set forth for an uncontrolled environment.Cet équipement est conforme aux limites d'exposition aux rayonnements du Canada établies pour un environnement non contrôlé.

BATTERIES:

A warning that batteries (battery pack or batteries installed) shall not be exposed to excessive heat such as sunshine, fire or the light.
1) Replacement of a battery with an incorrect type that can defeat a safeguard;
2) Disposal of a battery into fire or a hot oven, or mechanically crushing or cutting of a battery, that can result in an explosion;
3) Leaving a battery in an extremely high temperature surrounding environment that can result in an explosion or the leakage of flammable liquid or gas;
4) A battery subjected to extremely low air pressure that may result in an explosion or the leakage of flammable liquid or gas.

WARRANTY 12 MONTHS WARRANTY

GUARANTEE
Non-human damage
12-month warranty

CUSTOM BACKLIGHT SET

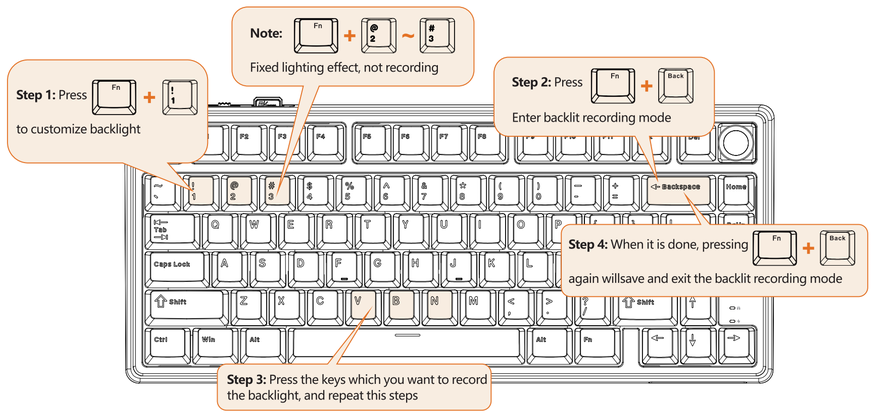

MULTIMEDIA KEYS FOR WINDOWS

Windows system(Fn + A: switch to Windows system)

Fn + F1 Computer	Fn + F2 Browser	Fn + F3 Mailbox	Fn + F4 Calculator	Fn + F5 Player	Fn + F6 Stop
Fn + F7 Last Song	Fn + F8 Play / Pause	Fn + F9 Next Song	Fn + F10 Mute	Fn + F11 Volume-	Fn + F12 Volume+

MULTIMEDIA KEYS FOR MAC

MAC system(Fn + S: switch to Mac system)

Fn + F1 Screen Brightness -	Fn + F2 Screen Brightness +	Fn + F5 Keyboard Backlight Brightness -	Fn + F6 Keyboard Backlight Brightness +	Fn + F7 Last Song	Fn + F8 Play / Pause
Fn + F9 Next Song	Fn + F10 Mute	Fn + F11 Volume-	Fn + F12 Volume+		

Have an issue with one of our RK products?

Feel free to contact us with any product issues or questions.
We will reply as quickly as possible to ensure all your needs are handled.
For better technical support, please contact rkgaming@rkgaming.com

ROYAL KLUDGE

Executive standard:GB/T 14081-2010
Made in China www.rkgaming.com
Download Driver Address: www.rkgaming.com/Download/1/
166-85201-01