

fancii

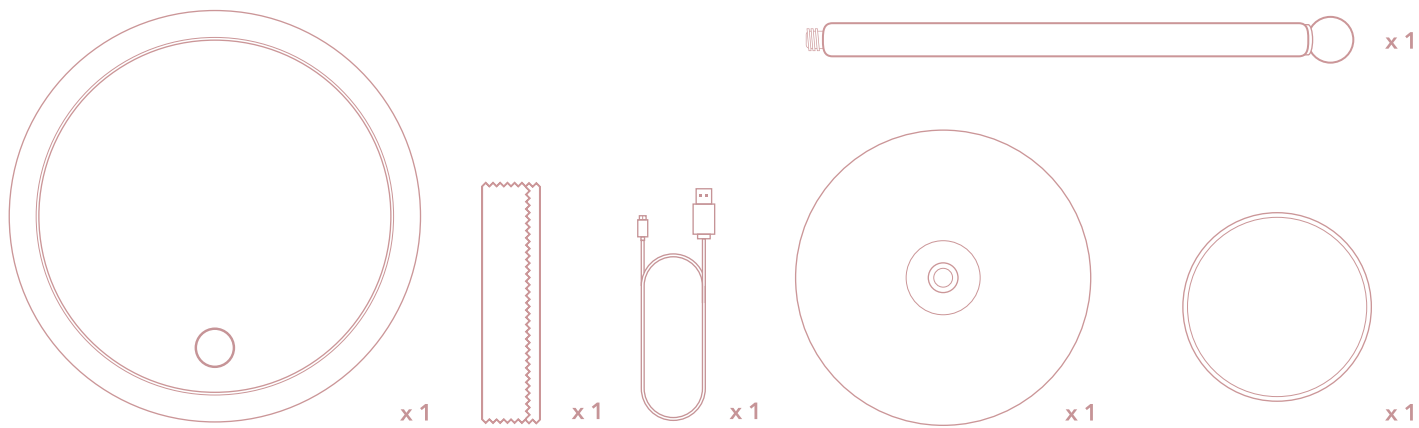
*Come find us on*



#FanciiAF @FanciiCo

**NALA**

CONTENTS



FEATURES

**Three Dimmable Lights** / Choose from soft warm, neutral white, and natural daylight. These 3 dimmable light settings simulate day, evening, and home, so you can look good wherever you are.

**Detachable** / Nala effortlessly detaches from its stand thanks to the powerful magnetic ball joint. Use it as a hand-held mirror or as a vanity, whichever suits your beauty needs best.

**Eco-Friendly Power** / Nala is designed with a rechargeable battery to reduce waste, save power, and save you money on expensive replacement batteries.

**10X Attachment** / Nala comes with an additional 10X magnifying mirror! Never miss a detail again when you use these two mirrors in your beauty routine.

LIGHTS

**Light 1 - Soft White** / Perfect for creating a makeup look for an evening occasion like a date night.

**Light 2 - Natural Daylight** / All-round ideal light for daytime makeup as it simulate natural daylight.

**Light 3 - Neutral White** / True neutral white (no red or blue hues), use this setting to get photo- ready.

LET’S BEGIN

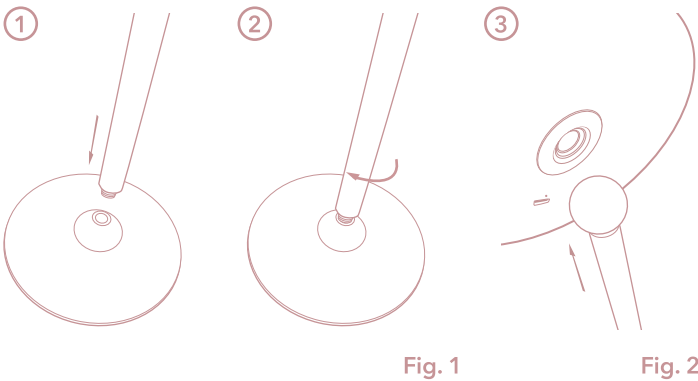
ASSEMBLE

- 1 / Nala requires the stand to be assembled before use. Take the pole and screw it clockwise, into the base until it won’t turn anymore (See Fig. 1).
- 2 / The main mirror connects to the magnetic ball on the top of the stand and will click into place once it’s attached (See Fig. 2). The mirror can be detached by firmly pulling the mirror and stand apart.
- 3 / To use the 10X magnifying mirror attachment, place it on the surface of the main mirror in the center. The attachment mirror is also magnetic and **will only attach in the center**, not on the edge near the lights.

POWERING UP

- 1 / You can either plug Nala into a reliable power source (such as a computer or USB adapter), or you can use it without the USB, just ensure the battery has been charged to its fullest (see Stay Powered to read how).
- 2 / Turn the LED lights on by tapping the **main power button** on the front of the mirror.
- 3 / Nala has three different LED light options. To cycle through the different light settings tap the **main power button** on the front of the mirror until you find your desired light temperature.
- 4 / To brighten or dim the light hold your finger down on the **main power button** until you reach your desired brightness.

ASSEMBLY



- 5 / The lights will switch off on the fourth (4) tap of the **main power button**.

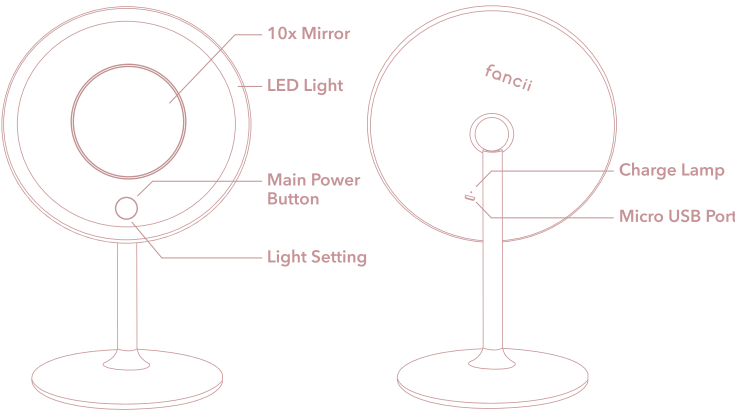
STAY POWERED

- 1 / Use the USB cord provided to charge the battery.
- 2 / You will find the **Micro USB Port** located on the back of the mirror. Attach the USB cable and connect the other end to a power source. The battery takes approximately 1.5 hour to fully charge and 5 hours of usage.
- 3 / When charging the light on the back of Nala will glow red when fully charged it will glow green.

WARNINGS

- 1 / Keep this product away from young children and pets.
- 2 / The mirror is not waterproof. To protect against electrical hazards, do not use in the bath or shower.
- 3 / Do not place the mirror in direct sunlight. Reflection of direct sunlight by the mirror could cause a fire.
- 4 / Use this mirror only for its intended purpose.
- 5 / This product contains glass and may shatter if dropped. Handle with care.
- 6 / Batteries should be recycled or disposed of as per state or local guidelines.

MIRROR FUNCTIONS



BATTERY DISPOSAL

Note: Opening and disassembling the device will void its warranty. The process is not reversible.

This action must only be undertaken when the device is ready to be disposed of.

All batteries should be recycled or disposed of as per state or local guidelines, and should not be thrown away in household waste. To remove the battery, cut open the silicone plastic shell and carefully remove the lithium battery. Wear gloves during this process for your safety. Do not dispose of in a fire as the battery will likely explode and cause injury.

HERE TO HELP

We pride ourselves on providing premium beauty tools which is why all of our products are backed by a 24-month warranty. If you have any questions or need further assistance, you can send us an email, connect with us on Live Chat or give us a call! Our friendly support team is here to help.

1-800-285-0183 support@fancii.com Live online chat at: fancii.com

Pour l’enseignement en français, veuillez visiter:  
Für Deutschunterricht besuchen Sie bitte  
Per istruzioni in italiano, visitare  
Para la instrucción de español, visite manuals.fancii.com