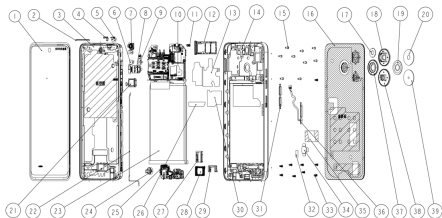


TECNO

SPARK Go 2024

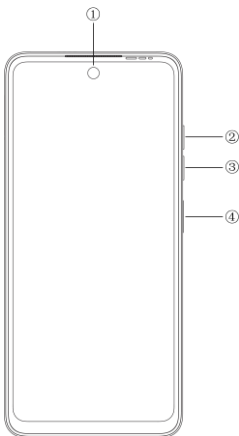
User Manual

Explosion diagram specification



1	FL(CTP+LCM)	2	REC DECO
3	F HSG ASM	4	F FLASH HOOD
5	PS LENS	6	R CAM 8W AD
7	F CAM	8	R CAM 13M
9	R CAM 8W	10	PCBA MB
11	PS RUBBER	12	SIM CARD HOLDER
13	PCBA COPPER D	14	MI HOUSING
15	SCREW L3.5	16	BAT COVER ASM
17	R FLASHHOOD	18	R CAM DECO 13M
19	R FLASH LENS	20	R CAM 13M LENS
21	REC	22	RF CABLE
23	BATTERY	24	MOTOR LINEA
25	PCBA SUB	26	PCBA COPPER B
27	EARPHONE RUBBER	28	SPK
29	USB RUBBER	30	PCBA COPPER A
31	SIDE KEY	32	SPK CON CLOTH
33	SCREW L3.2	34	R CAM 13M CON FOAM
35	FP MYLAR	36	FP
37	R FLASH DECO	38	R CAM 8W DECO
39	R CAM 8W LENS		


Know your phone



1. Front camera
2. Volume + key
3. Volume - key
4. Power key & side fingerprint sensor

SIM/SD card installation

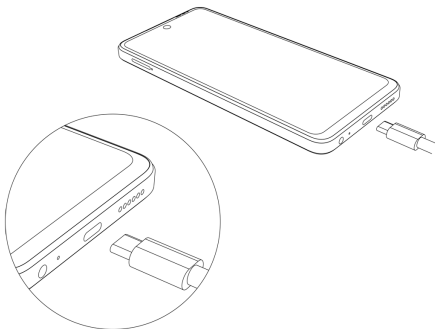
1. Power off mobile.
2. Refer to the following picture for SIM / SD card installation.



Charging the phone

You can charge your device using a charger or by connecting it to the computer using a USB cable (comes with the phone).

Use only TECNO charger and cables. Other chargers or cables may damage the device. This will invalidate your phone warranty.



FCC Caution

Labelling requirements.

This device complies with Part 15 of the FCC Rules. Operation is subject to the following two conditions:

- (1) This device may not cause harmful interference.
- (2) This device must accept any interference received, including interference that may cause undesired operation.

Information to user.

Any changes or modifications not expressly approved by the party responsible for compliance could void the user's authority to operate the equipment.

Information to the user.

Note: This equipment has been tested and found to comply with the limits for a Class B digital device, pursuant to part 15 of the FCC Rules. These limits are designed to provide reasonable protection against harmful interference in a residential installation. This equipment generates uses and can radiate radio frequency energy and, if not installed and used in accordance with the instructions, may cause harmful interference to radio communications. However, there is no guarantee that interference will not occur in a particular installation. If this equipment does cause harmful interference to radio or television reception, which can be determined by turning the equipment off and on, the user is encouraged to try to correct the interference by one or more of the following measures:

- Reorient or relocate the receiving antenna.
- Increase the separation between the equipment and receiver.
- Connect the equipment into an outlet on a circuit different from that to which the receiver is connected.
- Consult the dealer or an experienced radio/TV technician for help.

Specific Absorption Rate (SAR) information:

This mobile phone meets the government's requirements for

exposure to radio waves. The guidelines are based on standards that were developed by independent scientific organizations through periodic and thorough evaluation of scientific studies. The standards include a substantial safety margin designed to assure the safety of all persons regardless of age or health.

FCC RF Exposure Information and Statement The SAR limit of USA (FCC) is 1.6 W/kg averaged over one gram of tissue. Device types: BG6(FCC ID:2ADYY-BG6) has also been tested against this SAR limit. The highest SAR value reported under this standard during product certification for use at the ear is 1.23 W/kg and when properly worn on the body is 0.74 W/kg.

Body-worn Operation

This device was tested for typical body-worn operations. To comply with RF exposure requirements, a minimum separation distance of 1.0 cm must be maintained between the user's body and the handset, including the antenna. Third-party belt-clips, holsters, and similar accessories used by this device should not contain any metallic components. Body-worn accessories that do not meet these requirements may not comply with RF exposure requirements and should be avoided. Use only the supplied or an approved antenna.

TECNO

HiOS runs on Android™ OS.
Android is a trademark of Google LLC.