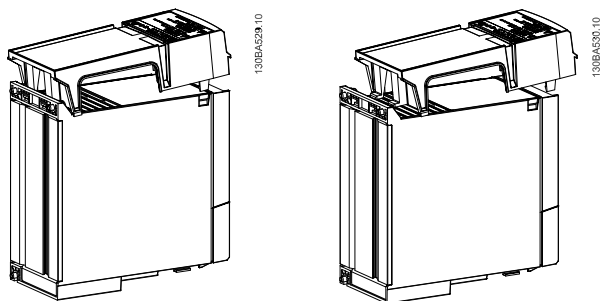


■ FC 51 IP21 Kit Mounting Instruction

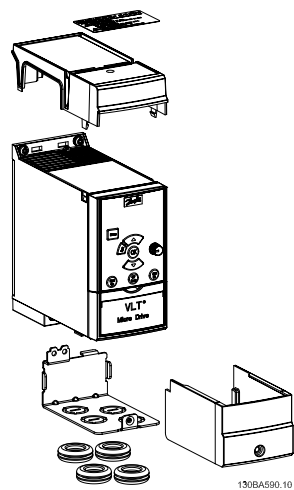
Step 1

Fit top cover on drive



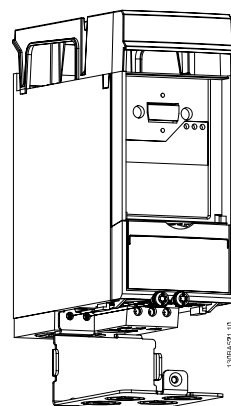
Step 2

Remove knockouts on metal plate and fit rubber gromets.



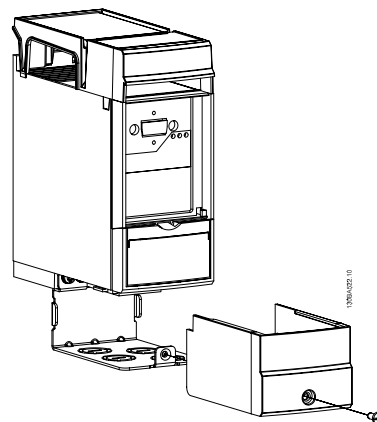
Step 3

Mount metal plate on drive and tighten screws.
Tightening torque: 2 Nm



Step 4

Fit bottom cover on drive and tighten screw.



Danfoss can accept no responsibility for possible errors in catalogues, brochures and other printed material. Danfoss reserves the right to alter its products without notice. This also applies to products already on order provided that such alterations can be made without subsequential changes being necessary in specifications already agreed. All trademarks in this material are property of the respective companies. Danfoss and the Danfoss logotype are trademarks of Danfoss A/S. All rights reserved.

