



# Slide Compound Miter Saw LS1110F 255 - 260 mm (10 - 10-1/4")



LED job light with cut line guide function




\*Max cutting width:  
**310 mm**

\*Max cutting height:  
**91 mm**

\*with 260mm (10-1/4") saw blade

LED job light with cut line guide function

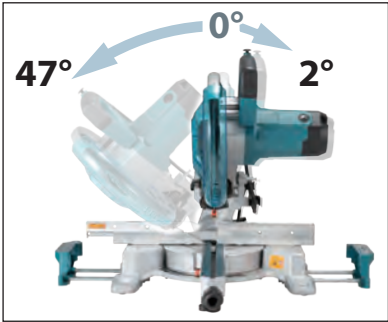



LED job light casts a shadow of the saw blade onto the workpiece as an exact cutting line. By aligning the shadow with the ink line on the workpiece, you can make an exact cut.

Bevel range of 47° left and 2° right

Easy bevel angle change from 45° to 47° left and from 0° to 2° right with simple operation of a push-button

Lever (for bevel angle)




Carrying handle for easy transportation to job site

Soft grip

Sub base can be pulled out for more stable cutting of wide workpiece.

Slide style sub fence



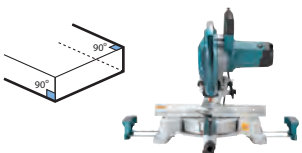
Miter range of 47° left and 47° right



Cutting capacity (height x width)

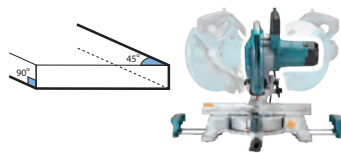
with 260mm (10-1/4") saw blade

Cross Cut




Miter 0°	91 x 310 mm
Bevel 0°	(3-5/8 x 12-1/4")

Miter Cut (left & right)



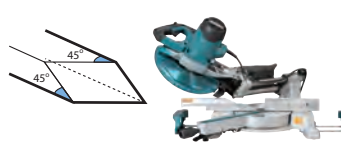
Miter 45° left / right	91 x 220mm
Bevel 0°	(3-5/8 x 8-5/8")

Bevel Cut (left & right)



Miter 0°	50 x 310mm
Bevel 45° left	(2 x 12-1/4")
Miter 0°	85 x 310mm
Bevel 2° right	(3-3/8 x 12-1/4")

Compound Cut



Miter 45° left / right	50 x 220mm
Bevel 45° left	(2 x 8-5/8")

Accessories

Miter Saw Stand WST06



Slide Compound Miter Saw

LS1110F 255 - 260 mm (10 - 10-1/4")

Double Insulation	Continuous rating Input	1,450W
Brake	Wheel diameter	255 - 260 mm (10 - 10-1/4")
Soft Start	Bevel angle	Left: 47° / Right: 2°
Dust Collection	Miter angle	Left: 47° / Right: 47°
Built-in Job Light	No load speed (RPM)	4,500 min <sup>-1</sup>
	Sound pressure level	91 dB (A)
	Sound power level	102 dB (A)
	Dimensions	745 x 497 x 565 mm
	(L x W x H)	(29-1/4 x 19-1/2 x 22-1/4")
	Net weight	16.4 kg (36.2 lbs.)
	Power supply cord	2.0 m (6.6 ft)

Standard Equipment : TCT saw blade, Vertical vise, Dust bag, Hex wrench

Weight according to EPTA-Procedure 01/2014  
Items of standard equipment and specifications may vary by country or area.

Makita Corporation

3-11-8 Sumiyoshi-cho, Anjo, Aichi, 446-8502 Japan

PRINTED IN JAPAN 202312