



2025 VENTILATION

CATALOGUE

Welcome to the Mercator 2025 Ventilation Catalogue

For over 60 years, Mercator has been a trusted leader in the air movement industry, continuously innovating and evolving to provide customers with the best solutions for their homes and businesses. This Ventilation Catalogue marks a continuation of that legacy, showcasing our dedication to superior quality, cutting-edge technology, and captivating design.

We understand the profound impact that air quality and temperature have on well-being and productivity, and we are driven by a passion to create environments that are both comfortable and stylish.

Every Mercator product is meticulously crafted with the highest quality materials and features state-of-the-art technology. We prioritise energy efficiency and sustainable practices, ensuring that our products are not only effective but also environmentally responsible.

Our commitment extends beyond product quality. We offer comprehensive merchandising solutions and exceptional customer service to support your business. Our knowledgeable team is always available to answer your questions and provide expert advice, ensuring you find the perfect air movement and heating solutions for your specific needs.

Embrace the legacy of innovation and comfort with the Mercator Ventilation Catalogue. Discover the ideal air solutions and heating options to elevate your space and enhance your well-being.



Sales Order Hotlines

● 1300 552 255

● 1300 552 256

General & Accounts Enquiries

VIC Head Office

VIC Showroom

Mercator Pty Ltd
Caribbean Park
36 Lakeview Drive
Scoresby VIC 3179

● 03 9302 6200

● 03 9302 6262

WWW.MERCATOR.COM.AU



General Information

All hard wired electrical products must be installed by a qualified electrician.

Measurements

All measurements within this manual are in millimetres and are designed to be used as a guide only. Measurements may vary slightly to those within this manual and may be modified for design or enhancement purposes.

Mercator reserves the right to cancel or change all products without any prior notice. EXT indicates the extension from the wall or ceiling to the outer edge of the product.

Images

Minor design changes or alterations may result in slight variations between the product shown in this catalogue and the final product.

CONTENTS

How To Keep A Room Well Ventilated	2
A Selection Guide	4
IP Ratings	5
Your Heating Choices - Heat Lamp vs PTC	6
BATHROOM HEATERS	8
Introducing the Mercator DC Exhaust Range	20
Why Choose A Mercator DC Exhaust Fan	21
EXHAUST FANS	22
Accessories	40
Index	42
Warranty & Technical Information	44





Exhaust Fans & Bathroom Heaters

Modern styles with superior performance
to suit the air movement need of any
bathroom, laundry or kitchen.



AIR EXTRACTION

LIGHT

HEAT

FAN

3 important factors determine how well an exhaust fan removes steam produced by showers/baths:

1 Extraction rate

Selecting the right extraction rate of an exhaust fan involves 3 simple steps:

Calculate the room size.

Example: Volume of a 2.5m x 2.0m x 2.4m rooms = 12m³

- 2 For reasonably good ventilation an exhaust fan must be capable of replacing the air in a room about 15 times per hour (15 ACH). However a prolonged hot shower on a cold day may warrant more frequent air changes per hour to help get rid of excessive moisture in the air. If required choose a larger ACH value (>20).

Example: Required ACH = 15 x 12 = 180m³/h

- 3 Choose an exhaust fan with extraction rate more than the required ACH.

Example: Required extraction rate (>180m³/h) = 200m³/h

Adequate cross ventilation

Getting a decent exhaust fan with sufficient air extraction rate alone does not guarantee that a room can be well ventilated. A little planning before fan installation is carried out goes a long way. To ensure that steam is effectively removed from bathroom, exhaust fan should be located, as far as practicable, opposite air intake openings so that cross breeze can traverse through the room.

Replenishment of exhaust air

Air discharged must be adequately replenished by fresh air from the outside.

Typical sources of air intake include opening under door, grille on door or window. If a room has insufficient avenues for air intake, an exhaust fan can be noticeably noisier and will barely extract air. Prolonged use of exhaust fan inside an air tight bathroom may shorten useful life of the motor.

The reasons above-mentioned account for most complaints relating to performance of a good exhaust fan. Other common factors affecting air extraction performance include wrinkled duct and restricted movement of self-closing draft stopper.

The impact of poor ventilation

Without adequate ventilation, stale air, moisture, and condensation can accumulate—gradually damaging building structures and creating unpleasant, uncomfortable, and unhealthy living conditions.

Poor ventilation allows humidity, steam, smoke, and odours from bathrooms, toilets, and kitchens to linger, making spaces feel damp and unwelcoming. Condensation forms when moist air meets cool surfaces like walls or windows, leading to mould growth, peeling paint or wallpaper, and even serious structural issues such as timber decay. These outcomes are all preventable with the right ventilation system and fan selection.

Ventilation Requirements Under the NCC - To comply with the National Construction Code (NCC), specific ventilation standards must be met in bathrooms, toilets, and other occupied spaces:

Clause F6D6

Any room occupied for any purpose (e.g. bathrooms, toilets, offices, laundries) must have:

- (a) Natural ventilation as per F6D7; or
- (b) Mechanical ventilation complying with AS 1668.2 and AS/NZS 3666.1

Clause F6D7 - Natural Ventilation

If using natural ventilation (F6D6), openings like windows or doors must:

Provide a ventilating area of at least 5% of the room's floor area, and open to an appropriate external space such as:

- (i) A court or open sky
- (ii) A verandah, carport, or similar
- (iii) An adjoining room that meets F6D8

Clause F8D4 - Exhaust Systems

For mechanical exhaust in kitchens, bathrooms, and laundries:

Must achieve a minimum flow rate of:

- 25 L/s for bathrooms or toilets
- 40 L/s for kitchens or laundries

Exhaust air must discharge directly to the outside, either via duct or shaft

If the system doesn't run continuously and the space lacks natural ventilation:

- It must be interlocked with the light switch, and
- Include a 10-minute run-on timer after the light is turned off

How to make the best choice for your space

A SELECTION GUIDE									
Room Type (Air Change/Hour)		Toilet (6-15 ACH)		Bathroom with Shower (15-20 ACH)			Domestic Kitchen (15-20 ACH)		
Room size in m ³ (Area x Ceiling Height)		SMALL (<7)	STANDARD (7-10)	SMALL (<12)	STANDARD (12-17)	LARGE (17-33)	SMALL (<10)	STANDARD (10-17)	LARGE (17-33)
AIR DELIVERY SUITABILITY	EXHAUST FAN	NOVALINE II 240	•	•	•	1+	1+	•	1+
		NOVALINE II 290	•	•	•	•	1+	•	1+
	EXHAUST FAN & LIGHT	EMELINE II 240	•	•	•	•	1+	•	1+
		EMELINE II 290	•	•	•	•	•	1+	1+
		REVOLINE 240	•	•	•	1+	1+	•	1+
		REVOLINE 290	•	•	•	•	1+	•	1+
		TURBOLINE II	•	•	•	•	•	•	•
		ACELINE	•	•	•	1+	1+	•	1+
		AFFINITY	•	•	•	•	•	•	1+
		SKYLINE	•	•	•	1+	1+	•	1+
		STARLINE	•	•	•	•	1+	•	1+
		STEADY	•	•	•	•	•	•	1+
		ZEALINE 255	•	•	•	•	1+	•	1+
		ZEALINE 300	•	•	•	•	•	•	1+
	3-IN-1 BATHROOM HEATER, EXHAUST & LIGHT	ARDENE DUO	•	•	•	1+	1+		
		ARDENE QUATTRO	•	•	•	1+	1+		
		MIDAS DUO	•	•	•	•	1+		
		MIDAS QUATTRO	•	•	•	•	1+		
		MERCURY	•	•	•	•	1+		
		MERCURY LITE	•	•	•	1+	1+		
		DOMINI	•	•	•	•	•		
		DOMINO				•	•		

* +1 Indicates more than one unit is ideal, or consider installing higher extraction model for efficient ventilation.

IP Rating stands for Ingress Protection Rating, defined by IEC standard 60529. It classifies the degree of protection provided by electrical enclosures against solid objects and liquids.

The format is: IPXY, where:

X = protection against solid objects (like dust)

Y = protection against liquids (like water)

IPX2

Protected from dripping water when the enclosure is tilted up to 15° from vertical.

Not protected from splashes or sprays (e.g. near sinks, showers).

Typically used indoors, in low humidity or damp zones; toilets, laundry rooms, or wall fans under eaves; and away from direct water sources.

IPX4

Offers a much higher degree of protection against water splashes from any direction. Suitable for intermittent exposure to water (not immersion).

Typically used in bathrooms, kitchens with steam and splashes, covered outdoor patios/ceilings and areas close to showers or sinks (but not inside them).

			IP RATING
AIR DELIVERY SUITABILITY	EXHAUST FAN	NOVALINE II 240	IPX2
		NOVALINE II 290	IPX2
	EXHAUST FAN & LIGHT	EMELINE II 240	IPX2
		EMELINE II 290	IPX2
		REVOLINE 240	IPX4
		REVOLINE 290	IPX4
		TURBOLINE II	IPX4
		ACELINE	IPX2
		AFFINITY	IPX4
		SKYLINE	IPX4
		STARLINE	IPX4
		STEADY	IPX4
		ZEALINE 255	IPX4
		ZEALINE 300	IPX4
	3-IN-1 BATHROOM HEATER, EXHAUST& LIGHT	ARDENE DUO	IPX2
		ARDENE QUATTRO	IPX2
		MIDAS DUO	IPX2
		MIDAS QUATTRO	IPX2
		MERCURY	IPX2
		MERCURY LITE	IPX2
		DOMINI	IPX2
		DOMINO	IPX2

YOUR HEATING CHOICES

HEAT LAMPS

Instant Heat

Provides immediate warmth, Ideal for quickly heating up bathrooms
e.g. The Domino II features a powerful 800W R7s heat lamp

Focused Heating

Perfect for warming specific areas, Avoid wasting energy

Cost Effective

Generally more affordable to purchase and install

Light & Heat

Includes built-in lighting allowing for single unit installation to cover all bases.
e.g. The Domino II features 2 x 11W LED panel lights



DOMINO



DOMINI



PTC HEATING

Energy Efficient

Consumes less power while providing consistent heating
e.g. The Mercury Lite features a powerful 2000W PTC heating element

Even Heat Distribution

Provides a uniform warmth
e.g. The Mercury features a high airflow extraction up to 360 m³/hr

Safe & Durable


Long-lasting with automatic shut-off to prevent overheating
e.g. The Mercury features thermal safety protection

Quiet Operation

Ensures a peaceful environment both inside the bathroom and in neighbouring rooms



MERCURY



MERCURY
LITE



CCT

800W_{HEAT}11W_{LED}60W_{FAN MOTOR}500_{m³/hr}
MAX.
AIR EXTRACTION

PRODUCT DETAILS

- R7 linear heat lamp
- 2 x 11W CCT LED panel light: 1200lm max.
- Heavy duty durable metal housing
- Wall controller with 3 switches included for separate heat, light and fan control
- Thermal cut out & overheating protection
- Side entry draft stopper and 1.5m x Ø150mm flexible duct included
- 2 year warranty on heat lamp
- 3 year 'In Home' warranty



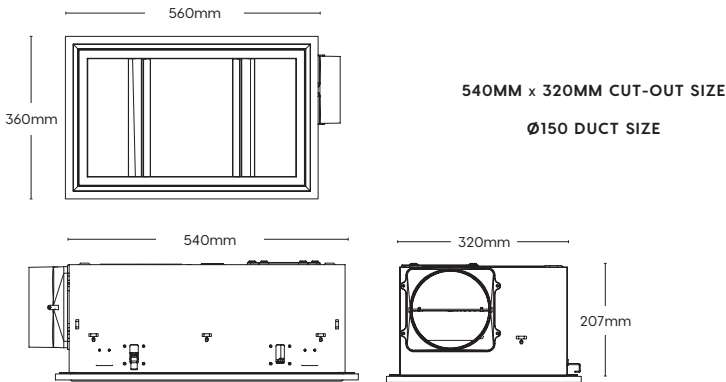
This product must be installed by licensed electrician.


PRODUCT SPECIFICATIONS



Model No.	Colour	Fan	Heater	Light	Air Extraction	Cutout size	Duct size
BH152ESWWH	White	60W	R7, 1 x 800W	2.11W CCT LED	500 m³/hr	540 x 320mm	ø150mm
BH152ESWBK	Black	60W	R7, 1 x 800W	2.11W CCT LED	500 m³/hr	540 x 320mm	ø150mm

PRODUCT DIMENSIONS





CCT

800W_{HEAT}13W_{LED}60W_{FAN MOTOR}460_{m³/hr MAX. AIR EXTRACTION}

PRODUCT DETAILS

- Heat lamp for instant warmth
- 1 x 13W CCT LED panel light: 950lm max.
- Triple overheat protection: thermostat, thermal cut-out and fuse
- Wall controller with 3 switches included for separate heat, light and fan control
- Heavy duty durable metal housing
- Extra safety protection with contact switch activated heat lamp
- Side entry draft stopper and 1.5m x Ø150mm flexible duct included
- 2 year warranty on heat lamp
- 3 year 'In Home' warranty



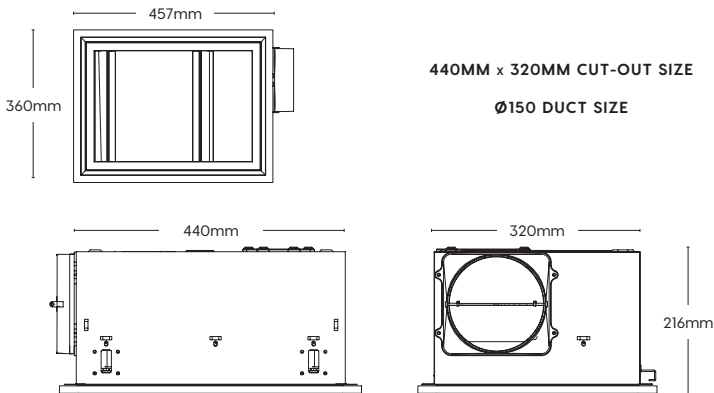
This product must be installed by licensed electrician.


PRODUCT SPECIFICATIONS



Model No.	Colour	Fan	Heater	Light	Air Extraction	Cutout size	Duct size
BH161ESWWH	White	60W	R7, 1 x 800W	1 x 13W CCT LED	460 m³/hr	440 x 320mm	ø150mm
BH161ESWBK	Black	60W	R7, 1 x 800W	1 x 13W CCT LED	460 m³/hr	440 x 320mm	ø150mm

PRODUCT DIMENSIONS





CCT

2000W_{HEAT}

15W_{LED}

45W_{FAN MOTOR}

360_{m³/hr MAX. AIR EXTRACTION}

PRODUCT DETAILS

- 3 in 1 bathroom solution optimal for 2.1 – 2.7m ceilings
- High airflow extraction up to 360 m³/hr
- 1 x 2000W PTC heating element
- 1 x 15W CCT LED panel light (3000K – 5000K)
Warm White, Neutral Light, Cool White
– Up to 1100lm
- Powerful 45W ball bearing motor
- Durable heat resistant PBT polymer housing
- Wall controller with 3 switches included for separate heat, light and fan control
- Thermal safety protection
- Side ducted and 1.5m x ø100mm flexible duct included
- Cut out template included
- 3 year 'In Home' warranty



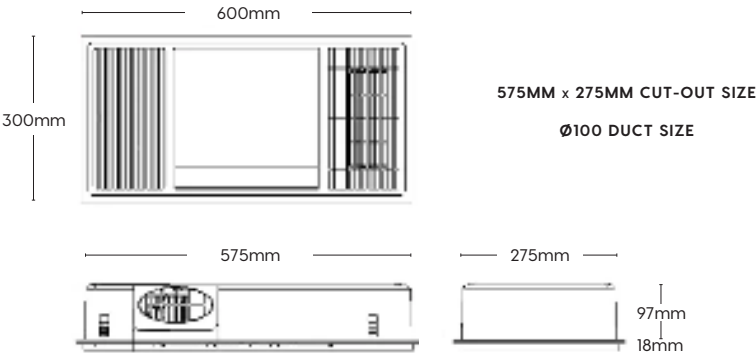
This product must be installed by licensed electrician.

PRODUCT SPECIFICATIONS



Model No.	Colour	Fan	Heater	Light	Air Extraction	Cutout size	Duct size
BH212ESWWH	White	45W	2000W PTC	1 x 15W CCT LED	360 m³/hr	575 x 275mm	ø100mm
BH212ESWBK	Black	45W	2000W PTC	1 x 15W CCT LED	360 m³/hr	575 x 275mm	ø100mm

PRODUCT DIMENSIONS





CCT

2000W_{HEAT}

12W_{LED}

35W_{FAN MOTOR}

240_{m³/hr MAX. AIR EXTRACTION}

PRODUCT DETAILS

- 3 in 1 bathroom solution optimal for 2.1 – 2.7m ceilings
- PTC heating element
- 1 x 12W CCT LED panel light
- 35W ball bearing motor
- Durable heat resistant PBT polymer housing
- Wall controller with 3 switches included for separate heat, light and fan control
- Thermal safety protection
- Side ducted and 1.5m x ø100mm flexible duct included
- 3 year 'In Home' warranty



This product must be installed by licensed electrician.

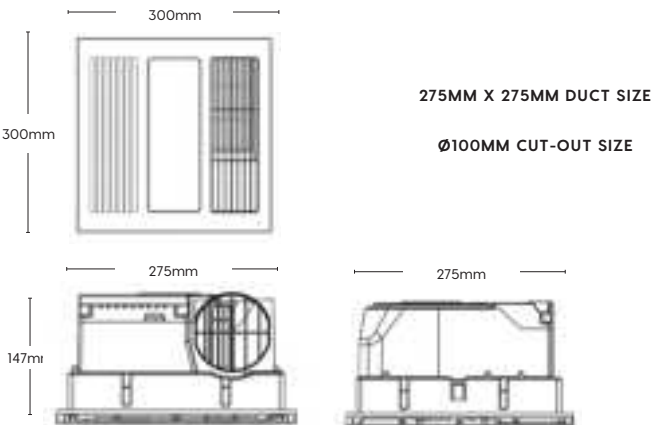
PRODUCT SPECIFICATIONS




● White (WH)

Model No.	Colour	Fan	Heater	Light	Air Extraction	Cutout size	Duct size
BH202ESWWH	White	35W	2000W PTC	1 x 12W CCT LED	240 m³/hr	275 x 275mm	ø100mm

PRODUCT DIMENSIONS



**275W**
HEAT**7W**
LED**30W**
FAN MOTOR**270**^{m³/hr}
MAX.
AIR EXTRACTION

PRODUCT DETAILS

- 2 or 4 x 275W durable IR lamps for instant heating (included)
- 1 x 7W LED lamp included (3000K – 750lm)
- High air extraction up to 270m³/hr
- Powerful 30W ball bearing motor
- 75°C thermal cut out feature for safety
- Removable grille for easy cleaning
- Side duct and 1.5m x ø100mm flexible duct included
- Wall controller with 4 switches included for separate heat, light and fan control
- Cut out template included
- 3 year 'In Home' warranty



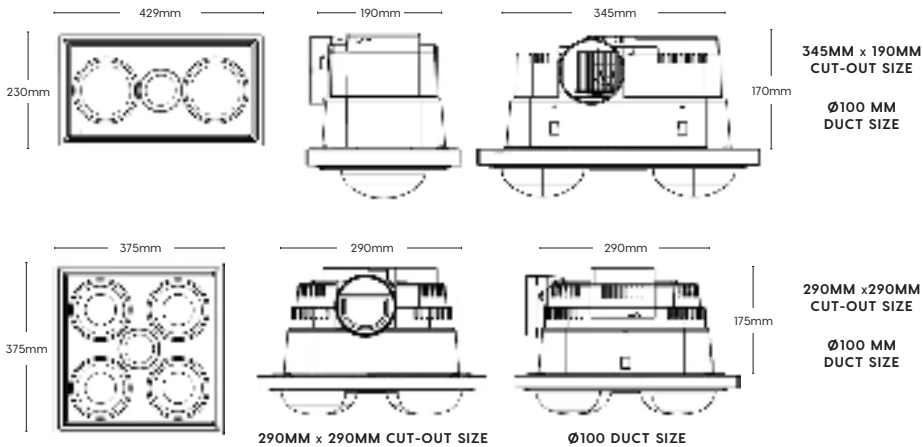
This product must be installed by licensed electrician.


PRODUCT SPECIFICATIONS



Model No.	Colour	Fan	Heater	Light	Air Extraction	Cutout size	Duct size
BSI32ESWWH	White	30W	E27, 2 x 275W	1 x 7W LED	270 m³/hr	345 x 190mm	ø100mm
BSI34ESWWH	White	30W	E27, 4 x 275W	1 x 7W LED	270 m³/hr	290 x 290mm	ø100mm

PRODUCT DIMENSIONS



**275W**
HEAT**6W**
LED**30W**
FAN MOTOR**220m³/hr**
MAX.
AIR EXTRACTION

PRODUCT DETAILS

- 2 x 275W durable IR lamps for instant heating (included)
- 1 x 6W R63 E27 LED included (daylight)
- Air extraction up to 220m³/hr
- Powerful 30W ball bearing motor
- 90°C thermal cut out feature for safety
- Removable grille for easy cleaning
- Side duct and 1.5m x ø100mm flexible duct included
- Wall controller with 3 switches included for separate heat, light and fan control
- Mounting Kit included
- Cut out template included
- 3 year 'In Home' warranty



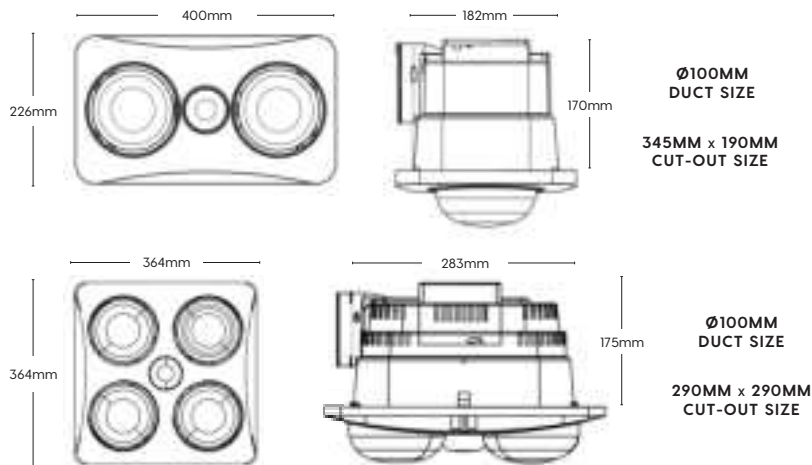
This product must be installed by licensed electrician.

PRODUCT SPECIFICATIONS



Model No.	Colour	Fan	Heater	Light	Air Extraction	Cutout size	Duct size
BS122ESWWH	White	30W	E27, 2 x 275W	1 x 6W R63 E27	220 m³/hr	345 x 190mm	ø100mm
BS124ESWWH	White	30W	E27, 4 x 275W	1 x 6W R63 E27	220 m³/hr	290 x 290mm	ø100mm

PRODUCT DIMENSIONS



INTRODUCING THE
MERCATOR
DC EXHAUST FAN RANGE
THE AFFINITY



4 PIN PLUG &
4 PIN CORD INCL.

ADJUSTABLE BUILT IN RUN ON TIMER

DRAFT STOPPER &
DUCT ADAPTOR

POWERFUL DC BALL BEARING MOTOR

19W CCT LED LAMP
LIGHT KITS SOLD SEPARATELY

Transform your space with the unmatched efficiency and style of Mercator DC exhaust fans. Visit our website or contact your local distributor to learn more and make your purchase today.

Why choose a Mercator DC Exhaust Fan?

Energy Efficient

Our DC exhaust fans consume up to 70% less energy compared to traditional AC fans, helping you save on electricity bills while reducing your carbon footprint

Whisper-Quiet Operation

Enjoy a peaceful environment with our ultra-quiet DC motors, which ensure minimal noise without compromising on performance

Sleek & Stylish

Mercator DC exhaust fans are not only functional but also aesthetically pleasing, seamlessly blending into any decor with their sleek and modern design

Advanced Features

Equipped with the latest technology, our fans offer features such as variable speed control, remote operation, and timer settings for ultimate convenience and customisation

Durability & Reliability

Built with high-quality materials and backed by Mercator's reputation for excellence, our DC exhaust fans are designed to provide long-lasting performance and reliability




STEADY



ZEALINE



AFFINITY



CCT

19W
LED

45W
FAN MOTOR

560 m³/hr
MAX.
AIR EXTRACTION

with 4 PIN
PLUG & CORD

BUILT-IN DELAY
ON/OFF TIMER

0 • 5 • 10 • 15 • 20 • 25 MINUTE OPTIONS AVAILABLE
USE FLAT HEAD SCREWDRIVER TO ADJUST

PRODUCT DETAILS

- 19W CCT LED lamp option (2700K-4500K)
- Powerful DC ball bearing motor
- 4 Pin Plug and 4 Pin Cord included for run on timer function
- Adjustable built in run on timer (0 - 25 min)
- Draft stopper and duct adaptor included
- 12 month replacement warranty
- Light kits sold separately (XBE620WH)



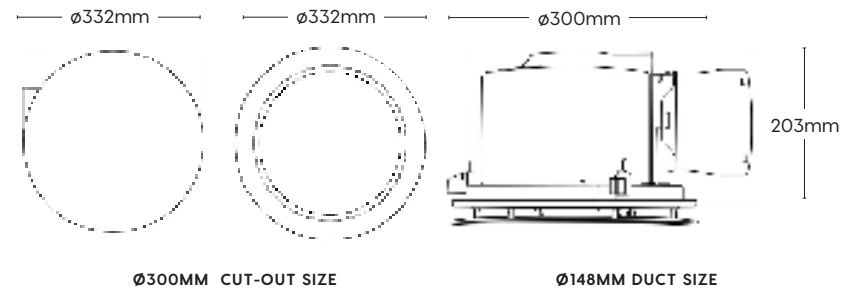
4 Pin Plug

PRODUCT SPECIFICATIONS



Model No.	Colour	Fan	Light	Air Extraction	Cutout size	Duct size
BE6200SPWH	White	45W	-	560 m³/hr	ø300mm	ø150mm
XBE620WH	White	-	19W CCT LED	480 m³/hr	ø300mm	-

PRODUCT DIMENSIONS





CCT

19W
LED

75W
FAN MOTOR

520 m^3/hr
MAX.
AIR EXTRACTION

with FLEX
& PLUG

PRODUCT DETAILS

- Remote control: ON/OFF, BOOST (runs at max for 10 min then back to 24/7 mode), RUN (normal speed for 20 min then back to 24/7), 24/7 mode (runs at low continuously)
- 19W CCT LED lamp option (3000K - 5000K)
- Powerful ball bearing motor
- Flex & plugs included for fan & light control
- Draft stopper and duct adaptor included
- 12 month replacement warranty



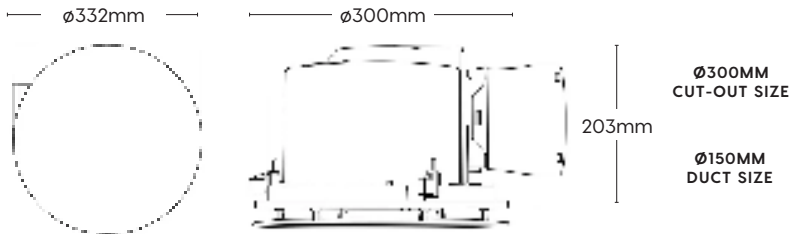
PRODUCT SPECIFICATIONS



● White (WH)

Model No.	Colour	Fan	Light	Air Extraction	Cutout size	Duct size
BE550ESPWH	White	75W Max.	19W LED	520 m³/hr	ø300mm	ø150mm

PRODUCT DIMENSIONS



CCT

DC
MOTOR

20W
FAN MOTOR

15W
LED

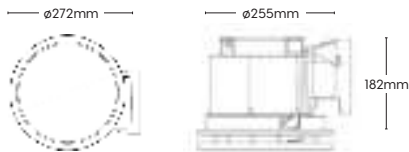
360^{m³}/hr
MAX.
AIR EXTRACTION



PRODUCT DETAILS

- Interchangeable duct size (ø100 or ø150mm)
- 15W CCT LED lamp option (3000K-5300K)
- Powerful DC ball bearing motor
- Draft stopper and duct adaptor included
- Flex & plugs included for separate fan and light control
- 12 month replacement warranty

PRODUCT DIMENSIONS



Ø255MM CUT-OUT SIZE

Ø100/150MM DUCT SIZE

Model No.	Colour	Fan	Light	Air Extraction	Cutout size	Duct size
BE6000SPWH	White	20W	-	360 m³/hr	ø255mm	ø100 / 150mm
BE600ESPWH	White	20W	15W CCT LED	360 m³/hr	ø255mm	ø100 / 150mm

CCT

DC
MOTOR

40W
FAN MOTOR

15W
LED

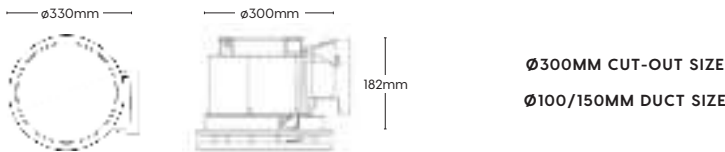
480 m³/hr
MAX.
AIR EXTRACTION



PRODUCT DETAILS

- Interchangeable duct size (ø100 or ø150mm)
- 15W CCT LED lamp option (3000K-5000K)
- Powerful DC ball bearing motor
- Draft stopper and duct adaptor included
- Flex & plugs included for separate fan and light control
- 12 month replacement warranty

PRODUCT DIMENSIONS



Model No.	Colour	Fan	Light	Air Extraction	Cutout size	Duct size
BE6100SPWH	White	40W	-	480 m³/hr	ø300mm	ø100 / 150mm
BE610ESPWH	White	40W	15W CCT LED	480 m³/hr	ø300mm	ø100 / 150mm

30W
FAN MOTOR

270 m³/hr
MAX.
AIR EXTRACTION

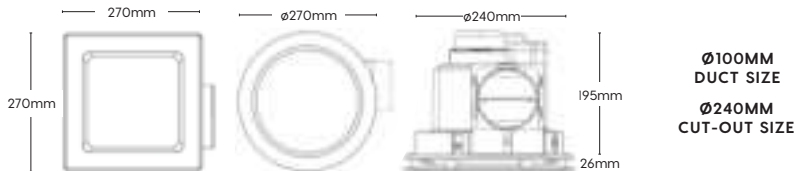
with FLEX
& PLUG



PRODUCT DETAILS

- Silent and powerful motor
- Draft stopper and duct adaptor included for energy efficient operation
- Flex & plugs included
- 12 month replacement warranty

PRODUCT DIMENSIONS



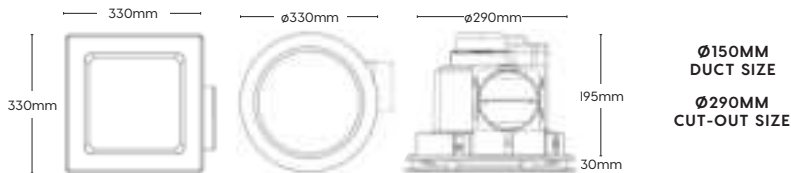
Model No.	Colour	Fascia	Fan	Air Extraction	Cutout size	Duct size
BE3200SPWH	White	Square	30W	270 m ³ /hr	ø240mm	ø100mm
BE3400SPWH	White	Round	30W	270 m ³ /hr	ø240mm	ø100mm



PRODUCT DETAILS

- Silent and powerful motor
- Draft stopper and duct adaptor included for energy efficient operation
- Flex & plugs included
- 12 month replacement warranty

PRODUCT DIMENSIONS



Model No.	Colour	Fascia	Fan	Air Extraction	Cutout size	Duct size
BE3300SPWH	White	Square	35W	320 m³/hr	ø290mm	ø150mm
BE3500SPWH	White	Round	35W	320 m³/hr	ø290mm	ø150mm

CCT

19W
LED

100W
FAN MOTOR

600m³/hr
MAX.
AIR EXTRACTION

NO LIGHT



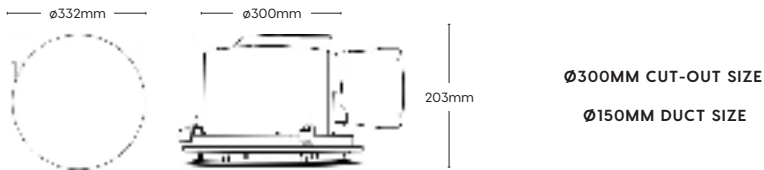
PRODUCT DETAILS

- 19W CCT LED lamp option (3000K-5000K)
- Draft stopper and duct adaptor included
- Powerful ball bearing motor
- 12 month replacement warranty
- 2 step fan speed control



This product must be installed by licensed electrician.

PRODUCT DIMENSIONS



Model No.	Colour	Fan	Light	Air Extraction	Cutout size	Duct size
BE500ESPBK	Black	100W Max.	-	600 m ³ /hr	ø300mm	ø150mm
BE510ESPBK	Black	100W Max.	19W CCT LED	600 m ³ /hr	ø300mm	ø150mm
BE510ESPDWH	White	100W Max.	19W CCT LED	600 m ³ /hr	ø300mm	ø150mm

CCT

19W
LED

100W
FAN MOTOR

600m³/hr
MAX.
AIR EXTRACTION

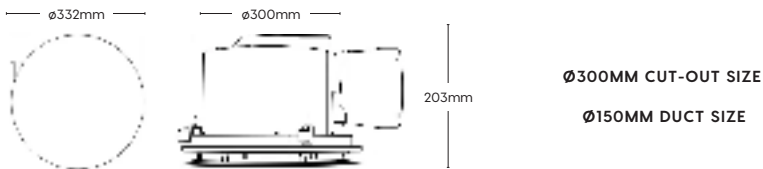
with FLEX
& PLUG



PRODUCT DETAILS

- 19W CCT LED lamp option (3000K-5000K)
- Powerful ball bearing motor
- Flex & plugs included for separate fan and light control
- Draft stopper and duct adaptor included
- 12 month replacement warranty

PRODUCT DIMENSIONS



Model No.	Colour	Fan	Light	Air Extraction	Cutout size	Duct size
BE501ESPDH	White	100W Max.	-	600 m ³ /hr	ø300mm	ø150mm
BE511ESPDH	White	100W Max.	19W CCT LED	600 m ³ /hr	ø300mm	ø150mm



LED

30W
FAN MOTOR

14W
LED

250^{m³/hr}
MAX.
AIR EXTRACTION

PRODUCT DETAILS

- Ideal for bathrooms, toilets and/or kitchens
- Separate fan and light power cords included
- Side ducted with draft stopper
- 12 month warranty



This product must be installed by licensed electrician.

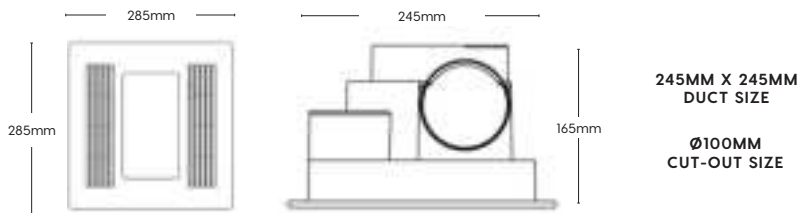
PRODUCT SPECIFICATIONS



● White (WH)

Model No.	Colour	Fan	Light	Air Extraction	Cutout size	Duct size
BE370ESPWH	White	30W	14W LED	250 m³/hr	245 x 245	ø100mm

PRODUCT DIMENSIONS



16W
LED

40W
FAN MOTOR

400m³/hr
MAX.
AIR EXTRACTION

with FLEX
& PLUG

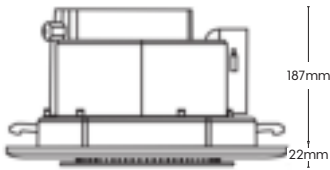
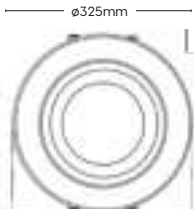


● White (WH)

PRODUCT DETAILS

- IP45 rating - suitable for above shower installation
- Flex & plugs included for separate fan and light control
- 5000K/1000lm LED lamp
- Draft stopper and duct adaptor included
- 12 month replacement warranty

PRODUCT DIMENSIONS



100MM/150MM
DUCT SIZE

Ø295MM
CUT-OUT SIZE

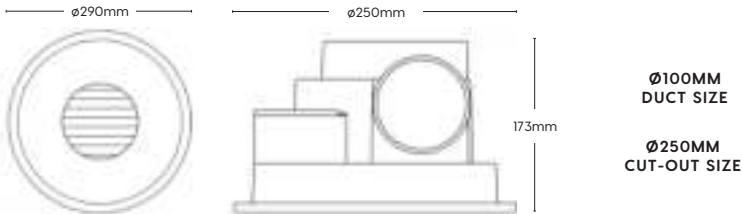
Model No.	Colour	Fan	Light	Air Extraction	Cutout size	Duct size
BE190ESPWH	White	40W	16W LED	400 m ³ /hr	ø295mm	ø100/ 150mm



PRODUCT DETAILS

- 22W T5 4200K fluorescent energy saving lamp OR 15W LED lamp (4000K/1000lm) included
- Side duct and draft stopper included for energy efficient operation
- Silent and powerful motor
- Flex & plugs included for separate fan and light control
- 12 month replacement warranty

PRODUCT DIMENSIONS



Model No.	Colour	Fan	Light	Air Extraction	Cutout size	Duct size
BE220FSPWH	White	30W	22W T5	250 m³/hr	250mm	100mm
BE240ESPWH	White	30W	15W LED	250 m³/hr	250mm	100mm

CCT

13W
LED

28W
FAN MOTOR

270 m³/hr
MAX.
AIR EXTRACTION

with FLEX
& PLUG

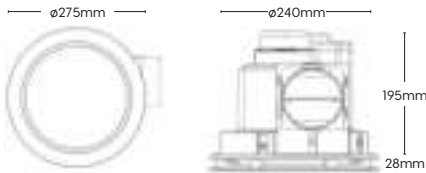


● White (WH)

PRODUCT DETAILS

- 13W tricolour LED panel (3000K-5000K)
- Upto 700lm
- Separate fan and light power cords incl.
- Draft stopper and duct adaptor included
- 2 year replacement warranty

PRODUCT DIMENSIONS



Ø100MM DUCT SIZE
Ø240MM CUT-OUT SIZE

Model No.	Colour	Fan	Light	Air Extraction	Cutout size	Duct size
BE380ESPWH	White	28W	13W CCT LED	270 m³/hr	ø240mm	ø100mm

CCT

17W
LED

40W
FAN MOTOR

350m³/hr
MAX.
AIR EXTRACTION

with FLEX
& PLUG

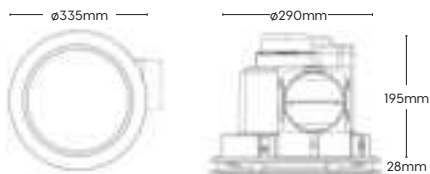


● White (WH)

PRODUCT DETAILS

- 17W tricolour LED panel (3000K-5000K)
- Upto 1000lm
- Separate fan and light power cords incl.
- Draft stopper and duct adaptor included
- 2 year replacement warranty

PRODUCT DIMENSIONS



Ø150MM DUCT SIZE
Ø290MM CUT-OUT SIZE

Model No.	Colour	Fan	Light	Air Extraction	Cutout size	Duct size
BE390ESPWH	White	40W	17W CCT LED	350 m³/hr	ø290mm	ø150mm

with FLEX
& PLUG



● White (WH)

- Silent and powerful motor
- Draft stopper and duct adaptor included for energy efficient operation
- 10W LED incl (4000K - 860lm)
- Flex & plugs included
- 12 month replacement warranty

Technical drawings of the 100mm duct size unit showing front, top, and side views with dimensions:

- Front view: 270mm width, 270mm height.
- Top view: $\varnothing 270\text{mm}$ diameter.
- Side view: 195mm height, 26mm base thickness.

Legend:

- $\varnothing 100\text{MM}$ DUCT SIZE
- $\varnothing 240\text{MM}$ CUT-OUT SIZE

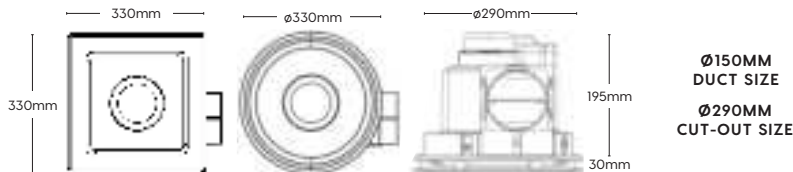
38 EXHAUST FANS



PRODUCT DETAILS

- Silent and powerful motor
- Draft stopper and duct adaptor included for energy efficient operation
- 10W LED incl (4000K - 860lm)
- Flex & plugs included
- 12 month replacement warranty

PRODUCT DIMENSIONS




Model No.	Colour	Fascia	Light	Fan	Air Extraction	Cutout size	Duct size
BE330ESPWH	White	Square	10W LED	35W	320 m³/hr	ø290mm	ø150mm
BE350ESPWH	White	Round	10W LED	35W	320 m³/hr	ø290mm	ø150mm

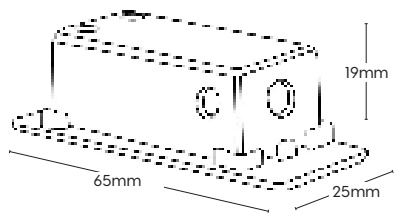


PRODUCT DETAILS

- Up to 90 minutes of adjustable delay-OFF
- 0-5 minutes of adjustable delay-ON
- Ideal for bathrooms, kitchens and laundries
- Aids in managing condensation in areas with poor natural ventilation
- Compact; fits directly behind traditional switch panels for a sleek, unobtrusive look.
- Mounting plate for easier installation
- Ensures the exhaust system runs for an additional 10 minutes after turning off at the switch
- Motor safety and EMC compliant, meeting all safety standards for peace of mind.

 This product must be installed by licensed electrician.

PRODUCT DIMENSIONS



Model No.	Colour	Compatibility	Wattage	Voltage	Frequency
BET001WH	White	Exhaust Fan (no light)	150W max.	220-240V a.c.	50Hz
BET002WH	White	Exhaust Fan & Light	150W max.	220-240V a.c.	50Hz

RECOMMENDED PARTS/ACCESSORIES

		EXHAUST FAN		EXHAUST FAN WITH LIGHT											3 - IN - 1								
MODEL	DESCRIPTION	NOVALINE II 240	NOVALINE II 290	EMELINE II 240	EMELINE II 290	REVOLINE 240	REVOLINE 290	TURBOLINE II	ACELINE	AFFINITY	SKYLINE	STARLINE	STEADY	ZEALINE 255	ZEALINE 300	ARDENE DUO	ARDENE QUATTRO	MIDAS DUO	MIDAS QUATTRO	MERCURY	MERCURY LITE	DOMINI	DOMINO
HEAT LAMP																							
LR275E27GRR	275W, E27, 2450K D125mm x H183mm															•	•	•	•				
XBH1514	800W, R7S, 2500K																					•	•
LAMP																							
LF6WLEDR63	6W, R63 LED globe, 27, 3000K																						
XBE3216BK/WH	10W, LED downlight, 4000K			•	•																		
LC22WT5EB	22W, T5 circular fluro, 4200K										•												
WALL CONTROL																							
FSX90263	3 Gang switch															•		•				•	•
FSX90264	4 Gang switch																•		•				
DRIVER																							
XBH1516	LED driver																						•
XBH1616	LED driver				•																	•	
DRAFT STOPPER																							
XBE322BK	Draft stopper	•		•		•																	
XBE332BK	Draft stopper		•		•		•																
XBH1512	Draft stopper																					•	•
WALL GRILLE																							
XBH1513																						•	•
FRONT PANEL (FASCIA)																							
XBE3201BK/WH	Fascia only, square	•																					
XBE3301BK/WH	Fascia only, square			•																			
XBE3401BK/WH	Fascia only, round	•																					
XBE3501BK/WH	Fascia only, round		•																				
XBE3211BK/WH	Fascia only, square			•																			
XBE3311BK/WH	Fascia only, square				•																		
XBE3411BK/WH	Fascia only, round			•																			
XBE3511BK/WH	Fascia only, round				•																		
XBE500BK/WH	Fascia only, round							•						•									
XBE501BK/WH	Fascia with LED, round							•						•									
XBE600WH	Fascia only, round														•								
XBE601WH	Fascia with LED, round														•								
XBE610WH	Fascia only, round															•							
XBE611WH	Fascia with LED, round															•							
XBS1341SWH	Fascia only																		•				
XBE1701WH	Fascia with LED, square											•											
XBE1901WH	Fascia with LED, round											•											
XBE3701BK/WH	Fascia with LED, square								•														
XBE3801BK/WH	Fascia with LED, round				•																		
XBE3901BK/WH	Fascia with LED, round					•																	
XBH1516BK/SL/WH	Fascia with LED																						•
XBH1616BK/SL/WH	Fascia with LED																					•	
XBH2121BK/WH	Fascia only																			•			

Model No.	Product Name	Category	Page
BE190ESP	Starline LED	Exhaust Fan & Light	34
BE220FSP	Skyline	Exhaust Fan & Light	35
BE240ESP	Skyline LED	Exhaust Fan & Light	35
BE3200SP	Novaline II 240	Exhaust Fan	28
BE320ESP	Emeline II 240	Exhaust Fan & Light	38
BE3300SP	Novaline II 290	Exhaust Fan	29
BE330ESP	Emeline II 290	Exhaust Fan & Light	39
BE3400SP	Novaline II 240	Exhaust Fan	28
BE340ESP	Emeline II 240	Exhaust Fan & Light	38
BE3500SP	Novaline II 290	Exhaust Fan	29
BE350ESP	Emeline II 290	Exhaust Fan & Light	39
BE370ESP	Aceline	Exhaust Fan & Light	32
BE380ESP	Revoline LED 240	Exhaust Fan & Light	36
BE390ESP	Revoline LED 290	Exhaust Fan & Light	37
BE500ESP	Turboline - No Light	Exhaust Fan	30
BE501ESP	Turboline II - No Light	Exhaust Fan	31
BE510ESP	Turboline - W Light	Exhaust Fan & Light	30
BE511ESP	Turboline II - W Light	Exhaust Fan & Light	31
BE5500SP	Steady DC - W Light	Exhaust Fan	24
BE600ESP	Zealine DC 255 - W Light	Exhaust Fan	26
BE6000SP	Zealine DC 255 - No Light	Exhaust Fan	26
BE610ESP	Zealine DC 300 - W Light	Exhaust Fan & Light	27
BE6100SP	Zealine DC 300 - No Light	Exhaust Fan	27
BE6200SP	Affinity DC	DC 24/7 Exhaust Fan	22
BET001	Delay On/Off Timer - No Light	Accessory	40
BET002	Delay On/Off Timer - W Light	Accessory	40
BHI52ESW	Domino	3-in-1 Bathroom Heater	8
BHI61ESW	Domini	3-in-1 Bathroom Heater	10
BH202ESW	Mercury Lite	3-in-1 Bathroom Heater	14
BH212ESW	Mercury	3-in-1 Bathroom Heater	12
BSI22ESW	Ardene Duo	3-in-1 Bathroom Heater	18
BSI24ESW	Ardene Quattro	3-in-1 Bathroom Heater	18
BSI32ESW	Midas Duo	3-in-1 Bathroom Heater	16
BSI34ESW	Midas Quattro	3-in-1 Bathroom Heater	16
XBE620	Affinity DC - Fascia	Light Kit	23

Product Name	Model No.	Category	Page
Aceline	BE370ESP	Exhaust Fan & Light	32
Affinity DC	BE6200SP	DC 24/7 Exhaust Fan	22
Affinity DC - Fascia	XBE620	Light Kit	23
Ardene Duo	BS122ESW	3-in-1 Bathroom Heater	18
Ardene Quattro	BS124ESW	3-in-1 Bathroom Heater	18
Delay On/Off Timer - No Light	BET001	Accessory	40
Delay On/Off Timer - W Light	BET002	Accessory	40
Domini	BH161ESW	3-in-1 Bathroom Heater	10
Domino	BH152ESW	3-in-1 Bathroom Heater	8
Emeline II 240	BE320ESP	Exhaust Fan & Light	38
Emeline II 240	BE340ESP	Exhaust Fan & Light	38
Emeline II 290	BE330ESP	Exhaust Fan & Light	39
Emeline II 290	BE350ESP	Exhaust Fan & Light	39
Mercury Lite	BH202ESW	3-in-1 Bathroom Heater	14
Mercury	BH212ESW	3-in-1 Bathroom Heater	12
Midas Duo	BS132ESW	3-in-1 Bathroom Heater	16
Midas Quattro	BS134ESW	3-in-1 Bathroom Heater	16
Novaline II 240	BE3200SP	Exhaust Fan	28
Novaline II 240	BE3400SP	Exhaust Fan	28
Novaline II 290	BE3300SP	Exhaust Fan	29
Novaline II 290	BE3500SP	Exhaust Fan	29
Revoline LED 240	BE380ESP	Exhaust Fan & Light	36
Revoline LED 290	BE390ESP	Exhaust Fan & Light	37
Skyline	BE220FSP	Exhaust Fan & Light	35
Skyline LED	BE240ESP	Exhaust Fan & Light	35
Starline LED	BE190ESP	Exhaust Fan & Light	34
Steady DC - W Light	BE5500SP	Exhaust Fan	24
Turboline - No Light	BE500ESP	Exhaust Fan	32
Turboline - W Light	BE510ESP	Exhaust Fan & Light	32
Turboline II - No Light	BE501ESP	Exhaust Fan	33
Turboline II - W Light	BE511ESP	Exhaust Fan & Light	33
Zealine DC 255 - No Light	BE6000SP	Exhaust Fan	26
Zealine DC 255 - W Light	BE600ESP	Exhaust Fan	26
Zealine DC 300 - No Light	BE6100SP	Exhaust Fan	27
Zealine DC 300 - W Light	BE610ESP	Exhaust Fan & Light	27



Warranty & Technical Information

Terms & Conditions

Mercator Limited
Warranty

Bathroom Heater/
Exhaust Fan

1 LIMITED REPAIR / REPLACEMENT WARRANTY

MERCATOR offers a repair or replacement warranty on MERCATOR products in cases where the product fails due to defective materials or workmanship. Please refer to the LIMITED WARRANTY PERIOD TABLE which sets out the relevant warranty and warranty period which MERCATOR grants to the purchaser of the MERCATOR product. The warranty period begins from the date of purchase. Also, please refer to WHAT IS NOT COVERED BY THE LIMITED REPAIR / REPLACEMENT WARRANTY.

You must have proof of purchase (such as the original dated purchase receipt) from an authorised MERCATOR retailer to make a warranty claim. In addition, a certificate of compliance for the installation as required by law from the installing electrician is required for products requiring installation by licensed electricians. Please refer to the Instruction leaflet for the MERCATOR product purchased, which will state if the product is required to be installed by a licensed electrician. Warranty claims without this documentation will NOT be accepted.

Repairs / Replacements

MERCATOR Products presented for repair may be replaced by refurbished goods of the same type rather than being repaired. Refurbished parts may be used to repair the goods.

Balance of Warranty

To the maximum extent permitted by law, any replaced or repaired products by MERCATOR are covered only by the balance of the warranty period remaining from the date of purchase of the original MERCATOR product.

2 IN-HOME REPAIR / REPLACEMENT WARRANTY

In addition to the limited warranty terms set out under section (1) above, the in-home warranty applies to all lighting products which are hard wired to the electricity supply at residential premises and are required to be installed by a licensed electrician.

Where a consumer asserts that a product installed in-home is faulty, and a MERCATOR service agent has attended at the property, A SERVICE CALL FEE WILL BE CHARGED TO THE CONSUMER IF:

The product is deemed to be a non-MERCATOR product;

1. There is nothing wrong with the MERCATOR product or to the extent that the failure is not a failure of the product to perform in accordance with its published features and specifications as reasonably determined by MERCATOR;
2. The original installation of the MERCATOR product was not carried out by a licensed electrician;
3. The installation is not performed in accordance with the relevant MERCATOR product installation instructions;
4. The defects have been caused by incorrect application or abuse or misuse by the consumer of the MERCATOR product.

In cases of in-home repair/replacements in areas outside the coverage of MERCATOR service agents, MERCATOR will reimburse customers a standard fee of \$82.50 (inc. GST) for using their own electrician. Any service request must be arranged with the MERCATOR warranty department and obtained an Approval Reference Number (ARN) before calling your own electrician. Reimbursements will not be made for call-out fees or other costs without prior approval in writing of the MERCATOR warranty department. In the circumstances where an emergency has arisen out of normal business hours and the MERCATOR warranty department cannot be contacted to dispatch a service agent to the premises, MERCATOR will reimburse customers their reasonable costs (as determined by MERCATOR) for using their own electrician.

3 WARRANTY TRANSFER

If the ownership changes on the dwelling where the MERCATOR product is installed, the balance of the warranty period passes to the new owner provided the proof of purchase (such as the original dated purchase receipt) from an authorised MERCATOR retailer is retained by the new owner. In addition, a certificate of compliance for the installation as required by law from the installing electrician is required for products requiring installation by licensed electricians.

4 AUSTRALIAN CONSUMER LAW

The benefits given to you in this warranty document are in

Terms & Conditions

Mercator Limited Warranty

Bathroom Heater/ Exhaust Fan

addition to your other rights and remedies under a law in relation to the products to which this warranty document relates.

"YOUR CONSUMER RIGHTS"

"Our goods come with guarantees that cannot be excluded under the Australian Consumer Law. You are entitled to a replacement or refund for a major failure and compensation for any other reasonably foreseeable loss or damage. You are also entitled to have the goods repaired or replaced if the goods fail to be of acceptable quality and the failure does not amount to a major failure."

Subject to "Your Consumer Rights" outlined above, but otherwise to the maximum extent permitted by law, MERCATOR will not be liable for any consequential or indirect loss or damage suffered or incurred by you in relation to a MERCATOR product, including but not limited to loss of use, loss or damage for business interruption, or profits.

5 WHAT IS NOT COVERED BY THE LIMITED REPAIR / REPLACEMENT WARRANTY OR THE IN-HOME REPAIR/ REPLACEMENT WARRANTY

Subject to "Your Consumer Rights", but otherwise to the maximum extent permitted by law, the MERCATOR warranties provided in this document will not cover the following:

1. MERCATOR products that are not purchased from an authorised retailer and installed in Australia.
2. Where installation was not carried out by a licensed electrician as required.
3. MERCATOR products not installed in accordance with the product's installation instructions or specifications.
4. MERCATOR products not used in accordance with the instructions for use or specifications.
5. Defect, damage or failure to a MERCATOR product resulting from misuse, accident, neglect, abuse, tampering, modifications or unauthorised repairs of any kind by any person.
6. Damages not caused by a fault in the MERCATOR product materials or workmanship. Defect, damage or failure to a MERCATOR

- product resulting from any acts of God, including damages from lightning, power grid fluctuations, or power surges.
7. Minor variations of speed may be evident between different fans, including the same model.
8. Replacement of light sources (globes, fluorescent tubes, etc) unless specified.
9. Replacement of batteries supplied with certain products.
10. Power supply "noise", intermittent "humming" or other influences from mains power delivery infrastructure. Signals sent through the power grid by the electricity provider for the control of off peak hot water, street lights and other devices may cause an intermittent humming noise in your MERCATOR product. Filters for blocking/reducing such signals are available in Australia at the customer's expense. These noises do not indicate the MERCATOR product is faulty.
11. Damage caused by alternative power systems (for example: solar inverters, etc.).
12. Water damage of any kind caused by inappropriate placement of fittings not IP rated for that location.
13. The cost of renting, obtaining and using special access equipment (i.e. scaffoldings, scissor lifts, etc.) for accessing products installed at a height of greater than 3.0 meters.
14. Travelling costs incurred by MERCATOR personnel or service agents traveling greater than 25 Km from a MERCATOR authorised service agent. The purchaser must meet these traveling costs.
15. Where the product does not perform to the expectation of a user but it does perform to its published features and specifications.
16. Non-structural corrosion damage of non-316 stainless steel components such as surface rust or minor rust.
17. Liability for consequential loss or claims for damage to furniture, carpets, walls, ceilings, foundations or any other event either directly or indirectly resulting from a faulty product or accessory to the maximum extent permitted by law.

Terms & Conditions

Mercator Limited
Warranty

Bathroom Heater/
Exhaust Fan

3

6 COMMERCIAL USE

Mercator products which specifically designed for commercial use are designated as Commercial Use Products on the product packaging.

All Mercator ceiling fan/bathroom heater/exhaust fan products are designed for domestic use unless otherwise specified in the warranty documentation supplied with the product.

Where products designed for domestic use are used in a commercial environment/commercial premises one third of the domestic warranty as supplied with the product applies.

THIS WARRANTY IS VALID IN AUSTRALIA ONLY

HOW TO MAKE A WARRANTY CLAIM

- A. Limited repair/replacement warranty: Please return the faulty MERCATOR product together with a copy of the proof of purchase, and if required, a certificate of compliance for the installation of the product by the licensed electrician who installed the product, to the authorised MERCATOR retailer where the product was purchased. To the maximum extent permitted by law, the customer must bear the costs and expenses of claiming under this warranty, including but not limited to the cost incurred in freight, postage, handling, travel, dismantling or reinstalling the product.
- B. In-home repair/replacement warranty: Where an in-home warranty applies, please phone the MERCATOR customer care hotline 1300 55 22 55 (select option 2.) Australia for all in-homewarranty enquiries and do not phone or return the product to the retailer. Do not uninstall or return a hard-wired product to the retailer unless advised to do so by a MERCATOR customer service representative.

IN CASE OF MISSING ACCESSORIES OR PARTS, PLEASE CONTACT MERCATOR CUSTOMER SERVICE BEFORE INSTALLATION OF THE PRODUCT. IF YOUR PRODUCT IS DEFECTIVE OR EXCESSIVELY NOISY, PLEASE CONTACT MERCATOR CUSTOMER SERVICE BEFORE THE ELECTRICIAN LEAVES THE RESIDENCE WHERE THE INSTALLATION IS TAKING PLACE.

MERCATOR – LIMITED WARRANTY – LIGHTING PRODUCTS TERMS AND CONDITIONS

MERCATOR PTY LTD ABN: 23 005 946 958
36 Lakeview Drive, Scoresby, VIC, 3179
Telephone: 1300 552 255
Email: warranty@mercator.com.au

1. LIMITED REPAIR / REPLACEMENT WARRANTY

MERCATOR offers a repair or replacement warranty on MERCATOR products in cases where the product fails due to defective materials or workmanship. Please refer to the **LIMITED WARRANTY PERIOD TABLE** which sets out the relevant warranty and warranty period which MERCATOR grants to the purchaser of the MERCATOR product. The warranty period begins from the date of purchase. Also, please refer to **WHAT IS NOT COVERED BY THE LIMITED REPAIR / REPLACEMENT WARRANTY**.

You must have proof of purchase (such as the original dated purchase receipt) from an **authorised MERCATOR retailer** to make a warranty claim. In addition, a certificate of compliance for the installation as required by law from the installing electrician is required for products requiring installation by licensed electricians. Please refer to the Instruction leaflet for the MERCATOR product purchased, which will state if the product is required to be installed by a licensed electrician. Warranty claims without this documentation will NOT be accepted.

REPAIRS / REPLACEMENTS

MERCATOR Products presented for repair may be replaced by refurbished goods of the same type rather than being repaired. Refurbished parts may be used to repair the goods.

BALANCE OF WARRANTY

To the maximum extent permitted by law, any replaced or repaired products by MERCATOR are covered only by the balance of the warranty period remaining from the date of purchase of the original MERCATOR product.

2. IN-HOME REPAIR / REPLACEMENT WARRANTY

In addition to the limited warranty terms set out under section (1) above, the in-home warranty applies to all lighting products which are hard wired to the electricity supply at residential premises and are required to be installed by a licensed electrician.

Where a consumer asserts that a product installed in-home is faulty, and a MERCATOR service agent has attended at the property, A SERVICE CALL FEE WILL BE CHARGED TO THE CONSUMER IF:

The product is deemed to be a non-MERCATOR product;

1. There is nothing wrong with the MERCATOR product or to the extent that the failure is not a failure of the product to perform in accordance with its published features and specifications as reasonably determined by MERCATOR;
2. The original installation of the MERCATOR product was not carried out by a licensed electrician;
3. The installation is not performed in accordance with the relevant MERCATOR product installation instructions;
4. The defects have been caused by incorrect application or abuse or misuse by the consumer of the MERCATOR product.

MERCATOR – LIMITED WARRANTY – LIGHTING PRODUCTS TERMS AND CONDITIONS

In cases of in-home repair/replacements in areas outside the coverage of MERCATOR service agents, MERCATOR will reimburse customers a standard fee of \$95.00 (inc. GST) for using their own electrician. Any service request must be arranged with the MERCATOR warranty department and obtained an Approval Reference Number (ARN) before calling your own electrician. Reimbursements will not be made for call-out fees or other costs without prior approval in writing of the MERCATOR warranty department.

In the circumstances where an emergency has arisen out of normal business hours and the MERCATOR warranty department cannot be contacted to dispatch a service agent to the premises, MERCATOR will reimburse customers their reasonable costs (as determined by MERCATOR) for using their own electrician.

3. WARRANTY TRANSFER

If the ownership changes on the dwelling where the MERCATOR product is installed, the balance of the warranty period passes to the new owner provided the proof of purchase (such as the original dated purchase receipt) from an authorised MERCATOR retailer is retained by the new owner. In addition, a certificate of compliance for the installation as required by law from the installing electrician is required for products requiring installation by licensed electricians.

4. AUSTRALIAN CONSUMER LAW

The benefits given to you in this warranty document are in addition to your other rights and remedies under a law in relation to the products to which this warranty document relates.

"YOUR CONSUMER RIGHTS"

"Our goods come with guarantees that cannot be excluded under the Australian Consumer Law. You are entitled to a replacement or refund

for a major failure and compensation for any other reasonably foreseeable loss or damage. You are also entitled to have the goods repaired or replaced if the goods fail to be of acceptable quality and the failure does not amount to a major failure."

Subject to "Your Consumer Rights" outlined above, but otherwise to the maximum extent permitted by law, MERCATOR will not be liable for any consequential or indirect loss or damage suffered or incurred by you in relation to a MERCATOR product, including but not limited to loss of use, loss or damage for business interruption, or profits.

5. WHAT IS NOT COVERED BY THE LIMITED REPAIR / REPLACEMENT WARRANTY OR THE IN- HOME REPAIR/REPLACEMENT WARRANTY

Subject to "Your Consumer Rights", but otherwise to the maximum extent permitted by law, the MERCATOR warranties provided in this document will not cover the following:

1. MERCATOR products that are not purchased from an authorised retailer and installed in Australia.
2. Where installation was not carried out by a licensed electrician as required.
3. MERCATOR products not installed in accordance with the product's installation instructions or specifications.
4. MERCATOR products not used in accordance with the instructions for use or specifications.
5. Defect, damage or failure to a MERCATOR product resulting from misuse, accident, neglect, abuse, tampering, modifications or unauthorised repairs of any kind by any person.
6. Damages not caused by a fault in the MERCATOR product materials or workmanship.

MERCATOR – LIMITED WARRANTY – LIGHTING PRODUCTS TERMS AND CONDITIONS

7. Defect, damage or failure to a MERCATOR product resulting from any acts of God, including damages from lightning, power grid fluctuations, or power surges.
8. Replacement of light sources (globes, fluorescent tubes, etc) unless specified.
9. Replacement of batteries supplied with certain products.
10. Power supply "noise", intermittent "humming" or other influences from mains power delivery infrastructure. Signals sent through the power grid by the electricity provider for the control of off peak hot water, street lights and other devices may cause an intermittent humming noise in your MERCATOR product. Filters for blocking/reducing such signals are available in Australia at the customer's expense. These noises do not indicate the MERCATOR product is faulty.
11. Damage caused by alternative power systems (for example: solar inverters, etc.).
12. Water damage of any kind caused by inappropriate placement of fittings not IP rated for that location.
13. The cost of renting, obtaining and using special access equipment (i.e. scaffoldings, scissor lifts, etc.) for accessing products installed at a height of greater than 3.0 meters.
14. Travelling costs incurred by MERCATOR personnel or service agents traveling greater than 25 Km from a MERCATOR authorised service agent. The purchaser must meet these traveling costs.

15. Non-structural corrosion damage of non-316 stainless steel components such as surface rust or minor rust.

6. COMMERCIAL USE

Mercator products which specifically designed for commercial use are designated as Commercial Use Products on the product packaging.

All other Mercator products are designed for domestic use.

Where products designed for domestic use are used in a commercial environment/commercial premises one third of the domestic warranty.

THIS WARRANTY IS VALID IN AUSTRALIA ONLY

HOW TO MAKE A WARRANTY CLAIM

A. Limited repair/replacement warranty:

Please return the faulty MERCATOR product together with a copy of the proof of purchase, and if required, a certificate of compliance for the installation of the product by the licensed electrician who installed the product, to the authorised MERCATOR retailer where the product was purchased. To the maximum extent permitted by law, the customer must bear the costs and expenses of claiming under this warranty, including but not limited to the cost incurred in freight, postage, handling, travel, dismantling or reinstalling the product.

B. In-home repair/replacement warranty:

Where an in-home warranty applies, please phone the MERCATOR customer care hotline 1300 55 22 55 (select option 2.) Australia for all in-home warranty enquiries and do not phone or return the product to the retailer. Do not uninstall or return a hard-wired product to the retailer unless advised to do so by a MERCATOR customer service representative.

WARRANTY

MERCATOR – LIMITED WARRANTY – LIGHTING PRODUCTS TERMS AND CONDITIONS

IN THE CASE OF MISSING ACCESSORIES OR PARTS, PLEASE CONTACT MERCATOR CUSTOMER SERVICE BEFORE INSTALLATION OF THE PRODUCT. IF YOUR PRODUCT IS DEFECTIVE OR EXCESSIVELY NOISY, PLEASE CONTACT MERCATOR CUSTOMER SERVICE BEFORE THE ELECTRICIAN LEAVES THE RESIDENCE WHERE THE INSTALLATION IS TAKING PLACE.

In order for you to assist us with your claim, please complete the enclosed warranty form in full.

Visit our website at mercator.com.au for warranty claims and more information

ikuu.com.au

mercator.com.au



 **MERCATOR**

 **MERCATOR** ikuü

Sales Order Hotlines

● 1300 552 255

● 1300 552 256

General & Accounts Enquiries

VIC Head Office

VIC Showroom

Mercator Pty Ltd
Caribbean Park
36 Lakeview Drive
Scoresby VIC 3179

● 03 9302 6200

● 03 9302 6262

All items shown are available at time of printing and are available until sold out. All units other than do-it-yourself models must be installed by a qualified electrician. Products marked with globe/tube to suit product. Colours shown may vary slightly from actual product. Mercator reserves the right to correct any errors at any time.

