

Quick Start

NIGHTHAWK®

1

On your mobile phone, scan the QR code to download the Nighthawk app and follow the setup instructions

If you used the Nighthawk app before, go to the dashboard and tap the top left menu, then SET UP A NEW NIGHTHAWK SYSTEM.



2

Check your network security with NETGEAR Armor™

NETGEAR Armor protects your family's WiFi with an automatic shield of security across your connected devices.

Tap the SECURITY tile in your Nighthawk app to explore your complimentary Armor trial and protection score.

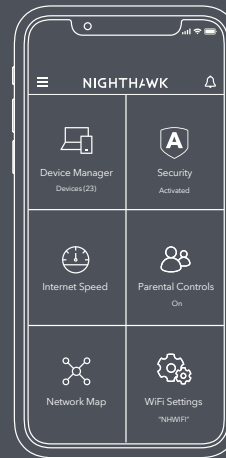


3

Do more with the app

Check out everything you can do on the Nighthawk app! Pause the Internet, run a speed test, set smart parental controls, and more.

(Availability of software services can vary by region.)



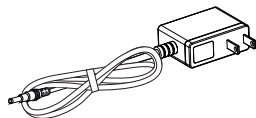
Contents



Router



Ethernet cable



Power adapter
(varies by region)

Troubleshooting

If you're having problems with the installation, you can try these tips:

- Turn off your modem and router and disconnect them. Reboot your modem. Reconnect your router to your modem and try installing with the Nighthawk app again.
- If you're still unable to install your router using the Nighthawk app, install it using the router web interface. Visit routerlogin.net to access the router web interface.

You can also find more setup help online at netgear.com/routerhelp.

NETGEAR®

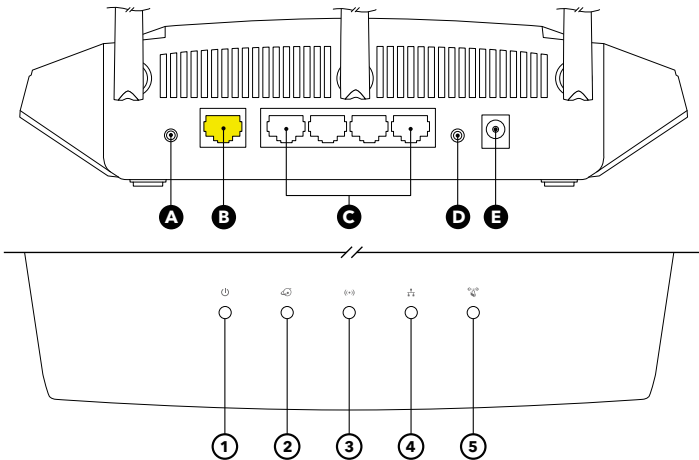
November 2024



NETGEAR, Inc.
NETGEAR INTERNATIONAL LTD

© NETGEAR, Inc., NETGEAR and the NETGEAR Logo are trademarks of NETGEAR, Inc. Any non-NETGEAR trademarks are used for reference purposes only.

Overview



- A** WPS button
- B** Internet port
- C** Ethernet LAN ports

- D** Reset button
- E** Power connection

- 1** Power LED
- 2** Internet LED
- 3** WiFi LED

- 4** Ethernet LED
- 5** WPS LED

Support and Community

Get your questions answered and access the latest downloads at netgear.com/support, and check out our NETGEAR Community at community.netgear.com.

Regulatory and Legal

Si ce produit est vendu au Canada, vous pouvez accéder à ce document en français canadien à netgear.com/support/download/. (If this product is sold in Canada, you can access this document in Canadian French at netgear.com/support/download/.) For regulatory compliance information including the EU Declaration of Conformity, visit netgear.com/about/regulatory/. See the regulatory compliance document before connecting the power supply. For NETGEAR's Privacy Policy, visit netgear.com/about/privacy-policy. By using this device, you are agreeing to NETGEAR's Terms and Conditions at netgear.com/about/terms-and-conditions. If you do not agree, return the device to your place of purchase within your return period.

Applicable to 6 GHz devices only: Only use the device indoors. The operation of 6 GHz devices is prohibited on oil platforms, cars, trains, boats, and aircraft, except that operation of this device is permitted in large aircraft while flying above 10,000 feet. Operation of transmitters in the 5.925-7.125 GHz band is prohibited for control of or communications with unmanned aircraft systems.