

PRODUCT CATALOG


Tablet Oscilloscope Creator | Optical-isolated Probe Leader

- High-resolution Oscilloscope
- Tablet Oscilloscope
- Automotive Oscilloscope
- Modular Oscilloscope
- Android (USB) Oscilloscope
- Optical-fiber Isolated Probe
- High Voltage Differential Probe
- Rogowski AC Current Probe
- High Frequency AC/DC Current Probe
- Low Frequency AC/DC Current Probe
- AC Current Probe

SigOFIT Optical-fiber Isolated Probe

Best choice for SiC, GaN, Si and IGBT testing

Parasitic capacitance as low as 1 pF, it effectively minimizes measurement errors and device oscillation issues, caused by excessive probe parasitic parameters, ensuring measurement accuracy and the safety of the device under test



Bandwidth
DC~1GHz

Common Mode Voltage
85kVpk

Max. Differential Voltage
±6250V

DC Accuracy
1%

Power Supply
Laser

Interface
BNC

Up to **180dB** CMRR,
it allows you to see the true signal
clearly and accurately



Oscilloscope



12bit 8Ch

High Resolution Oscilloscope MHO6 Series

16 inches

P03-P05

Bandwidth	Real-time Sampling Rate	Analog Channels	Vertical Resolution	Memory Depth	Max. waveform Capture Rate	Ultra-thin Design
350MHz-1GHz	6GSa/s	8Ch	12bit	1800Mpts	280000wfms/s	3.52cm



12bit

High Resolution Oscilloscope MHO3 Series

14 inches

P06-P08

Bandwidth	Real-time Sampling Rate	Analog Channels	Vertical Resolution	Memory Depth	Max. waveform Capture Rate	Ultra-thin Design	Supports Hanging
250-500MHz	3GSa/s	4Ch	12bit	360Mpts	230000wfms/s	3.58cm	Save desktop space



12bit

High Resolution Modular Oscilloscope MO3 Series

P09-P10

Bandwidth	Real-time Sampling Rate	Analog Channels	Vertical Resolution	Memory Depth	SFP+ Optical Interface	Ultra-thin Design	Expandable Channels
250-500MHz	3GSa/s	4Ch	12bit	360Mpts	10Gbps	3cm	Matrix connection



12bit

High Resolution Tablet Oscilloscope MHO1 Series

8 inches

P11-P12

Bandwidth	Real-time Sampling Rate	Analog Channels	Vertical Resolution	Memory Depth	Built-in Lithium Battery	Ultra-thin Design	Multifunction Meter Accuracy
100-200MHz	1GSa/s	4Ch	12bit	110Mpts	16000mAh	3.1cm	4½ Digits



Digital Storage Oscilloscope MDO Series

14 inches

P13

Bandwidth	Real-time Sampling Rate	Analog Channels	Memory Depth	Max. waveform Capture Rate	Ultra-thin Design	Supports Hanging
250-500MHz	3GSa/s	4Ch	360Mpts	230000wfms/s	3.58cm	Save desktop space



Tablet Oscilloscope ETO Series

14 inches

P14-P15

Bandwidth	Real-time Sampling Rate	Analog Channels	Memory Depth	Max. waveform Capture Rate	Built-in Lithium Battery	Supports Remote Control Operation
350-500MHz	3GSa/s	4Ch	360Mpts	230000wfms/s	13500mAh	SCPI/App/PC Remote Control



Tablet Oscilloscope TO Series

10.1 inches

P16

Bandwidth	Real-time Sampling Rate	Analog Channels	Memory Depth	Max. waveform Capture Rate	Built-in Lithium Battery	Supports Remote Control Operation
100-300MHz	1-2GSa/s	2/4Ch	110/220Mpts	78000-300000wfms/s	7500mAh	SCPI/App/PC Remote Control




Tablet Oscilloscope STO Series

8 inches

P17

Bandwidth	Real-time Sampling Rate	Analog Channels	Memory Depth	Max. waveform Capture Rate	Built-in Lithium Battery	Supports Remote Control Operation
100-200MHz	1GSa/s	2/4Ch	70Mpts	130000wfms/s	7500mAh	SCPI/App/PC Remote Control



Automotive Oscilloscope ATO Series

10.1 inches

P18-P19

Bandwidth	Real-time Sampling Rate	Analog Channels	Memory Depth	Max. waveform Capture Rate	Built-in Lithium Battery	Dedicated to Car Maintenance
100-300MHz	1-2GSa/s	2/4Ch	110/220Mpts	78000-300000wfms/s	7500mAh	Integrated car diagnostic pro features



Automotive Oscilloscope SATO Series 8 英寸

P18-P19

Bandwidth	Real-time Sampling Rate	Analog Channels	Memory Depth	Max. waveform Capture Rate	Built-in Lithium Battery	Dedicated to Car Maintenance
100-200MHz	1GSa/s	2/4Ch	70Mpts	130000wfms/s	7500mAh	Integrated car diagnostic pro features



Android (USB) Oscilloscope VTO/VATO Series Android

P20

Bandwidth	Real-time Sampling Rate	Analog Channels	Memory Depth	Compact Structure	Built-in Lithium Battery	Economical and Portable
200MHz	1GSa/s	4Ch	50Mpts	Slim body design	7500mAh	Direct-connect with Android

I Probe



SigOFIT Optical-fiber Isolated Probe MOIP Series

P21-P23

Bandwidth	Differential Voltage	DC Gain Accuracy	CMRR	Common Mode Voltage	Dual Range Switching	Instant Access	Interface
100MHz-1GHz	±6250V	1%	Up to 180dB	85kVpk	0dB/20dB	Rapid self-calibration	BNC



High Voltage Differential Probe DP Series

P24~P25

Bandwidth	Differential Voltage	Accuracy	CMRR	Dual-Range Switching	5MHz Bandwidth Limiting	Interface
100MHz-500MHz	Up to 7000Vpk	2%	>-80dB			BNC



Rogowski AC Current Probe RCP Series

P26~P27

Bandwidth	Coil Cross-section (diameter)	Accuracy (typical)	Peak Current	Interface
2Hz-30MHz	1.6mm	2%	12000Apk	BNC



High Frequency AC / DC Current Probe CP3008

P28

Bandwidth	Max. Measurable Current	Accuracy (typical)	Jaw Diameter	Resolution	Dual Range Switching	Interface
DC~8MHz	500Apk, 300Arms	1%	20mm	Up to 10mA	50A/300A	BNC



High Frequency AC / DC Current Probe CP Series

P29

Bandwidth	Max. Measurable Current	Accuracy (typical)	Jaw Diameter	Noise	Dual Range Switching	Interface
DC~100MHz	50Apk, 30Arms	1%	5mm	<4mApp	5A/30A	BNC



Low Frequency AC/DC Current Probe CP2100 Series

P30

Bandwidth	Max. Measurable Current	Power Supply	Jaw Diameter	Interface
DC~2.5MHz	100Apk(70.7Arms)	USB DC 5V	13mm	BNC



AC Current Probe ACP1000

P31

Bandwidth	Max. Measurable Current	Highest Accuracy	Jaw Diameter	Dual Range Switching	Interface
10Hz~100kHz	1000A	1%	52mm	10A/100A/1000A	BNC

High Resolution Oscilloscope MHO6 Series

The MHO high-resolution oscilloscope 6 series features a 1GHz bandwidth, 6GSa/s sampling rate, 8 analog channels, a storage depth of 1800 million points (Mpts), and a 12-bit vertical resolution. Its high bandwidth and 8-channel capability are suitable for faster circuit analysis and more synchronized signal testing. Its ultra-thin design of 3.52 cm can save a lot of your precious desk space; a 16-inch touch screen with a resolution of 1920*1200 provides you with a super clear waveform display for a more comfortable visual experience.

Bandwidth
350MHz-1GHz

Real-time Sampling Rate
6GSa/s


Analog Channels
8Ch

Vertical Resolution
12bit

Memory Depth
1800Mpts

Display
16" 1920*1200

Ultra-thin Design
3.52cm

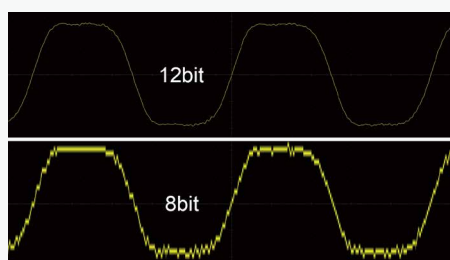


Key Performance Indicators

- 350MHz, 500MHz or 1GHz options available
- 8 analog channels
- 3.52cm Ultra-Thin design
- Simultaneous data saving on multi-channel
- High / Low pass bandwidth filtering
- Segmented storage function
- Advanced math and FFT function
- Standard decodes: RS-232/422/485/UART, CAN, CAN FD, LIN, SPI, I²C, ARINC-429, MIL-STD-1553B
- 6GSa/s sampling rate, 1800Mpts memory depth
- 12-bit vertical resolution
- 16-inch 2K High-Definition Touch Screen Display
- Ultra-friendly UI, learn to use in 5 minutes
- Mic-OPI™ patented probe interface, automatic probe calibration
- Mobile APP, PC remote control, SCPI commands
- 256G internal storage to save large data

Features

Outstanding Performance Precise Insight



The MHO 6 series oscilloscopes utilize high-precision 12-bit high-speed ADC technology with a sampling rate up to 6Gsa/s. Combined with meticulous circuit design and advanced signal processing techniques, they achieve comprehensive capture and stable analysis of signals ranging from weak to high-speed, providing solid assurance for high-precision testing in fields such as scientific research, production, and education. Their maximum analog bandwidth reaches 1GHz, easily meeting the testing challenges of the most cutting-edge devices in the field of power electronics.

Multi-Channel Parallelism Efficiency Upgraded



Equipped with 8 independent analog channels, the MHO 6 series oscilloscopes enable engineers to simultaneously observe and analyze up to 8 test points, greatly enhancing testing efficiency and accuracy. This provides strong support for timing analysis, troubleshooting, and performance optimization of complex systems.

Outstanding Display



Featuring a 16-inch high-definition touch screen with a resolution of up to 1920*1200, it delivers a delicate and clear visual experience. The ultra-thin body design, with a thickness of only 3.52cm, is both portable and aesthetically pleasing, making every operation a pleasure.

Complete Connectivity



Standard with BNC adapter; also has USB 3.0 Host, USB Type-C, LAN, HDMI etc...

Comprehensive Selection of Probes

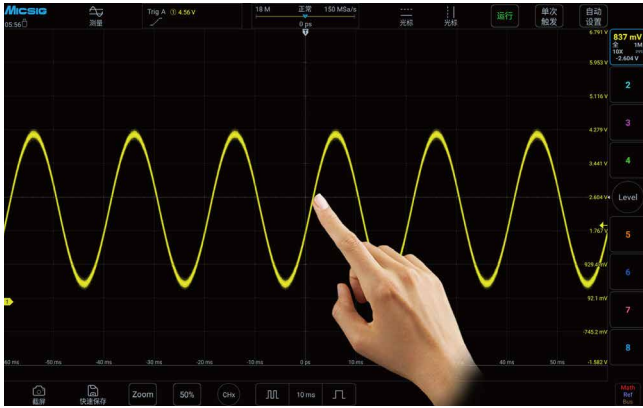


Based on Micsig's comprehensive probe product line, the MHO6 series oscilloscopes can be paired with SigOFIT Optical-fiber Isolated Probe, high-voltage differential probes, Rogowski coils, and high-frequency AC/DC current probes, among others. Each of these probes has its own unique features, capable of flexibly adapting to various testing scenarios, providing a complete and reliable solution for power electronics testing.

Key Specifications

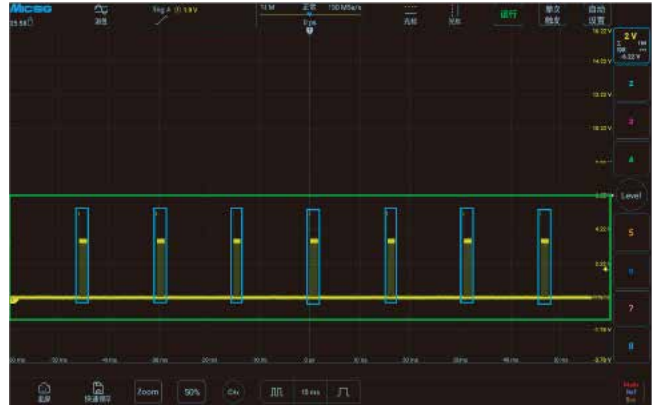
Model	MHO68-1000	MHO68-500	MHO68-350
Bandwidth	1GHz	500MHz	350MHz
Rise Time	$\leq 0.4\text{ns}$	$\leq 0.7\text{ns}$	$\leq 1\text{ns}$
Vertical Resolution	12bit		
Analog Channels	8		
Real-time Sampling Rate	6Gsa/s		
Memory Depth	1.8Gpts		
Input impedance	50Ω / 1MΩ		
Display	16" full touch display, 1920 x 1200 resolution		
Dimension	44.3.*30.7*3.52cm		

Functions



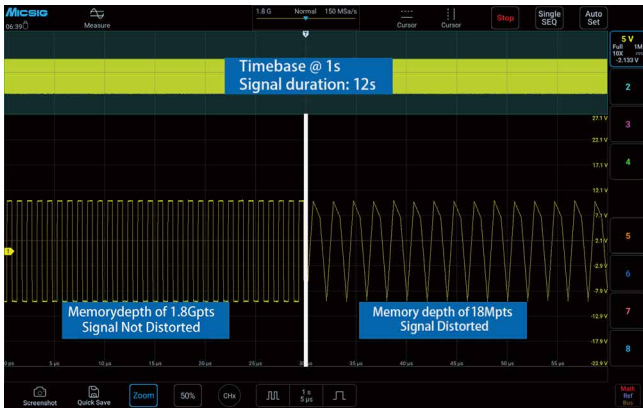
Smooth Touch Control

16" full-touch integrated display, all operations can be completed by touch, more intuitive and efficient than ever before. With accumulation of 10 years of UI design experience, the MHO6 series simplifies all user interfaces, engineers can quickly learn to use in 5 minutes.



Segmented Storage Acquisition

The segmented storage function divides the limited storage space into multiple small segments and collects multiple trigger events into one storage space and allows to play back captured signals, effectively captures target signals multiple times over a long period of time.



Deep Memory

Insufficient memory depth often leads to distortion when long time-base signals were expanded. With memory depth of up to 1800Mpts, there is no reduction in performance even with two channels opened at the same time. The signals will still maintain excellent fidelity even at long period of time.



Full bandwidth High pass Low pass

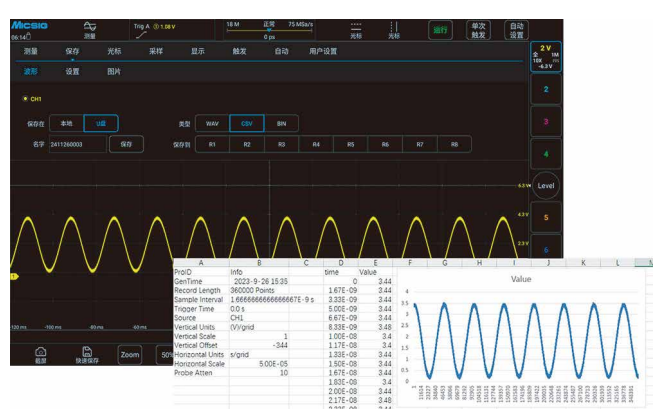
Hardware Digital Filtering

Digital filtering can selectively allow or block signal components within specific frequency ranges.



Serial Bus Decoding and Analysis

Support 8 serial bus decodes: RS-232/422/485/UART, CAN, LIN, CAN FD, SPI, I2C, ARINC-429, 1553B. With the TXT decoding text mode, the data can be transferred to CSV format.



Diverse File Saving

Users can save waveforms and measurement results as binary (BIN) or CSV format files for data analysis using Matlab or Excel. Also support saved as WAV format, direct open & analysis inside the oscilloscope. Additionally, user can save waveforms as images or record videos.

High Resolution Oscilloscope MHO3 Series

High Resolution Oscilloscope MHO3 Series has 500MHz bandwidth, 3GSa/s sampling rate, 4 analog channels, 360Mpts memory depth and 12 bits vertical resolution; 3.58cm ultra-thin body support wall/arm mounting; 14-inch integrated touch screen with resolution of 1920 x 1200 brings unmatched waveform display.

Bandwidth
250-500MHz

Real-time Sampling Rate
3GSa/s

Analog Channels
4Ch

Vertical Resolution
12bit

Memory Depth
360Mpts

Display
14" 1920*1200

Ultra-thin Design
3.58cm

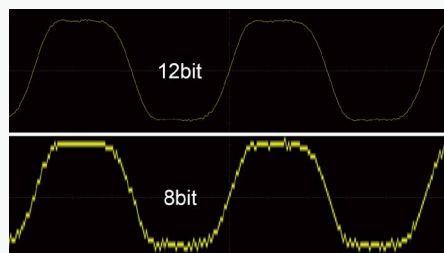


Key Performance Indicators

- 12-bit vertical resolution
- 3GSa/s sampling rate, 360Mpts memory depth
- DC gain accuracy: $\leq 1\%$
- 3.58cm ultra-thin design
- Simultaneous data saving on multi-channel
- High / low pass bandwidth filtering
- 230,000 wfms/s waveform capture rate
- Segmented storage function
- Advanced math and FFT function
- 250MHz, 350MHz or 500MHz options available
- 4 analog channels, base noise $< 80\mu\text{Vrms}$
- 14-inch 2K high-definition touch screen display
- Ultra-friendly UI, learn to use in 5 minutes
- Mic-OPI™ patented probe interface, automatic probe calibration
- Mobile APP, PC remote control, SCPI commands
- 32G internal storage to save large data
- Standard decodes: RS-232/422/485/UART, CAN, CAN FD, LIN, SPI, I²C, ARINC-429, MIL-STD-1553B

Features

12-bit Vertical Resolution



MHO 3 series has 12-bit high-resolution ADC with a quantization level of up to 4096, which is 16 times that of traditional 8-bit ADC, helping users to observe waveform details more comprehensively and clearly.

Remote Control



Support PC and smartphone remote control, also have HDMI port for demonstration purpose. Support SCPI programming commands control, helping engineers achieve automated measurements more flexibly and efficiently.

Wall/Arm Mounting



130 mm × 300 mm wall-mount interface. Convenient wall/arm mounting, flexible and space-saving on the desktop.

Various Connections



USB 3.0 Host, USB Type-C, LAN, Grounding, HDMI, Trigger out, etc.

Mic-OPI™ probe interface



Mic-OPI™ interface performs automatic probe compensation and calibration, standard BNC adapters help to connect with all BNC probes.

Key Specifications

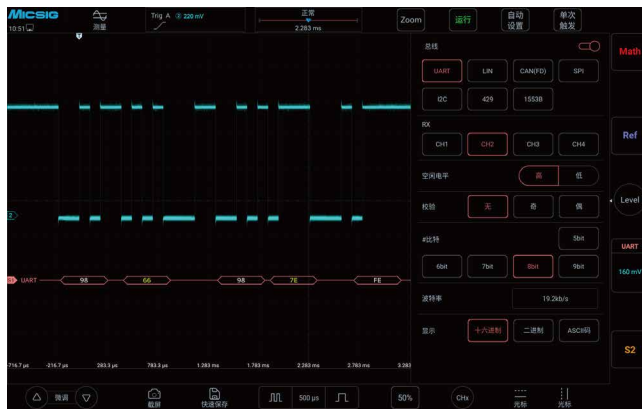
Model	MHO3-5004	MHO3-3504	MHO3-2504
Bandwidth	500MHz	350MHz	250MHz
Rise Time	≤0.7ns	≤1ns	≤1.4ns
Analog Channels	4		
Real-time Sampling Rate	3GSa/s		
Memory Depth	360Mpts		
Max. Waveform Capture Rate	230,000wfms/s		
Noise	< 80μVrms		
Vertical Resolution	12bit		
Interfaces	USB 3.0 Host, USB Type-C, LAN, HDMI, Trigger Out		
Display	14" full touch display, 1920 x 1200 resolution		
Dimension	400*280*35.8mm		

Functions



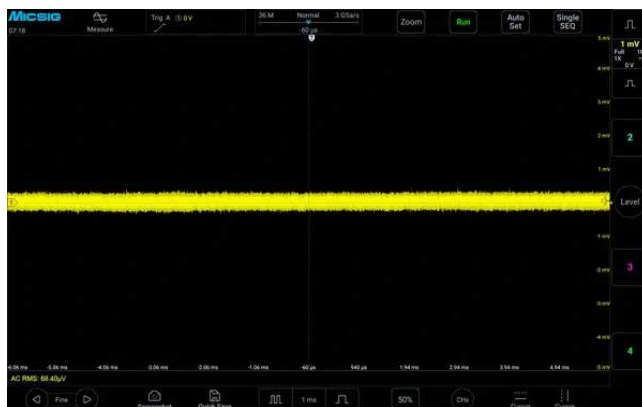
Deep Memory

Insufficient memory depth often leads to distortion when long time-base signals were expanded. With memory depth of up to 360Mpts, there is no reduction in performance even with two channels opened at the same time. The signals will still maintain excellent fidelity even at long period of time.



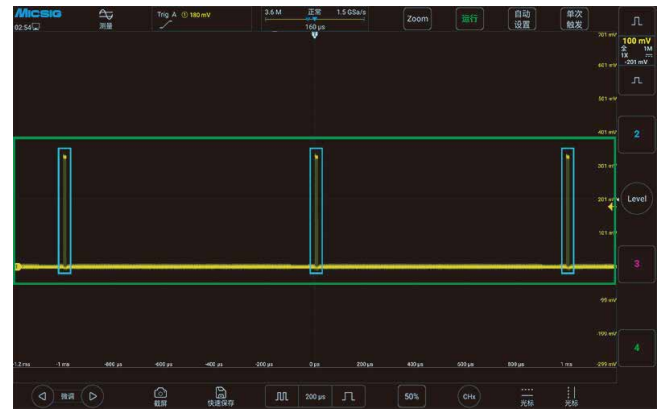
Serial Bus Decoding and Analysis

Support 8 serial bus decodes: RS-232/422/485/UART, CAN, LIN, CAN FD, SPI, I2C, ARINC-429, 1553B. With the TXT decoding text mode, the data can be transferred to CSV format.



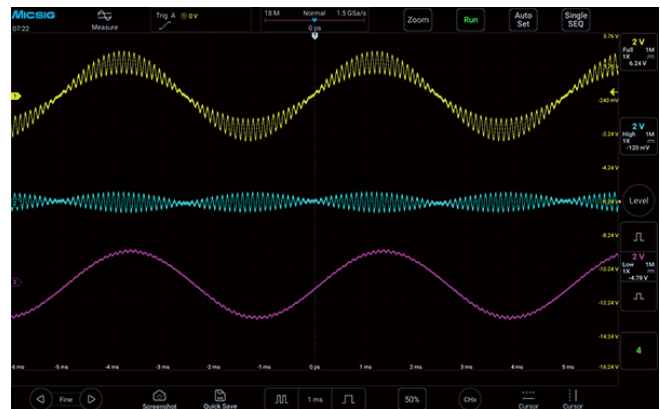
Low Noise Floor

Even at its full bandwidth of 500M, the noise floor of the MHO3 series is still less than 80 μ Vrms, allows engineers accurately capture weak but important signals during daily circuit debugging and signal analysis.



Segmented Storage Acquisition

The segmented storage function divides the limited storage space into multiple small segments and collects multiple trigger events into one storage space and allows to play back captured signals, effectively captures target signals multiple times over a long period of time.



Hardware Digital Filtering

Digital filtering can selectively allow or block signal components within specific frequency ranges.



Statistics Measurement

Simultaneously calculate the average, maximum, minimum, and root mean square of 10 measurement items, with a max count of up to 10,000, every waveform data is accurately recorded, providing more accurate and comprehensive readings.

High Resolution Modular Oscilloscope MO3 Series

The MO3 series of high-resolution modular oscilloscopes boasts impressive performance, with a chassis thickness of only 3cm. It is not a traditional virtual oscilloscope and can be connected to any display device (including LCD TVs, projectors, etc.) for direct use via an HDMI interface. It can also be connected to a computer via an Ethernet port or SFP+ optical port for remote control and data acquisition and analysis. The MO3 series has an analog bandwidth of up to 500MHz, a sampling rate of 3GSa/s, and a memory depth of 360Mpts, with 4 analog channels. The user-friendly UI design and a rich set of measurement functions offer a completely new user experience.

Bandwidth 350-500MHz	Real-time Sampling Rate 3GSa/s	Analog Channels 4Ch	Vertical Resolution 12bit
Memory Depth 360Mpts	SFP+ Optical Interface 10Gbps	Ultra-thin Design 3cm	Expandable Channels Matrix connection

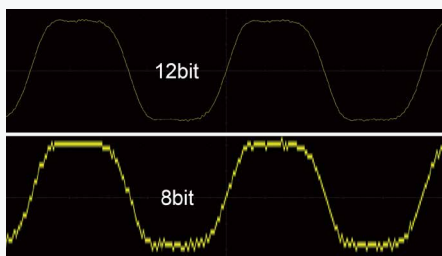


Key Performance Indicators

- 12-bit vertical resolution
- 500 MHz bandwidth, 4 channels
- Excellent DC gain accuracy: $\pm 1.0\%$
- Simultaneous data saving on multi-channel
- High / Low pass bandwidth filtering
- Noise floor $< 80 \mu\text{Vrms}$, accurately capture weak signals
- Segmented storage function
- Advanced math and FFT function
- Supports network-based firmware upgrade
- 230,000 wfms/s waveform capture rate
- Data transfer rate up to 10Gbps
- Supports matrix connection, enabling more analog channels (4*N)
- Ultra-friendly UI, learn to use in 5 minutes
- Mic-OPI™ patented probe interface, automatic probe calibration
- Mobile APP, PC remote control, SCPI commands
- 32G internal storage to save large data
- Standard decodes: RS-232/422/485/UART, CAN, CAN FD, LIN, SPI, I²C, ARINC-429, MIL-STD-1553B


Features

12-bit Vertical Resolution



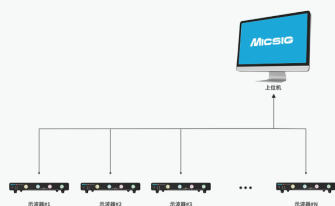
The MO3 series utilizes a 12-bit high-resolution ADC, offering a quantization level of up to 4096, which is 16 times that of a traditional 8-bit ADC. This helps users to observe the details of waveforms more completely and clearly.

Flexible connection and remote control capability



It can be directly used by connecting to any display device via the HDMI interface, and it can also be connected to a computer via the LAN port to achieve remote control and testing through the use of software and SCPI commands.

Matrix-style Connection



It supports rack-mounted installation, or the synchronization of N units in a matrix to achieve a greater number of analog channels ($4 \times N$).

Various Connections



USB 3.0/2.0 Host, USB Type-C, LAN, SFP+, HDMI, Trigger In/Out, 10MHz Clock In/Out, and other abundant interfaces.

High-Speed Data Transfer



With a data transfer rate of up to 10Gbps, it offers unlimited possibilities for integrated secondary development. Even if the computer's data throughput rate is sufficient, the MO3 series modular oscilloscope can serve as a continuous high-speed data acquisition device.

Key Specifications

Model	MO34-500	MO34-350	MO34-250
Bandwidth	500MHz	350MHz	250MHz
Rise Time	$\leq 0.7\text{ns}$	$\leq 1\text{ns}$	$\leq 1.4\text{ns}$
Analog channels	4		
Real-time sampling rate	3GSa/s		
Memory Depth	360Mpts		
Max. waveform capture rate	230,000wfms/s		
Vertical Resolution	12bit		
Input Impedance	50Ω / 1MΩ		
Power supply	DC 24V		
Dimensions	224.5*30*264.3mm (Width*Height*Depth)		

High Resolution Tablet Oscilloscope MHO1 Series

Micsig MHO1 series is an ultra-portable professional-grade high-resolution oscilloscope, equipped with a 12-bit high-precision ADC, featuring a bandwidth of up to 200MHz, 4 analog channels, a real-time sampling rate of 1GSa/s, and a storage depth of 110Mpts. These high-performance parameters ensure that every measurement is accurate and provides a solid foundation for in-depth signal analysis. With a body thickness of only 3.1 cm, it can be easily placed in a backpack for efficient testing anytime, anywhere. It is equipped with an 8-inch high-definition anti-glare touch screen with a resolution of up to 1280*800, offering a delicate and clear picture and responsive touch, bringing users an ultimate operating experience.

Bandwidth
100-200MHz

Real-time Sampling Rate
1GSa/s

Analog Channels
4Ch

Vertical Resolution
12bit

Memory Depth
110Mpts

Multifunction Meter Accuracy
4½ Digits

Ultra-thin Design
3.1cm

Built-in Lithium Battery
16000mAh



Handbag set



Suitcase set

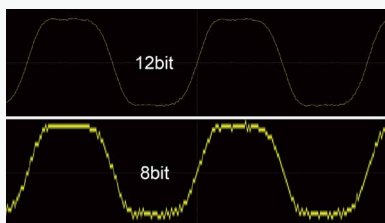


Key Performance Indicators

- 12-bit vertical resolution
- Optional 100 MHz and 200 MHz bandwidth, 4 channels
- High / Low pass bandwidth filtering
- Segmented storage function
- Advanced math and FFT function
- Simultaneous data saving on multi-channel
- Chassis thickness of 3.1 cm, making it easy to carry
- Supports power lock, providing greater peace of mind during transportation
- Supports Wi-Fi, enabling network-based firmware upgrades
- Integrated 4½ digit multimeter functionality
- 8-inch touch screen all-in-one, 1280 x 800 resolution
- DC gain accuracy: ≤1%
- Ultra-friendly UI, learn to use in 5 minutes
- Large capacity battery of 16,000mAh
- Supports Type-C charging
- Mobile APP, PC remote control, SCPI commands
- 32G internal storage to save large data
- Standard decodes: RS-232/422/485/UART, CAN, CAN FD, LIN, SPI, I²C, ARINC-429, MIL-STD-1553B

Features

12-bit Vertical Resolution



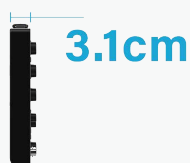
The MHO1 series utilizes a 12-bit high-resolution ADC, offering up to 4096 quantization levels, which is 16 times that of a traditional 8-bit ADC. This allows users to observe waveform details more completely and clearly.

Built-in Battery for Ultimate Portability



Despite its ultra-thin design, the MHO1 series features a soft rubber protective casing that not only offers a comfortable grip but also excellent protective capabilities. Equipped with a 16000mAh high-capacity, long-life lithium-ion battery, it can withstand over 1000 charge-discharge cycles. Additionally, it supports charging via power banks, completely eliminating worries about battery life and making testing work more worry-free.

Ultra-thin 3.1cm Body



The MHO1 series has a body thickness of only 3.1cm, which is very compact and small, easily fitting into your backpack for efficient testing anytime, anywhere.

Various Connections



Standard USB 3.0 Host, Type-C, LAN, HDMI, and calibration square wave output interfaces (with switchable Trigger out) meet diverse connectivity needs, enhancing the flexibility and convenience of testing.

Integrated Multimeter Function



The MHO1 series oscilloscope innovatively incorporates a 4½-digit multimeter function, supporting a variety of measurements including voltage, current, resistance, continuity testing, diode testing, and capacitance measurement. There's no need to carry an additional multimeter, as it can meet a diverse range of testing requirements. Furthermore, the system supports simultaneous operation of the oscilloscope and multimeter with seamless switching, greatly enhancing on-site work efficiency and convenience.

Key Specifications

Model	MHO14-100	MHO14-200
Bandwidth	100MHz	200MHz
Rise Time	≤ 3.5ns	≤ 1.75ns
Analog channels	4	
Real-time sampling rate	1GSa/s	
Memory Depth	110Mpts	
Max. waveform capture rate	50,000wfms/s	
Vertical Resolution	12bit	
Interfaces	USB 3.0 Host、USB Type-C、LAN、HDMI	
Display	8" TFT LCD capacitive touch screen, 1280*800 pixels	
Battery	3.7 V、16000mAh Lithium-ion battery	
Charging	Standard DC 12V adapter, supports Type-C 5V charging	
Multifunction Meter Accuracy	4½ Digits	
Dimension	265*174*31mm (Width x Height x Thickness)	

Digital Storage Oscilloscope MDO Series

- Max. 500MHz bandwidth
- Up to 360Mpts memory depth
- Simultaneous data saving on multi-channel
- High / Low pass bandwidth filtering
- Noise floor < 90 μ Vrms
- Standard segmented storage function
- Advanced math and FFT function
- 230,000 wfms/s waveform capture rate
- 14" anti-glare touch screen, 1920 x 1200 resolution
- Ultra-friendly UI, get to use in 5 minutes
- Mic-OPI™ probe interface, auto-match attenuation
- Mobile APP, PC remote control, SCPI commands
- 32G internal storage to save big data
- Standard decodes: RS-232/422/485/UART, CAN, CAN FD, LIN, SPI, I²C, ARINC-429, MIL-STD-1553B



Key Specifications

Model	MDO5004	MDO3504	MDO2504
Bandwidth	500MHz	350MHz	250MHz
Rise Time	$\leq 0.7\text{ns}$	$\leq 1\text{ns}$	$\leq 1.4\text{ns}$
Analog channels	4		
Real-time sampling rate	3GSa/s		
Memory Depth	360Mpts		
Max. waveform capture rate	230,000wfms/s		
Noise	< 90 μ Vrms		
Vertical Resolution	8bit		
Interfaces	USB 3.0 Host, USB Type-C, LAN, HDMI, Trigger Out		
Display	14" full touch display, 1920 x 1200 resolution		
Dimension	400*280*35.8mm		

Tablet Oscilloscope ETO Series

Equipped with dedicated SigtestUI™ multitasking system, the ETO series is very smooth to operate. Soft rubber protected slim body, with a 14-inch integrated touch screen and highest resolution of 1920 x 1200 pixels, brings ultra-clear waveform display you might never experienced.

Bandwidth
350MHz/500MHz

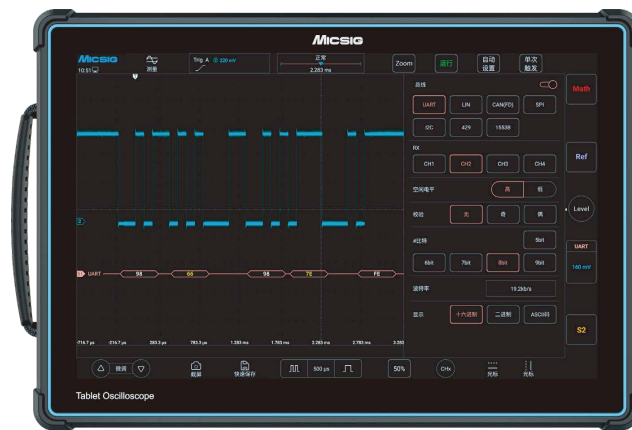
Real-time Sampling Rate
3GSa/s

Analog Channels
4Ch

Memory Depth
360Mpts

Display
14" touch screen

Built-in Lithium Battery
7.4V/13500mAh

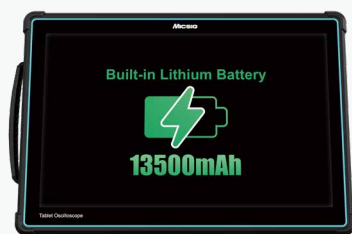


Key Performance Indicators

- Max. 500MHz bandwidth
- Intuitive user interface
- Save multi-channel data simultaneously
- High pass, Low pass bandwidth filter
- Noise < 90μVrms
- Segmented storage function (10,000 events)
- Advanced math and FFT functions
- Up to 230,000wfms/s waveform capture rate
- 14" anti-glare full touch screen, 1920*1200 pixels
- Built-in large battery, easy for lab and field using
- Mic-OPI™ probe interface, auto probe compensation
- Support mobile, PC remote control and SCPI commands
- 32G internal storage to store big data
- Standard RS-232/422/485/UART, CAN, CAN FD, LIN, SPI, I2C, and ARINC-429, MIL-STD-1553B serial decode


Features

Large Battery



Built-in 13500mAh large battery, the ETO can be used on desktop or take out for field test. Support power-off lock, more secure to transport.

Remote Control



Support PC and smartphone remote control, also have HDMI port for demonstration purpose. Support SCPI programming commands control, helping engineers achieve automated measurements more flexibly and efficiently.

VESA Mounting



75mm x 75mm standard VESA mount interface, flexible to move and space-saving on the desk.

Various Interfaces



Equipped with a variety of ports, including USB 3.0/2.0 Host, USB Device, grounding socket, HDMI, Trigger out, etc.

Mic-OPI™ Probe Interface



Mic-OPI™ interface performs automatic probe compensation and calibration, standard BNC adapters help to connect with all BNC probes.

Key Specifications

Model	ETO5004	ETO35004
Bandwidth	500MHz	350MHz
Analog Channels	4	
Real-time Sampling Rate	3GSa/s	
Memory Depth	360Mpts	
Max. waveform Capture Rate	230,000wfms/s	
Noise	< 90μVrms	
Vertical Resolution	8bit	
Interfaces	USB 3.0/2.0 Host, USB Type-C, HDMI, Trigger out	
Display	14" full touch display, 1920 x 1200 resolution	
Battery	7.4V/13500mAh Li-Ion battery	
Dimension	353*245*56mm	

Tablet Oscilloscope TO Series

The TO series of tablet oscilloscopes is a professional-grade portable oscilloscope that features a 10.1-inch large high-definition screen, built-in lithium battery with a duration of over five hours, 2/4 channel options, a maximum bandwidth of 300MHz, the highest sampling rate of 2GSa/s, and a maximum memory depth of 220Mpts. It is equipped with the SigtestUI™ multitasking system, a user-friendly interface specifically designed for test instruments, allowing you to operate the oscilloscope as easily as using a smartphone. This makes it convenient for you to solve problems anytime, whether in the lab or on-site.

Bandwidth
100-300MHz

Real-time Sampling Rate
2GSa/s

Analog Channels
2/4Ch

Memory Depth
110/220Mpts

Built-in Lithium Battery
7.4V/7500mAh



Handbag set



Suitcase set



Key Specifications

Model	TO3004	TO2004	TO2002	TO1004
Bandwidth	300MHz	200MHz	200MHz	100MHz
Rise Time	≤ 1.16ns	≤ 1.75ns	≤ 1.75ns	≤ 3.5ns
Analog Channels	4	4	2	4
Real-time Sampling Rate	2GSa/s		1GSa/s	
Memory Depth	220Mpts		110Mpts	
Max. Waveform Capture Rate	300,000 wfms/s		78,000 wfms/s	
Vertical Resolution	8bit			
Interfaces	Wi-Fi, USB 3.0/2.0 Host, USB Type-C, HDMI, Trigger Out			
Storage	32G			
Display	10.1 inch LCD capacitive touch display, 1280*800 resolution, 11*10 grids			
Battery	7.4V, 7500mAh Li-Ion battery			
Dimension / Net Weight	265*192*50mm / 1.9kg (with battery)			

Tablet Oscilloscope STO Series

The Micsig STO series oscilloscopes feature an 8-inch capacitive touch screen with a resolution of 800x600, offering a maximum bandwidth of 200MHz, a sampling rate of 1GSa/s, and a memory depth of up to 70Mpts. These oscilloscopes support up to 4 analog channels and boast a waveform capture rate of 130,000 waveforms per second. They are capable of serial bus triggering and decoding, and are equipped with a wide array of measurement functions and advanced mathematical operation capabilities. The series supports three operation modes: full touch control, full control panel operation, and a hybrid of touch and control panel operation. Integrated with Micsig's unique touch algorithm patent technology and a user-friendly operating system interface, the STO series delivers an unparalleled user experience.

Bandwidth
100-200MHz

Real-time Sampling Rate
1GSa/s

Analog Channels
2/4Ch

Memory Depth
70Mpts

Built-in Lithium Battery
7.4V/7500mAh



Handbag set



Suitcase set



Key Specifications

Model	STO1004	STO2002
Bandwidth	100MHz	200MHz
Rise Time	≤ 3.5ns	≤ 1.75ns
Analog Channels	4	2
Real-time Sampling Rate	1GSa/s	
Memory Depth	70Mpts	
Max. waveform Capture Rate	13,000 wfms/s	
Vertical Resolution	8bit	
Interfaces	Wi-Fi, USB 3.0/2.0 Host, USB Type-C, HDMI, Trigger out	
Storage	32G	
Display	Industrial 8 inch TFT-LCD (800*600), 14*10 grids	
Battery	7.4V, 7500mAh Li-Ion battery	
Dimension / Net Weight	265*192*50mm / 1.9kg (with battery)	

Automotive Oscilloscope SATO Series

- Professional automotive diagnostic presets
- Support measurements for all vehicles
- Built-in 7500mAh large Li-ion battery
- Compact portable design, best for field work
- Robust oscilloscope functions

SATO Series ▶



Msater kit



◀ ATO Series



Key Specifications

Model	SATO1004	SATO2002	ATO1004	ATO2002	ATO2004	ATO3004
Bandwidth	100MHz	200MHz	100MHz	200MHz	200MHz	300MHz
Analog Channels	4	2	4	2	4	4
Rise Time	1GSa/s		1GSa/s		2GSa/s	
Memory Depth	70Mpts		110Mpts		220Mpts	
Max. Waveform Capture Rate	130,000wfms/s		78,000wfms/s		300,000 wfms/s	
Bandwidth Filter	High Pass, Low Pass (to 30kHz)				High Pass, Low Pass (to 30Hz)	
Segmented Storage	Not support				Support	
Vertical Resolution	8bit					
Support Test	Charging/Start Circuits, Sensors, Actuators, Ignition, Networks (CAN L/H, CAN FD, LIN, Flexray, K line), Combination Tests					
Interfaces	Wi-Fi, USB 3.0/2.0 Host, USB Type-C, HDMI, Trigger Out					
Display	8" TFT-LCD, 800*600 pixel		10.1" TFT-LCD, 1280*800 pixel			
Battery	7.4V, 7500mAh Li-ion					
Dimension / Net weight	265*192*50mm/1.9kg (with battery)					

Features

- Comprehensive auto diagnostic presets
- Powerful signal capture and analysis capability
- Various sensors / Actuators / CAN / LIN / Flexray / Ignitions
- Convenient storage: waveform/save pictures / video recording
- Portable design with all-in-one functions
- The battery life can reach up to 5 hours (depending on the power consumption of different models and the existence of battery wear and tear).
- HDMI function for training & education
- Life-long free software online update

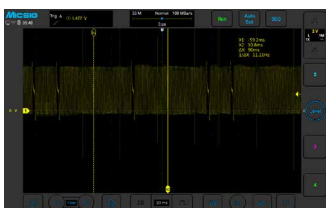


References

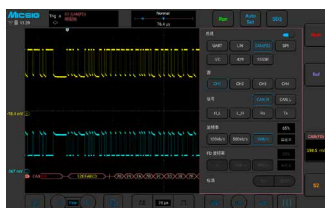
• Primary Ignition



• Crankshaft



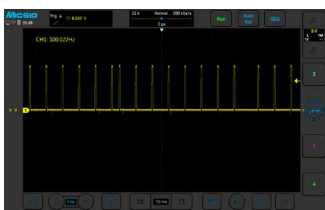
• CAN Bus



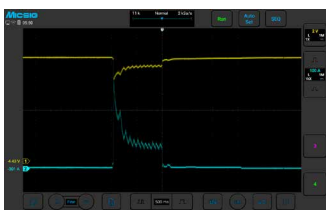
• Throttle Position



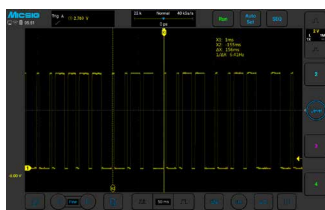
• Variable-speed cooling Fan



• Start/Charging Current



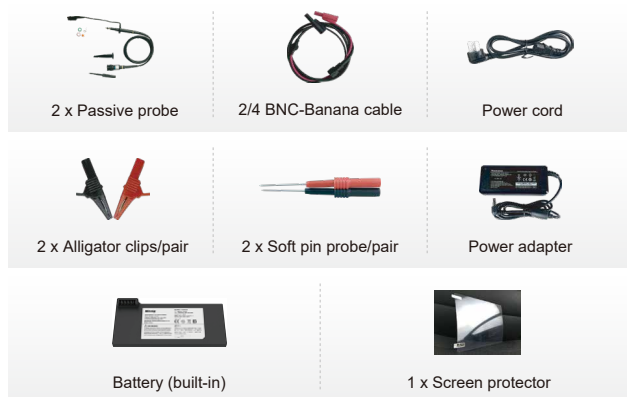
• Camshaft



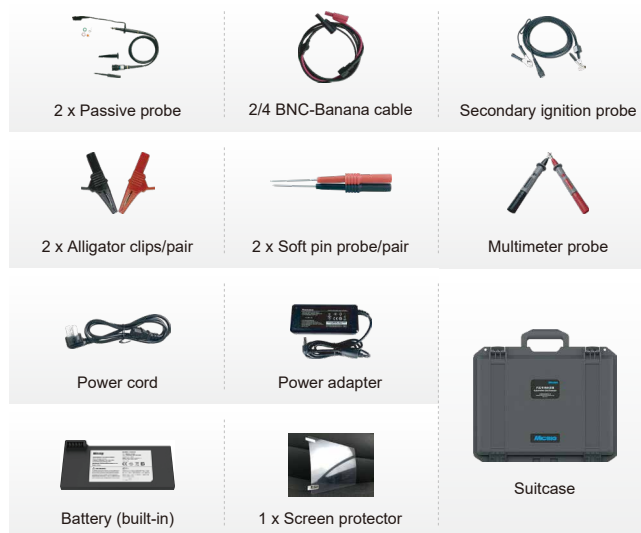
• Carbon Canister Solenoid Valve



Standard Kit



Master Kit



*ATO2002 is a 2-channel oscilloscope, ATO1004/2004/3004 are 4-channel oscilloscopes. The 2-channel oscilloscope comes standard with 2 BNC-Banana cables, 1 pair of alligator clips, and 1 pair of Soft pin probes. The 4-channel oscilloscope comes standard with 4 BNC-Banana cables, 2 pairs of alligator clips, and 2 pairs of Soft pin probes.

Android Oscilloscope VTO Series

Android Oscilloscope VATO Series

- 200MHz bandwidth
- 50Mpts storage depth
- Supports CAN and LIN bus decoding
- Compatible with any Android device
- 1GSa/s sampling rate
- 4 channels
- Built-in battery for day-long use
- Automotive-diagnostic functions — VATO



Key Specifications

Model	VTO2004	VATO2004
Bandwidth	200MHz	
Analog Channels	4	
Rise Time	≤ 1.8ns	
Real-time Sampling Rate	1GSa/s	
Memory Depth	50Mpts	
DC Gain Accuracy	≤ 2%	
Input Impedance	1MΩ±1% 14pF	
Vertical Resolution	8bit	
Power Supply	DC 12V	
Battery (Optional)	7.4V, 7500mAh Lithium-ion battery	
Dimension / Net weight	140*215*52mm/640g	

SigOFIT Optical-fiber Isolated Probe MOIP Series

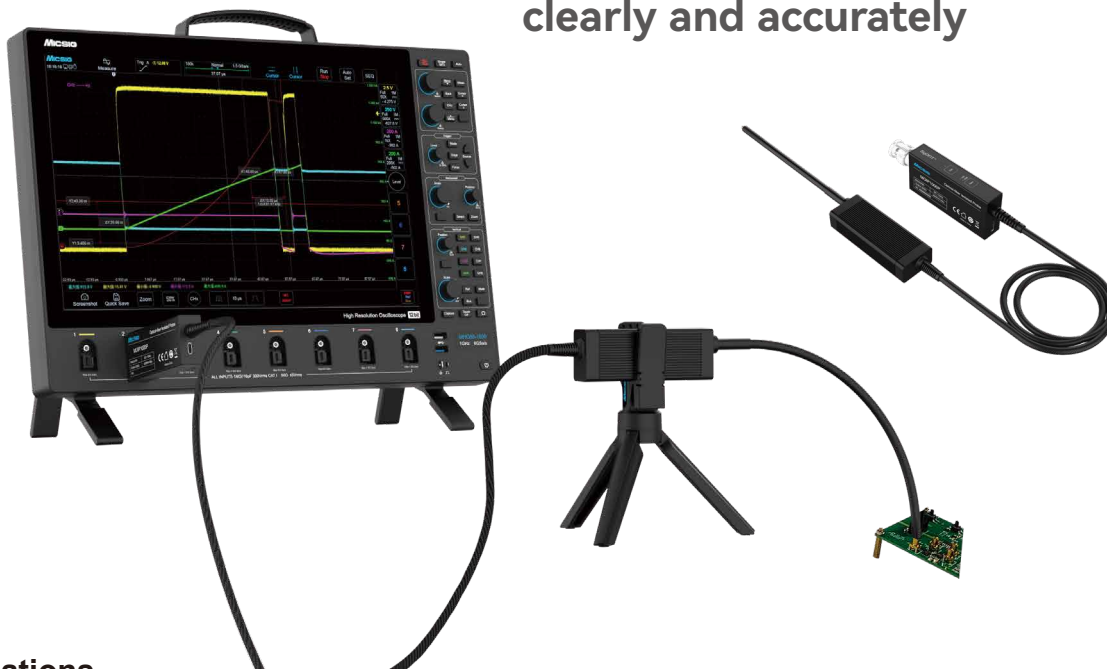
Based on exclusive SigOFIT™ technology, the SigOFIT optical-fiber isolated probe has extremely high CMRR and isolation voltage, help to unveil the whole truth of the signal within bandwidth.

Best choice for SiC, GaN, Si and IGBT testing

Parasitic capacitance as low as 1 pF, it effectively minimizes measurement errors and device oscillation issues caused by excessive probe parasitic parameters ensuring measurement accuracy and the safety of the device under test

Bandwidth 100MHz-1GHz	Common Mode Voltage 85kVpk	Differential Voltage Range Up to ±6250V	DC Gain Accuracy 1%	Interface BNC
---------------------------------	--------------------------------------	---	-------------------------------	-------------------------

Up to **180dB** CMRR,
it allows you to see the true signal
clearly and accurately



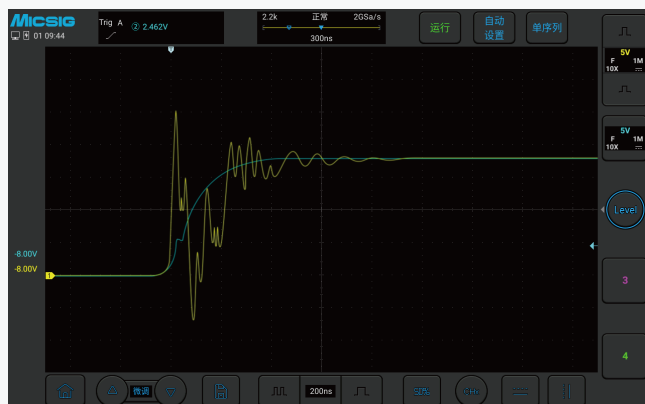
Applications

- Design of motor drive, power converter, electronic ballast
- Design of GaN, SiC, IGBT Half/Full bridge devices
- Design of inverter, UPS and switching power supply
- Safety test for high voltage, high bandwidth applications
- Power device evaluation
- Current shunt measurements
- EMI & ESD troubleshooting
- Floating measurements



Scan to watch
Basic Operation and Precautions

Features



■ Differential Probe ■ SigOFIT Optical-fiber Isolated Probe

Present True Signal

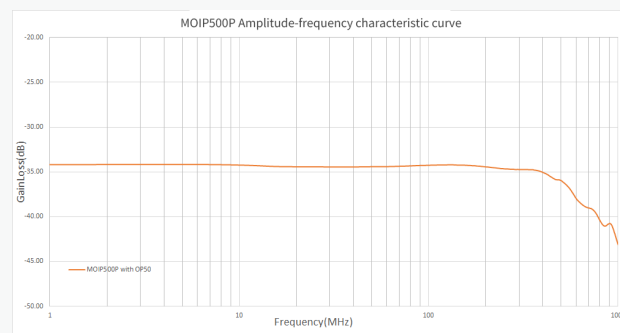
SigOFIT probe delivers highest CMRR: over 128dB at 100MHz, up to 108dB at 1GHz. It's the ultimate referee of signal fidelity measured by other voltage probes.

Best Probe for Third-Gen Semiconductor

Device like SiC and GaN can switch high voltages in a few nanoseconds, containing very high-energy high-frequency harmonics. Even at the highest bandwidth, the SigOFIT probe still have over 100dB CMRR in max. bandwidth, perfectly suppress oscillation caused by high-frequency common-mode noise, it's the best choice for third-generation semiconductor test and measurement.

Highest Accuracy

SigOFIT probe has excellent amplitude-frequency characteristics. DC gain accuracy $\leq 1\%$, while noise $\leq 0.45\text{mVrms}$. Zero drift $< 0.1\%$ (works 5 mins later), gain drift also $< 1\%$.



20X/50X/100X/200X/1000X/2000X/5000X/10000X

Safe to Test Gallium Nitride (GaN)

The test leads of SigOFIT probe are short and with coaxial cable transmission, the input capacitance is as low as 1pF minimum, very safe to test GaN.

Wide Measurement Range

Unlike traditional differential probes can only test high voltage signals, the SigOFIT probe can be used with different attenuator tips to test differential mode signals from $\pm 0.01\text{V}$ to $\pm 6250\text{V}$, achieving full-range output and very high signal-to-noise ratio.

Compact & Simple

Smaller size than traditional differential probes, more accurate probe tips, makes it much easier and flexible to use.

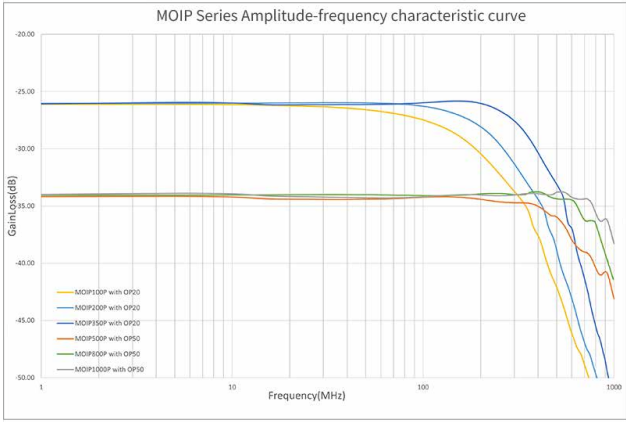
Efficient & Affordable

Fastest response, can be tested immediately after power-on, Auto Calibration in less than 1 second, ensures accurate signal output in real time

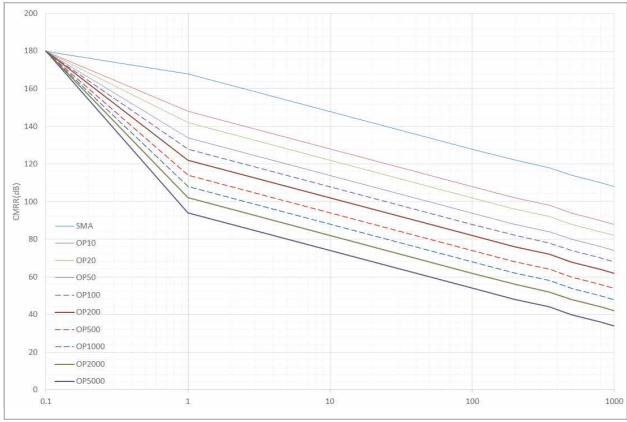


Specifications

Model	MOIP100P	MOIP200P	MOIP350P	MOIP500P	MOIP800P	MOIP1000P
Bandwidth	100MHz	200MHz	350MHz	500MHz	800MHz	1GHz
Rise Time	≤ 3.5ns	≤ 1.75ns	≤ 1ns	≤ 700ps	≤ 500ps	≤ 450ps
CMRR	DC: 180dB 100MHz: 128dB	DC: 180dB 200MHz: 122dB	DC: 180dB 350MHz: 118dB	DC: 180dB 500MHz: 114dB	DC: 180dB 800MHz: 110dB	DC: 180dB 1GHz: 108dB
Differential Voltage Range	Standard: OP20(MMCX), ±25V Optional: OP50(MMCX), ±62.5V OP200(MCX), ±250V OP1000(MCX), ±1250V OP2000(MCX), ±2500V OP5000(LCX), ±6250V		Standard: OP20(MMCX), ±25V OP1000(MCX), ±1250V Optional: OP50(MMCX), ±62.5V OP200(MCX), ±250V OP2000(MCX), ±2500V OP5000(LCX), ±6250V		Standard: OP50(MMCX), ±25V OP2000(MCX), ±1000V Optional: OP20(MMCX), ±10V OP100(MMCX), ±50V OP5000(MCX), ±2500V OP10000(LCX), ±5000V	
Noise	< 0.45mVrms					
DC Gain Accuracy	1%					
Common Mode Voltage Range	85kVpk					
Power Supply	DC 12V					
Fiber Cable Length	2m (Customizable)					
Interface	Standard BNC interface, compatible with oscilloscopes of all brands					



Amplitude-frequency characteristics of different SigOFIT probes.



CMRR of different types of attenuators (0dB) at various frequencies.

High Voltage Differential Probe DP Series

- 100MHz to 500MHz, meet various testing applications from low to high frequencies
- Excellent amplitude-frequency characteristics and industry-leading CMRR for accurate representation of the true form of the measured signal
- High-impedance design + low input capacitance design to minimize loading effects and improve measurement accuracy
- Built-in strong metal shielding for enhanced anti-interference capabilities, effectively reducing the impact of environmental interference on testing
- Ultra-low noise (lower to 5mVrms) for precise capture of minute signals
- One-click instant zeroing, supports overload alarm, and range power-off memory
- Only 2cm thick design, compact size to save bench space
- Standard BNC interface, compatible with oscilloscopes of all brands


Bandwidth
100-500MHz

Differential Voltage
Up to 7000Vpk

CMRR
>-80dB

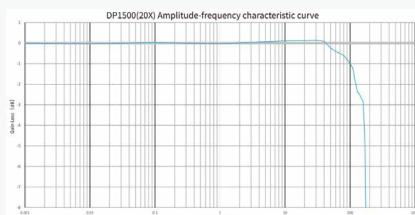
Ultra-small
Only 2cm thick

Interface
BNC



Features

Excellent amplitude frequency characteristics



The amplitude fluctuation within half bandwidth is less than 0.5dB, achieves excellent bandwidth flatness, maintains high accuracy in high frequency bands.

High Accuracy, High CMRR



CH1: @ 100KHz, 207.7V,
output common mode
signal amplitude 94.62mV,
CMRR > -70dB

DP series has high input impedance and low input capacitance, minimized load effect, greatly improved the accuracy of the differential signal. High common mode rejection capability, able to meet floating measurements of high common mode voltage at high frequencies.

Key Specifications

Model	Bandwidth	Max. input Differential Voltage (DC+AC PK)	CMRR	Input Impedance
DP700	100MHz	70V (20X) 700V (200X)	DC: >-80dB 100kHz: >-60dB 10MHz: >-30dB 100MHz: >-26dB	5MΩ / 2pF(differential) 2.5MΩ / 4pF(each input to ground)
DP1500		150V (20X) 1500V (200X)		10MΩ / 2pF(differential) 5MΩ / 4pF(each input to ground)
DP3000		300V (50X) 3000V (500X)		20MΩ / 1.2pF(differential) 10MΩ / 2.4pF(each input to ground)
DP7000		700V (100X) 7000V (1000X)		60MΩ / 0.78pF(differential) 30MΩ / 1.6pF(each input to ground)
DP702	200MHz	70V (20X) 700V (200X)	DC: >-80dB 100kHz: >-60dB 10MHz: >-30dB 100MHz: >-26dB	5MΩ / 2pF(differential) 2.5MΩ / 4pF(each input to ground)
DP1502		150V (20X) 1500V (200X)		10MΩ / 2pF(differential) 5MΩ / 4pF(each input to ground)
DP3002		300V (50X) 3000V (500X)		20MΩ / 1.2pF(differential) 10MΩ / 2.4pF(each input to ground)
DP7002		700V (100X) 7000V (1000X)		60MΩ / 0.78pF(differential) 30MΩ / 1.6pF(each input to ground)
DP703	300MHz	70V (20X) 700V (200X)	DC: >-80dB 100kHz: >-60dB 20MHz: >-40dB	4MΩ / 1.175pF(differential) 2MΩ / 2.35pF(each input to ground)
DP1503		150V (50X) 1500V (500X)		20MΩ / 1.175pF(differential) 10MΩ / 2.35pF(each input to ground)
DP3003		300V (100X) 3000V (1000X)		20MΩ / 1.175pF(differential) 10MΩ / 2.35pF(each input to ground)
DP705	500MHz	70V (20X) 700V (200X)	DC: >-80dB 100kHz: >-60dB 20MHz: >-40dB	4MΩ / 1.175pF(differential) 2MΩ / 2.35pF(each input to ground)
DP1505		150V (50X) 1500V (500X)		20MΩ / 1.175pF(differential) 10MΩ / 2.35pF(each input to ground)
DP3005		300V (100X) 3000V (1000X)		20MΩ / 1.175pF(differential) 10MΩ / 2.35pF(each input to ground)

Parameters

Accuracy	±2%
Power Supply	DC 5V
Overload Indication	LED flash, buzzer
Dimension	control module: L: 91mm W: 33mm H: 15mm Signal box: L: 100mm W: 36mm H: 20mm
Input Cable Length	28cm
Output Cable Length	135cm
Temperature	Working: 0°C ~ 40 °C Non-working: -30 °C ~ 70 °C
Humidity	Working: 5 ~ 85% RH (0°C ~ 40 °C) Non-working: 5% ~ 85% RH (≤ 40 °C) ; 5% ~ 45% RH (40 °C ~ 70 °C)

Rogowski AC Current Probe RCP Series

- Compacted and flexible design, easy to plug in and out
- Low insertion loss (only a few picohenries), no interference to the measured circuit, and supporting safe and non-destructive real-time monitoring
- Slim coil circuit (diameter only 1.6 mm diameter), more suitable for current measurement of small packaged devices (such as MOSFETs and IGBTs)
- Customized probe rings and cable lengths, meet various individual requirements
- Standard BNC interface, compatible with oscilloscopes of all brands


Bandwidth
Up to 30MHz

Max. Measurable Current
12000Apk

Accuracy (Typical)
2%

Coil Cross-section Diameter
1.6mm/3.5mm

Interface
BNC



Features

Smallest Coil Cross-section



The cross-sectional diameter of the coil is only 1.6mm, allow engineers measure current in most difficult-to-reach parts of the circuit, such as TO-220, TO-47 MOSFET.

Measure the Id Current of MOSFET



Excellent high-frequency measurement capabilities, easily measures high-speed signals, able to observe HF harmonic components when measuring the Id current of MOSFET (as shown the oscillation section).

Applications

- Measuring current in motor drives and in particular power quality measurements in VSD, UPS or SMPS circuits
- Double-pulse testing to measure the pin currents of MOSFET and IGBT chips made of materials such as SiC and GaN
- Monitoring currents in small inductors, capacitors, snubber circuits, etc
- Measurement of load current and high-order harmonic current in power electronics
- Measuring small AC currents in the presence of large DC currents
- Measuring high frequency sinusoidal, pulsed or transient currents
- Measuring AC currents in 3-phase supply system
- Measuring the power consumption in semiconductors
- Measurement of 50/60Hz power frequency current
- Power converter development and diagnostics



Key Specifications

Model	RCP60XS	RCP120XS	RCP300XS	RCP600XS	RCP1200XS	RCP3000XS	RCP6000XS	RCP12000XS
Bandwidth	85Hz-30MHz	34Hz-30MHz	10Hz-30MHz	10Hz-30MHz	12Hz-30MHz	3Hz-30MHz	2Hz-30MHz	2Hz-30MHz
Peak Current	60Apk	120Apk	300Apk	600Apk	1200Apk	3000Apk	6000Apk	12000Apk
Output Sensitivity	100mV/A (10X)	50mV/A (20x)	20mV/A (50X)	10mV/A (100X)	5mV/A (200X)	2mV/A (500X)	1mV (1000X)	0.5mV/A (2000X)
Accuracy (typical)	2%							
Peak di/dt	4kA/μs	8kA/μs	20kA/μs	40kA/μs	70kA/μs	70kA/μs	70kA/μs	70kA/μs
Droop (%/ms)	65%/ms	35%/ms	9%/ms	6%/ms	3%/ms	2%/ms	2%/ms	2%/ms
Output Noise	<20mVpp	<20mVpp	<18mVpp	<12mVpp	<5mVpp	<5mVpp	<5mVpp	<6mVpp
Peak Coil Isolation Voltage	AC 1kVrms (1 min) (50Hz/60Hz) (Rogowski coil part only)							
Wire Length (integrator to Rogowski coil)	1.5m (customizable)							
Coil Inner Diameter	25mm (customizable)							
Coil Circumference	80mm (customizable)							
Coil Cross-section Diameter	Appx. 1.6mm							
Interface	Standard BNC interface, compatible with oscilloscopes of all brands							

High Frequency AC / DC Current Probe CP3008

- High Bandwidth: 8 MHz bandwidth covers high-frequency switching power supplies, inverters, and other scenarios
- Maximum Measurement Current: 500 Apk, 300 Arms, supporting high-current surge testing
- High Accuracy: 1% measurement accuracy ensures signal integrity
- Dual-Range Design (50 A/300 A): Suitable for both small-current and large-current testing
- One-Button Zero Calibration/Demagnetization: Simplifies operation and ensures accuracy
- Intelligent Assistance: Supports overload and jaw closure indicator alarms
- Safety Isolation Protection: Overcurrent protection design meets industrial-grade safety standards
- Standard BNC interface, compatible with oscilloscopes of all brands

Bandwidth
DC~8MHz

Accuracy (typical)
1%

Dual Range Switching
50A/300A

Resolution
Up to 10mA

Jaw Diameter
20mm

Interface
BNC



Key Specifications

Model	CP3008	
Bandwidth	DC~8MHz	
Rise Time	≤ 43.75ns	
Range	50Arms, 300Arms	
Max. Current Input	500Apk, 300Arms	
Accuracy (Max continuous current @ DC and 45-66Hz)	±1% ±10mA (50A), ±1% ±100mA (300A)	
Lowest Measurable Current	10mA (50A), 100mA (300A)	
Delay	40ns	
Output Sensitivity	1V / 10A (50A, 10X), 1V / 100A (300A, 100X)	
Overcurrent alarm value	≥ 75Apk (50A), ≥ 500ApK (300A)	
Power Supply	DC 12V	
Max. Working Voltage	CAT II 600V	CAT III 300V
Max. Floating Voltage	CAT II 600V	CAT III 300V
Max. Conductor Diameter	20mm	

High Frequency AC / DC Current Probe CP Series

- DC~100MHz Ultra-Wideband: Seamlessly captures HF signals with distortion-free waveform
- $\pm 1\%$ High Precision + Ultra-Low Noise: Clearly displays faint signals
- Dual-Range 5A/30A Design: Enables precise low-level measurements and high-current transient analysis
- One-Touch Auto-Zero & Degaussing: Ensures fast, accurate measurements
- Overload Protection: Prevents equipment damage, ensuring safety
- Compact 5mm Clamp: Single-handed operation
- Standard BNC interface, compatible with oscilloscopes of all brands

Bandwidth
DC~50MHz/DC~100MHz

Accuracy (typical)
1%

Dual Range Switching
5A/30A

Jaw Diameter
5mm

Interface
BNC



Key Specifications

Model	CP503B	CP1003B
Bandwidth	DC~50MHz	DC~100MHz
Rise Time	$\leq 7\text{ns}$	$\leq 3.5\text{ns}$
Range	5Arms (5A) , 30Arms (30A)	
Max. Current Input	50Apk, 100Apk-pk, 30Arms	
Accuracy (Max continuous current @ DC and 45-66Hz)	$\pm 1\% \pm 1\text{mA}$ (5A) , $\pm 1\% \pm 10\text{mA}$ (30A)	
Lowest Measurable Current	1mA (5A) , 10mA (30A)	
Noise	$< 4\text{mApp}$ (5A) , $< 30\text{mApp}$ (30A)	
Delay	$< 6.5\text{ns}$ (5A) , $< 8.5\text{ns}$ (30A)	
Output Sensitivity	1V / 1A (5A, 1X), 1V / 10A (30A, 10X)	
Overcurrent alarm value	$\geq 7\text{Apk}$ (5A) , $\geq 50\text{Apk}$ (30A)	
Power Supply	DC 12V	
Max. Working Voltage	CAT I 300V	
Max. Floating Voltage	CAT I 300V	
Max. Conductor Diameter	5mm	

Low Frequency AC/DC Current Probe CP2100 Series

- Bandwidth: DC~2.5MHz
- Maximum measurable current: 100Apk(70.7Arms)
- Max. conductor diameter: 13mm
- Auto & Manual "Zero" function
- Directly powered by USB port
- Standard BNC interface, compatible with oscilloscopes of all brands

Bandwidth
DC~2.5MHz

Max. measurable current
Up to 100Apk

Double range
10A/100A

Power supply
USB DC 5V

Jaw Diameter
13mm

Interface
BNC



Key Specifications

Model	CP2100A	CP2100B
Bandwidth	DC~800kHz	DC~2.5MHz
Rise Time	≤ 437.5ns	≤ 140ns
Ranges	10A/100A	
Output Sensitivity	0.1V/A (10A), 0.01V/A (100A)	
DC Accuracy (typical)	3%±50mA (10A) 4%±50mA (100A, 500mA~40Apk) 15% (100A, 40Apk~100Apk)	
Current Measurement Range	50mA~10Apk (10A), 1A~100Apk (100A)	
Max. measuring current	100Apk, 70.7Arms (DC+AC pk)	
Max. working voltage	CAT III 300V CAT II 600V	
Max. float voltage	CAT III 300V CAT II 600V	
Max. conductor diameter	13mm	
Overload alarm	Buzzer beeps, Button flashes	
Power supply	DC 5V	
Net weight	290g	
Package weight	1000g	
Operating temperature	0~50° C	

AC Current Probe ACP1000

- Operating frequency: 10Hz~100kHz
- Current range up to 1000A
- Maximum accuracy: 1%
- Standard BNC interface, compatible with oscilloscopes of all brands
- 10A/100A/1000A Flexible switching among three range gears
- Clamp design, no need to disconnect the circuit under test

Bandwidth
10Hz-100kHz

Maximum accuracy
1%

Current range
Up to 1000A

Jaw Diameter
52mm

Interface
BNC



Key Specifications

Model	Input	Rated Output	Frequency(Hz)	Rated Burden	Accuracy grade
ACP1000	0.1-10A	100mV/A	10Hz-100kHz	≥ 100kΩ	3%±10mV
	0.1-100A	10mV/A			2%±5mV
	1-1000A	1mV/A			1%±1mV

Parameters	
Current Range	0.1A-1000A
Max. Working Current	2000A (2s)
Operating Frequency	10Hz-100kHz
Maximum Accuracy	1%
Safety Class	CAT III 600V
Max. Conductor Diameter	52mm
Dimensions	111*216*45mm



About Us

Tablet Oscilloscope Creator Optical-isolated Probe Leader

Shenzhen Micsig Technology Co., Ltd. is an industry-leading manufacturer and solution provider of signal test and measurement equipment based in Shenzhen, China.

Since our founding in 2012, we have been dedicated to the R&D of cutting-edge technologies in oscilloscopes, oscilloscope probes, and related products.

We currently offer two main product lines:

Oscilloscopes, including 12-bit High-Resolution Oscilloscopes, 12-bit Modular Oscilloscopes, Tablet Oscilloscopes, and Automotive Oscilloscopes. Oscilloscope Probes, including Optical-Fiber Isolated Probes, High-Voltage Differential Probes, High-Frequency AC/DC Current Probes, Low-Frequency AC/DC Current Probes, and Rogowski AC Current Probes.

From day one, Micsig has been committed to providing engineers with efficient, high-performance test and measurement solutions. Innovation is our core strength, and delivering top-quality products is our highest priority.

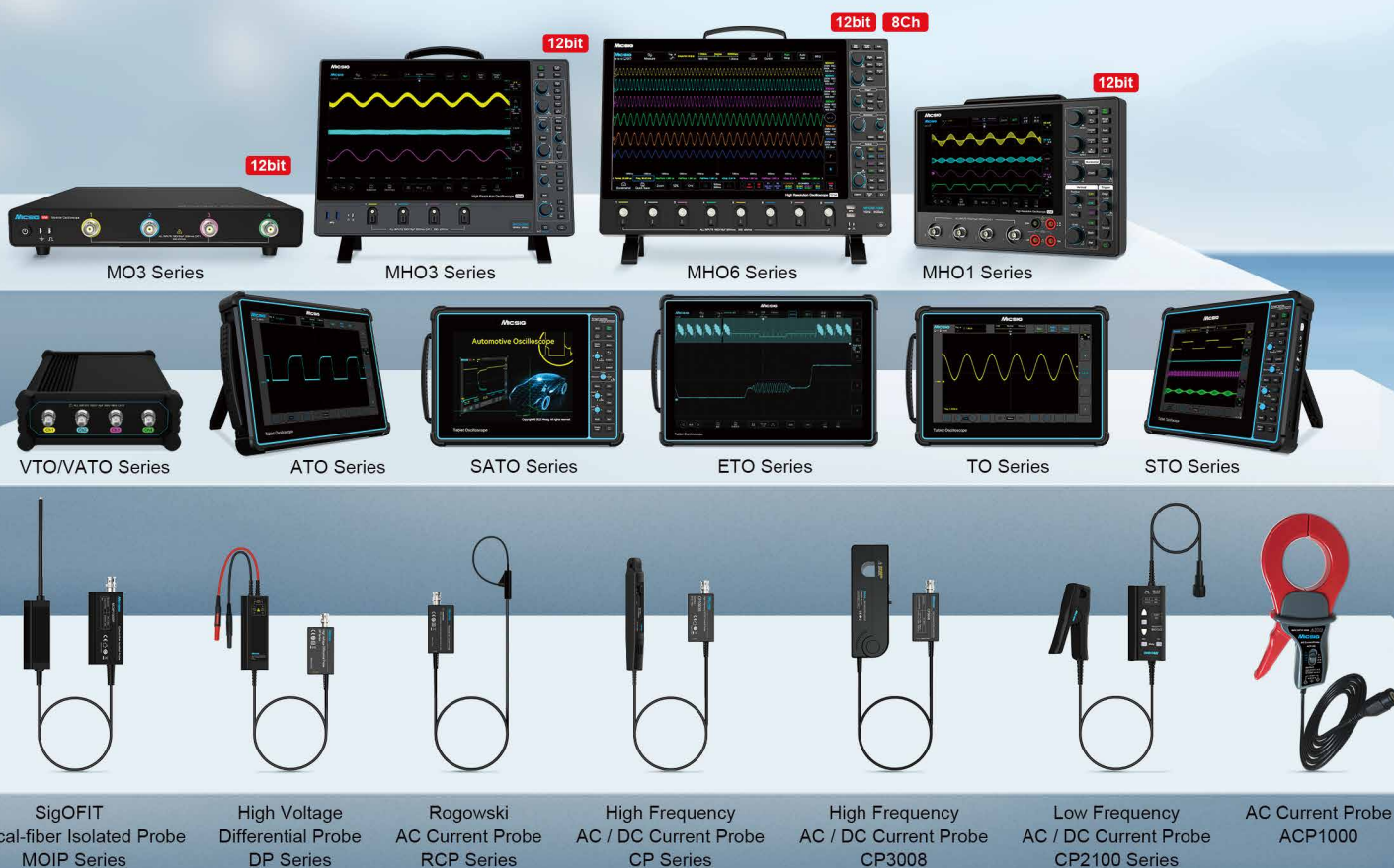
We independently developed SigOFIT™ technology and introduced industry-leading optical-fiber isolated probes and high-bandwidth high-voltage differential probes, revolutionizing third-generation power semiconductor testing and making it significantly more accessible.

Micsig also pioneered the world's first full-touch tablet oscilloscope, setting a new standard for smooth performance and exceptional user experience, which took the industry by storm.

Every innovation at Micsig aims to push technical boundaries and explore new possibilities in the field of test and measurement.

PRODUCT CATALOG

Tablet Oscilloscope Creator | Optical-isolated Probe Leader



Micsig 麦科信 Shenzhen Micsig Technology Co., Ltd.

TEL: +86-(0)755-88600880 Email: sales@micsig.com Web: www.micsig.com

Address: 6F, Jinhuan Building, No. 56, Tiezai Rd, Bao'an District, Shenzhen, Guangdong, China.



Facebook



LinkedIn



YouTube



Official Website