


Specification

Model	RD1001
Dimensions	D7.3*H16.2inch
Material	Aluminum alloy/Steel
Power	20W
Volt	100-240V
Frequency	50/60Hz
Luminous flux	1500lm
CCT	4000K
CRI	Ra≥95
Lifespan	50000h

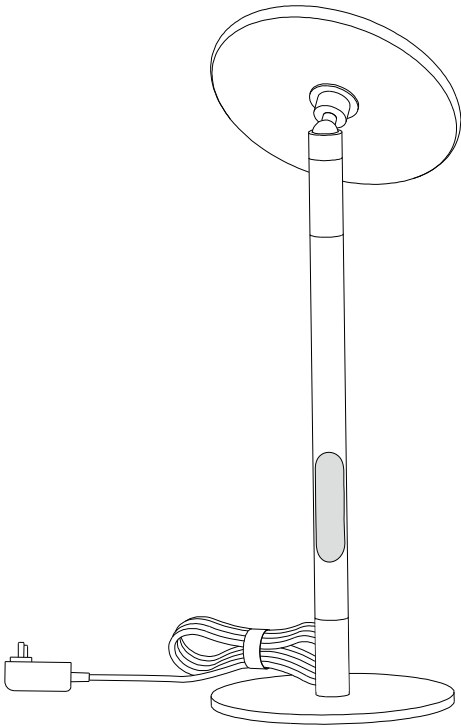
Control panel



CHIPHY Athena

How to operate

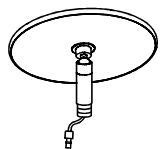
Turn on/off	Short-press ● one time. Turn on/off.
	When the light is off, long-press ● for 1s in "Night light" Mode.
Brightness	7 brightness levels; Short-press ▲ or ▼ to adjust brightness; Long-press ▲ for 1s in maximum brightness; Long-press ▼ for 1s in minimum brightness;
Timing	45mins Timing: When the light is on, long-press ● for 1s, the light flashes two times, setup is done.
	60s Timing: When the light is on, double-press ● , the light flashes two times, setup is done.
Memory function	The most recently selected brightness is also remembered by Athena after switching back on.



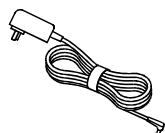
LED desk lamp INSTALLATION MANUAL

Parts identification guide

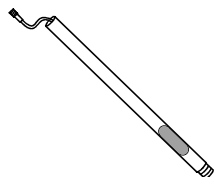
A*1



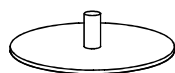
B*1



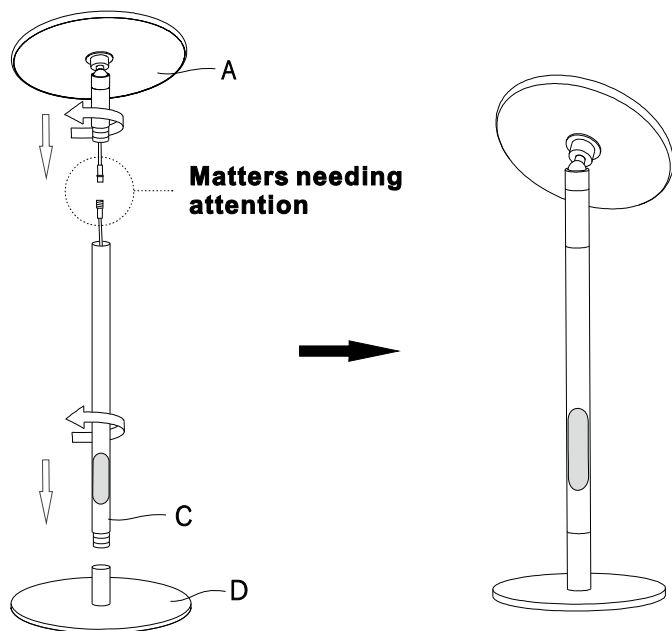
C*1



D*1

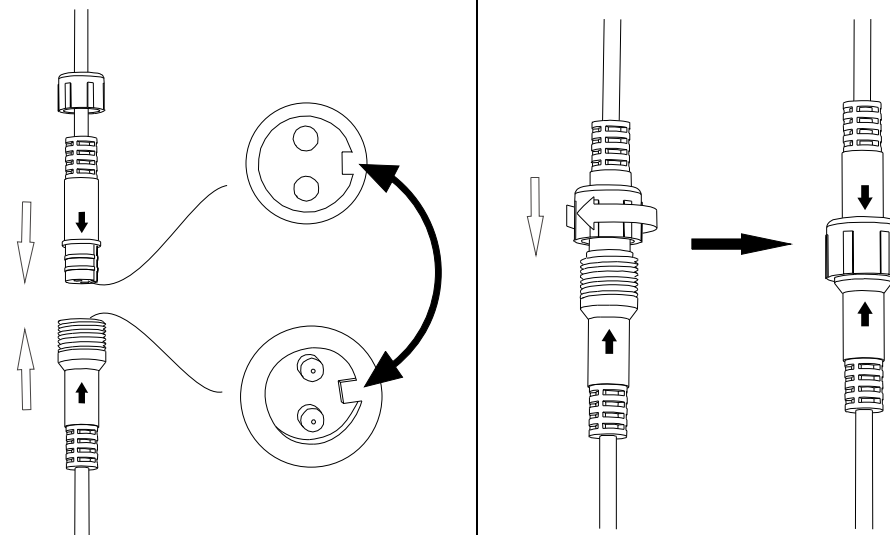


Installation drawing



Matters needing attention

Note: 1



Note: 2

Warning: No turning

