

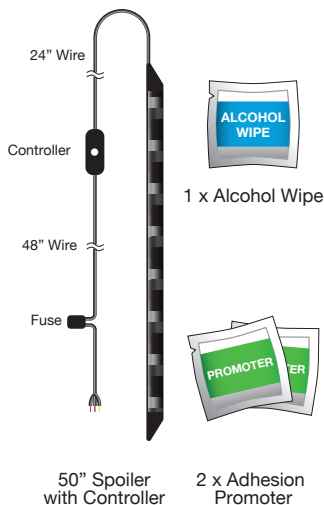
UNIVERSAL REAR LED SPOILER KIT

Multicolor LEDs and Brake Light



Instruction Manual

PACKAGE CONTENTS



TECHNICAL SPECIFICATION

Working voltage:

DC 12V only

Maximum amperage draw:

1.6A

Watt:

19.2W

LEDs:

144 x 3528 RGB

Replacement Fuse:

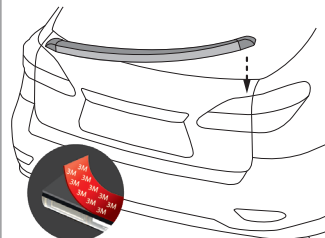
3A

IP Rating of LED Strip:

IPX4

INSTALLATION

1. Clean the trunk surface thoroughly with isopropyl alcohol. Dry completely.
2. Apply adhesive promoter on the surface.
3. Peel off the 3M™ VHB tape backer and carefully attach the LED Spoiler to the trunk surface.



Peel off the 3M™ VHB tape backer.

POWER

1. Run the wire through the bottom of the trunk.
2. Connect either on the car battery or any 12V source from your car.



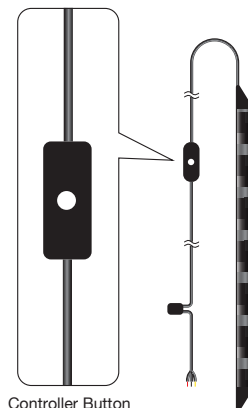
3. Hub controller hardwire cables are color coded, **RED** for POSITIVE (+), **BLACK** for NEGATIVE (-) and **YELLOW** for Brake Light POSITIVE (+).
- Connect the **RED** cable to the POSITIVE (+) battery clamp. The POSITIVE battery post will be slightly larger than the NEGATIVE post, and will be marked with a PLUS (+) sign. There may also be a **RED** protective cover over the

POWER

- positive battery post.
- Connect the **BLACK** cable to the NEGATIVE (-) battery clamp. The NEGATIVE will be marked with a MINUS (-) sign. There may also be a **BLACK** plastic protective cover over the negative battery post.
 - Hardwire the **YELLOW** brake light cable to the Brake Light POSITIVE (+), and test the brake light to ensure the wires are connected correctly.

NOTE: For use with 12V power only.

OPERATION



- Press Controller Button to cycle through 15 color options.
- Press and hold Controller Button for 3 seconds to turn off the Spoiler LED while the brake light is still functioning.

WARNING

WARNING: do not install or use product if it, in any way, impairs the safe operation of your vehicle. Follow manufacturer's instructions to ensure the product is properly & safely installed. Neither the manufacturer nor the reseller can be held responsible or liable for consequential, incidental, or indirect damages to either person or property resulting from the installation or improper use of this product. Check your state or provincial laws before installing.

This product is not DOT approved and is designed for intended use only (for interior cabin). Not for use in extreme temperature such as under hood applications.

This product is intended solely for decorative purposes. Check local laws and regulations regarding installation and use. Manufacturer and seller assume no liability for improper installation or use, which are solely the responsibility of the purchaser.

⚠ WARNING: This product can expose you to chemicals including DEHP and DINP, which are known to the State of California to cause cancer and birth defects or other reproductive harm. For more information go to www.P65Warnings.ca.gov.

3M™ is a trademark of 3M Company.

WARNING

Have a comment or question?
Email us at: info@typesauto.com
or visit us online at: www.typesauto.com

Universal Rear LED Spoiler Kit
Multicolor LEDs and Brake Light
LM58276
Responsible Party:
TYPE S
2975 Red Hill Ave., Ste. 100,
Costa Mesa, CA 92626, U.S.A.
Tel: 1.866.294.9244

TYPE S

A Horizon Brands Company
2975 Red Hill Ave., Ste. 100,
Costa Mesa, CA 92626, U.S.A.
1.866.294.9244 | info@typesauto.com
© 2021 TYPE S. All rights reserved.
www.typesauto.com

OPTIONAL PRODUCTS

Optional Smart LED products also available to enhance your experience (sold separately).



48" Smart Lighting Deluxe Kit
(LM55369)



72" Exterior Smart Lighting Kit
(LM55878)