

INKBIRD



**TEMPERATURE
HUMIDITY SENSOR**

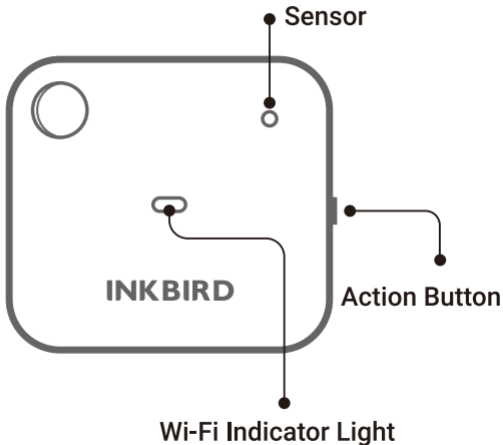
IBS-TH3-WIFI

USER MANUAL

CONTENTS

01	Product Introduction	01
02	Technical Specifications	02
03	APP Connection	04
04	Safeguards	16
05	Product Warranty	16
06	FCC Requirement	16

1 Product Introduction



● Action Button

- ① Short press the action button to check the current Wi-Fi status. If the sensor is paired with a network, the Wi-Fi indicator light will flash once, and the data will be synced to the app. Conversely, if the sensor is not paired with a network, the Wi-Fi indicator light will flash and enter the pairing state.
- ② Long press the action button to reset the Wi-Fi of the sensor and pair the network with Wi-Fi.

2 Technical Specifications

Battery	AAA Battery*3 (not included)
---------	------------------------------

Temperature Measurement Range	-20°C~60°C (-4°F~140°F)
Temperature Accuracy	Typical: $\pm 0.3^{\circ}\text{C}/\pm 0.5^{\circ}\text{F}$
	Max: $\pm 0.5^{\circ}\text{C}/\pm 0.9^{\circ}\text{F}$
Humidity Range	0%RH~99%RH
Humidity Accuracy (25°C/77°F, 20%~80%RH)	Typical: $\pm 3\%\text{RH}$
	Max: $\pm 4.5\%\text{RH}$
RH Humidity Accuracy (25°C/77°F, 0%~100%RH)	Typical: $\pm 4.5\%\text{RH}$
	Max: $\pm 7.5\%\text{RH}$
Data Recording Interval	10min, 30min, 60min (default), 120min, 180min, 240min
Sampling Interval	10s

Battery Life (To maximize the battery life, you could select the larger recording interval. Low temperature drains battery life faster)	Ambient Temperature	Recording Time Interval	Battery Life
	25°C / 77°F	120 minutes	About 1 year
	25°C / 77°F	60 minutes	About 6 months
	25°C / 77°F	30 minutes	About 3 months
Temperature/Humidity Calibration Function	Supported; To synchronize the calibration values immediately, please press the device button after the calibration is set on the App. Otherwise, it will be only automatically synchronized when temp or humidity data is synchronized(it varies with the data change and recording time interval)		
High/Low-Temperature (-Humidity) Alarm Function	Supported; To synchronize the alarm values immediately, please press the device button after the alarm is set on the App. Otherwise, it will be only automatically		

	synchronized when temp or humidity data is synchronized(it varies with the data change and recording time interval)
Warranty	1 Year

3 APP Connection

3.1 Download the *INKBIRD* App



Search the INKBIRD App from Google Play or App Store to get it for free, or you can scan the left QR code to download it directly.

Note:

1. Your iOS devices must be running iOS 10.0 or above to download the app smoothly.
2. Your Android devices must be running Android 4.4 or above to download the app smoothly.
3. The device supports a 2.4GHz Wi-Fi router only.

3.2 Registration

3.2.1 Open the app, select your Country/Region, and a verification code will be sent to you.


3.2.2 Enter the verification code to confirm your identity, and the registration is complete.

3.2.3 Registering an account is necessary before using the INKBIRD app for the first time.


3.3 Connect to Your Phone



3.3.1 Open the app and click “+” in the upper right corner to choose IBS-TH3 to start the connection. Please make sure your smartphone has Bluetooth enabled.



3.3.2 Please make sure the device batteries are installed correctly. When the blue light flashes once, confirm and click "Next Step" to continue.



3.3.3 Please select the Wi-Fi network you want to connect to and enter the password, then click "Next Step" to continue.



3.3.4 Please press and hold the device button until the indicator light flashes to enter the pairing status. Click "Confirm" to continue.



3.3.5 The phone app will automatically scan and find the device. Please place the device as close as possible to your smartphone and router. Once the device is found, confirm and click "Next Step" to continue.



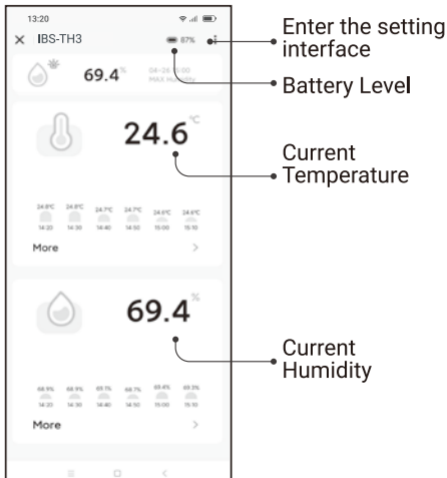
3.3.6 The device is automatically connecting to the network.



3.3.7 Connection Succeeded.

Note: If the connection fails, you can reassemble the batteries and repeat steps 3.3.1~3.3.6 to reconnect.

3.4 Main Interface of INKBIRD App



3.5 Troubleshooting

3.5.1 The WiFi network is often dropped,unable to update current temperature,historical data is lost, or the network cannot be connected?

- a. Make Sure the WiFi signal is srable,and place the device as close to the router as possible.
- b. Make sure there are as few barriers as possible between the device and the router.
- c. Check to see if the battery level is low.
- d. Enable Bluetooth and positioning functions,allow the App to obtain location information,and allow the local network (IOS System).

3.5.2 The alarm notification is not received or delayed?

- a. Make sure the WiFi signal is stable, and place the device as close to the router as possible.
- b. Make sure there are as few barriers as possible between the device and the router.
- c. Check to see if the app notification permission is enabled.

4 Safeguards

1. Please do not disassemble the product if you are not a professional.
2. Be sure that the sensor is not covered with dust as dust may lead to inaccurate measurements.
3. Do not use alcohol to clean the sensor.

5 Product Warranty

This item carries a 1-year warranty against defects in either components or workmanship. During this period, products that prove to be defective will, at the discretion of INKBIRD, be either repaired or replaced without charge.

6 FCC Requirement

Changes or modifications not expressly approved by the party responsible for compliance could void the user's authority to operate the equipment. This device complies with Part 15 of the FCC Rules. Operation is subject to the following two conditions:

- (1) this device may not cause harmful interference, and
- (2) this device must accept any interference received, including interference that may cause undesired operation.

Note: This equipment has been tested and found to comply with the limits for a Class B digital device, pursuant to Part 15 of the FCC Rules. These limits are designed to provide reasonable protection against harmful interference in a residential installation. This equipment generates, uses, and can radiate radio frequency energy, and if not installed and used in accordance with the instructions, may cause harmful interference to radio communications. However, there

is no guarantee that interference will not occur in a particular installation. If this equipment does cause harmful interference to radio or television reception, which can be determined by turning the equipment off and on, the user is encouraged to try to correct the interference by one or more of the following measures:

- Reorient or relocate the receiving antenna.
- Increase the separation between the equipment and receiver.
- Connect the equipment into an outlet on a circuit different from that to which the receiver is connected.
- Consult the dealer or an experienced radio/TV technician for help.

This equipment complies with FCC radiation exposure limits set forth for an uncontrolled environment. This equipment should be installed and operated with a minimum distance of 20cm between the radiator &

your body. This transmitter must not be co-located or operating in conjunction with any other antenna or transmitter.

INKBIRD TECH.C.L.

support@inkbird.com

Factory address: 6th Floor, Building 713, Pengji Liantang Industrial Area, NO.2 Pengxing Road, Luohu District, Shenzhen, China

Office address: Room 1803, Guowei Building, NO.68 Guowei Road, Xianhu Community, Liantang, Luohu District, Shenzhen, China



V 1.0