


frisco.[®]
better pet goods

55 IN
CAT TREE



SKU# 236541,236542

OVERALL DIMENSIONS

26 in L x 31 in W x 55 in H

66 cm L x 78.5 cm W x 139.5 cm H

BASEBOARD DIMENSIONS

19.7 in L x 19.7 in W

50cm L x 50 cm W

CAT TREE

INSTRUCTION MANUAL

WARNINGS & CAUTIONS

PLEASE READ AND FOLLOW ALL WARNINGS AND INSTRUCTIONS TO AVOID PET INJURY OR PROPERTY DAMAGES.

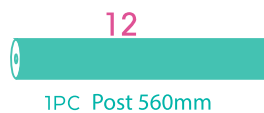
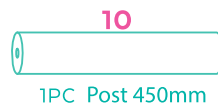
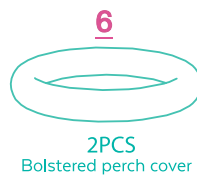
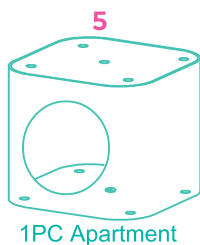
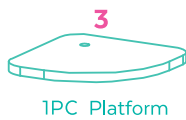
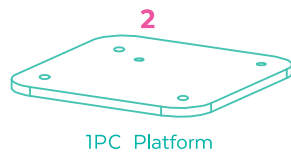
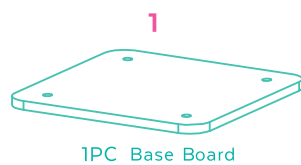
- Keep all tools and instructions in a safe place for future reference.
- Follow the instructions carefully and make sure you've completed each step.
- This cat tree is intended for cat use only, please keep children away.
- Keep all small parts away from children/pets to avoid choking hazards.
- Never climb, rock, shake, step or hang on the cat tree.
- Place your cat tree indoors, away from direct sunlight or damp areas.
- Cat trees should be placed on a flat, level surface for stability.
- Check your cat tree often for loose screws or parts that might need re-tightening.
- If your cat tree gets torn or damaged, please discard it.
- The product photo may vary slightly from your fully assembled cat tree as this product is continually being enhanced.


CLEANING INSTRUCTIONS

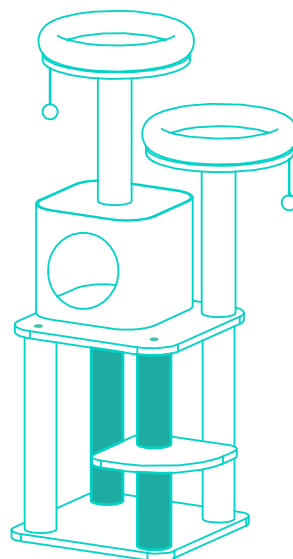
Spot clean stains and vacuum fur (using small handheld or attachment) when necessary.

COMPONENTS

Prior to assembly, be sure to identify and sort all components shown below.



A		M8 X 50mm Bolt	8 PCS
B		M10 X 35 mm Bolt	1 PC
C		M10 X 45mm Bolt	10 PCS
D		M10 X 90mm Bolt	2PCS
E		40 mm Washer	6PCS
N1		Wall Anchor Strap	1 PC
N2		M4 x 30 mm Screw	1 PC
N3		30mm Drywall Anchor	1 PC
N4		18 mm Washer	1 PC
		5mm Wrench	1 PC



FULL ASSEMBLY

