









# X4S User Manual

折叠尺寸: 65x85mm (双面印刷)

展开尺寸: 325x100mm (双面印刷)

<p>Wireless Touch Bone Conduction Headphones User Manual</p>  <p>Model No. X4S</p>	<p><b>Synopsis of Button Functions</b></p>  <p>1. Power On/Off 2. Play/Pause 3. Previous 4. Next 5. Multi-Function 6. Call Answer/End Call</p> <p><b>Packing List:</b></p>  <p>1. Headphones 2. USB Charging Cable 3. User Manual</p>	<p><b>How to Wear</b></p> <p>Wear the headphones behind your ears with both earbuds slinging to your temples.</p>  <p><b>Touch Controls</b></p> <p><b>Power On:</b> When the headphones are powered off, slide down and hold the power button for 3 seconds until blue and red LED flashing starts, indicating that power is on.</p> <p><b>Power Off:</b> When the headphones are in a power-on state, press and hold the power button for 3 seconds until red flashing starts, indicating that power is off.</p>	<p><b>How to connect:</b></p> <p><b>When the headphones is off:</b></p> <ol style="list-style-type: none"> <li>Press and hold the power button for 3 seconds to turn on the headphones. The headphones will automatically enter and leave pairing mode (blue flashing).</li> <li>Find the headphones with "X4S" on the Bluetooth list and click connect. After the connection is successful, the blue LED flashes with a breathing blue "breath" and the blue light will go out after pairing is over.</li> <li>When using the headphones again, just turn on the headphones and it will be automatically connected with the Bluetooth device. (The LED indicator will not flash.)</li> </ol>  <p><b>How to connect other devices:</b></p> <p>Press down the Bluetooth of the connected device, the headphones will leave the old device automatically with warning tone "Disconnected". After that, find the headphones name "X4S" in another device's Bluetooth list and click connect.</p>	<p><b>Operating Function</b></p> <p><b>Headset off state:</b> Long press for 3 seconds to power on.</p>  <p><b>Multi-Function button:</b></p>  <p><b>Play status:</b></p> <ul style="list-style-type: none"> <li>Single click to play/pause music.</li> <li>Double click for the next track.</li> <li>Triple click to the last track.</li> <li>Hold four clicks for the game low latency mode.</li> <li>Press for 1s to enter BT.</li> <li>Press for 3s to turn off the headphones.</li> </ul>	<p><b>Incoming call status:</b></p> <ul style="list-style-type: none"> <li>Single click to answer.</li> <li>Double click to hang up.</li> <li>Press for 1s to reject a call.</li> </ul> <p><b>Indicator light instructions:</b></p> <ul style="list-style-type: none"> <li>Red and blue light flashing: paired.</li> <li>Blue light flashing: Connected successfully.</li> <li>Highlight on: Charging.</li> <li>Blue light on: Full charged.</li> </ul> <p><b>How to Charge</b></p> <p>When the headphones connect to the phone, the phone will display the battery level of the headphones. If the battery level is displayed as low, it means that it needs to be charged. Just plug in the USB charging cable to the USB charging port to charge.</p>  <p>* This is device with a USB port that can provide a 5V charge and meet the charging needs of the headphones.</p>	<p><b>Specifications</b></p> <table border="1"> <tr><td>Product model</td><td>X4S</td></tr> <tr><td>BT version</td><td>5.3</td></tr> <tr><td>Product weight</td><td>27g</td></tr> <tr><td>Headphones battery</td><td>150mAh</td></tr> <tr><td>Charging time</td><td>3 hours</td></tr> <tr><td>Wearable time</td><td>About 7.5h (at 70% volume)</td></tr> <tr><td>Speaker impedance</td><td>16Ω</td></tr> <tr><td>Impedance</td><td>16Ω</td></tr> <tr><td>Connect distance</td><td>10m (Free)</td></tr> <tr><td>Wired</td><td>Yes</td></tr> <tr><td>Ports</td><td>3.5mm/AUX/USB-C/Type-C</td></tr> </table>	Product model	X4S	BT version	5.3	Product weight	27g	Headphones battery	150mAh	Charging time	3 hours	Wearable time	About 7.5h (at 70% volume)	Speaker impedance	16Ω	Impedance	16Ω	Connect distance	10m (Free)	Wired	Yes	Ports	3.5mm/AUX/USB-C/Type-C	<p><b>FAQ</b></p> <p><b>1. Why doesn't the headset turn on?</b> Please turn the headphones to fully charged and the power button is in the correct position.</p> <p><b>2. Why can't the headphones connect to the device properly?</b> Check whether the red and blue LED lights are flashing alternately. If so, open the Bluetooth BT to connect to the device. If the headphones is still not in indication that the headphones is connected to another device, disconnect the headset and reconnect it.</p> <p><b>3. Why can't the headphones be connected back?</b> Please unpair the device in Bluetooth settings.</p> <p><b>4. The sound is too low?</b> The headphones don't support adjusting volume when adjust by remote before using.</p> <p><b>5. Bluetooth connection distance is short?</b> Please make sure that the Bluetooth module is off in other devices.</p>	<p><b>Warning!</b></p> <p>If there is any fault in shipping box due to damage of the goods received, we will not bear any responsibility.</p> <p><b>Customer Service</b></p> <p>We provide all our customers a 24-hour customer service. If you have any questions about our product or other items, please feel free to contact us. We will answer the help in detail you.</p> <p><b>1. Why can't the headphones be connected back?</b> Please unpair the device in Bluetooth settings.</p> <p><b>2. The sound is too low?</b> The headphones don't support adjusting volume when adjust by remote before using.</p> <p><b>3. Bluetooth connection distance is short?</b> Please make sure that the Bluetooth module is off in other devices.</p>	<p>If this device does cause harmful interference to radio or television reception, which can be determined by turning the device off and on, the user is encouraged to try to correct the interference.</p> <p>The user is advised of the following measures:</p> <ul style="list-style-type: none"> <li>Reorient the device or relocate the receiving antenna.</li> <li>Increase the separation between the device and receiver.</li> <li>Connect the device to an outlet on a circuit different from that to which the receiver is connected.</li> <li>Consult the dealer of an approved safety authority for advice.</li> </ul> <p>Changes in FCC Part 15B are expressly permitted by the party responsible for compliance with the FCC's authority to service the equipment.</p> <p>©2024</p> <p>This device complies with Part 15 of the FCC Rules. Operation is subject to the following two conditions: (1) This device may not cause harmful interference, and (2) this device must accept any interference received, including interference that may cause undesired operation.</p> <p>Made in China by HE-CE BANG C Ltd</p>
Product model	X4S																														
BT version	5.3																														
Product weight	27g																														
Headphones battery	150mAh																														
Charging time	3 hours																														
Wearable time	About 7.5h (at 70% volume)																														
Speaker impedance	16Ω																														
Impedance	16Ω																														
Connect distance	10m (Free)																														
Wired	Yes																														
Ports	3.5mm/AUX/USB-C/Type-C																														