

**groov▶▶e**

**GV-WC10 Triton**



## ***User Manual***

Foldable Magnetic  
Charging Station



*groov-e.co.uk*



### **30 Day Right To Return**

*We do not envisage any problems occurring with your groov-e GV-WC10 Triton, Foldable Magnetic Charging Station. However, for your peace of mind, should any fault occur, please return it within 30 days to your retailer with proof of purchase for an exchange or refund.*



### **12 Month Guarantee**

*This product is guaranteed for twelve months. Please retain your receipt as this will be required as proof of purchase in the event that the device does not perform as expected then please contact your original point of purchase, should you require further assistance then please contact us.*



### **Extended Warranty**

*Please register your product within 30 days from date of purchase [www.groov-e.co.uk/warranty](http://www.groov-e.co.uk/warranty). Proof of purchase required.*



### **Contact Us**

*Reach out to us at [info@groov-e.co.uk](mailto:info@groov-e.co.uk) or visit [www.groov-e.co.uk](http://www.groov-e.co.uk)*

***"Congratulations*** on your purchase and ***Thank You*** for choosing the groov-e GV-WC10 Triton, Foldable Magnetic Charging Station. Please read the user guide carefully before using".

### ***Important safety information***

- 1• Keep the product and all its parts out of reach of small children.***
- 2• Do NOT leave it in high temperatures as electronic devices and plastic parts may warp in heat. No naked flame sources, such as lighted candles, should be placed on the product.***
- 3• Do NOT leave it in low temperatures as moisture can form inside the product, which may damage the circuit board.***
- 4• Do NOT attempt to open the product. This product does not contain any user serviceable parts. Unauthorised handling of the device may damage it and will void your warranty.***

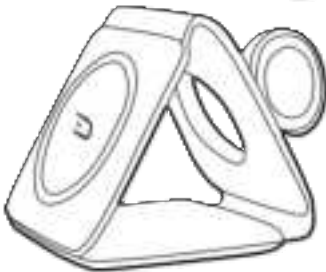
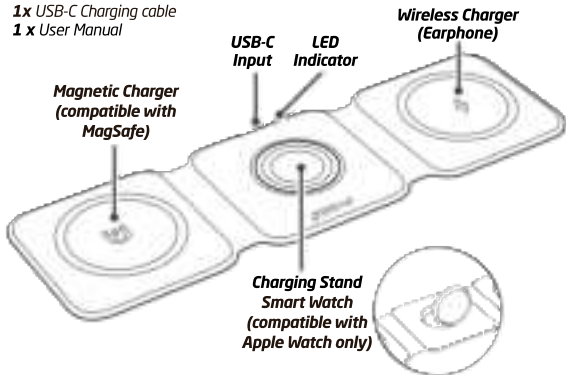
***Note:*** Only use the power supply that came with the product. Using an unauthorised power supply will invalidate your guarantee and may irrecoverably damage the product.

**In the box:**

**1 x GV-WC10**

**1x USB-C Charging cable**

**1 x User Manual**

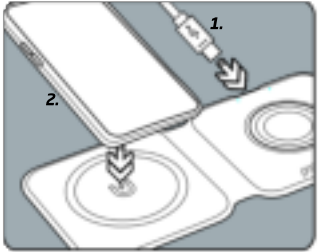


## OPERATION

### Wireless Charging a Smartphone

1. To enable wireless charging, insert the USB Type-C connector end of the supplied power cable into the USB Type-C port on the rear of the GV-WC10. Insert the USB A connector on the other end into a suitable USB power supply.
2. Remove your phone case, place your wireless charging-enabled Smartphone flat on the charging pad. Your device will start charging.
3. Remove your device from the charge once fully charged.

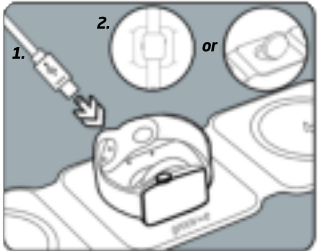
**Note:** Your device must support wireless charging to be able to use this function.



### Charging a Smart Watch

1. Insert the USB Type-C connector end of the supplied power cable into the USB Type-C port on the rear of the GV-WC10. Insert the USB A connector on the other end into a suitable USB power supply.
2. Place your Apple Watch flat on the charging pad or open the pad to a 90-degree angle to charge your Apple Watch on its side. Your Apple Watch will start charging.
3. Remove your device from the charge once fully charged.

**Note:** Your Watch must have wireless charging capabilities to be able to use this function.



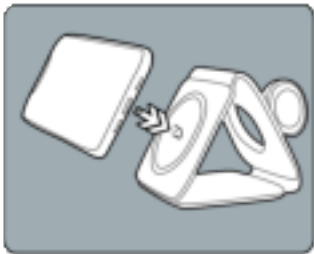
MagSafe & Apple Watch are trademarks of Apple Inc., registered in the USA and other countries

## OPERATION

### **Charging a MagSafe® Compatible Device**

- 1.** Ensure the device you wish to charge supports MagSafe charging.
- 2.** Place your mobile device onto the wireless magnetic charging area.
- 3.** Your device will commence charging.
- 4.** Remove your device from the charger once fully charged.

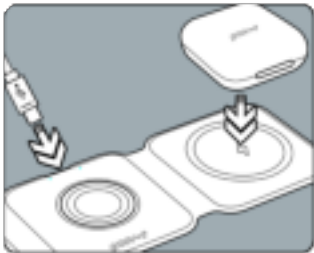
**Note:** Do not place any sensitive objects, such as bank cards or credit cards, memory cards, watches, etc. on or near the magnetic charging area, as they may be damaged by the induction panel.



MagSafe & Apple Watch are trademarks of Apple Inc., registered in the USA and other countries

### **Wireless Charging Earphones**

- 1.** To enable wireless charging, insert the USB Type-C connector end of the supplied power cable into the USB Type-C port on the rear of the GV-WC10. Insert the USB A connector on the other end into a suitable USB power supply.
- 2.** Place your wireless charging-enabled Earphones on the Earphones charging pad. Your device will start charging.
- 3.** Remove your device from the charger once fully charged.



## FEATURES

- Wireless charging station for:
  - Smartphone -  
Compatible with all wireless charging enabled smartphones including iPhone 11/12/13/14/15 or newer and Samsung S20 or newer
  - Earphones -  
All wireless charging enabled earphone models, including AirPods/Airpods Pro
  - Compatible with Apple Watch Series 1-9
  - Magnetic charger compatible with Magsafe
- Folding Design
- Portable & lightweight
- Ideal for travel
- USB-C charging cable (included)

## SPECIFICATIONS

- **Input USB-C:** 9V/3A
- **Wireless Output:** 15W fast charging (smartphone)
- **Wireless Output:** 5W (earphones)
- **Wireless Output:** 2W (Apple watch)
- **QC 3.0 adaptor required for fast charging**



Smartphone  
Wireless  
Charger



Earphones  
Wireless  
Charger



Apple Watch  
Wireless  
Charger



Folding  
Design

### Environment Protection

Waste electrical products should not be disposed of with household waste. Please recycle where facilities exist. Check with your Local Authority or retailer for recycling advice.



## **GUARANTEE**

**Subject to the conditions stated below, Groov-e guarantees this equipment against defects in workmanship or materials of its mechanical and electronic component parts (excluding styling, battery cells, magnetic tapes, re-chargeable batteries, user removable memory devices, with the exception where the battery is inbuilt into the product) for a period of one year from the date of purchase. This product will be repaired or if necessary replaced free of charge if it has been proven to be defective within the one year warranty period.**

- 1)** Claims under this guarantee should be made through the authorised dealer/retailer from whom the equipment was purchased. If this is not possible, please contact Groov-e directly.
- 2)** This guarantee is only valid when the equipment is purchased and retained within the United Kingdom and a valid proof of purchase has been provided.
- 3) This Guarantee Excludes:**
  - (i)** All damage caused through accident, misuse, wear and tear, neglect, installation and/or use in a manner inconsistent with technical and safety standards.
  - (ii)** Alterations or adjustments made to equipment
  - (iii)** Loss of data resultant from malfunction of hard drive or other storage device
  - (iv)** Damage caused to any third party device as a result of using the product.
- 4)** No liability under this guarantee shall be incurred:
  - (i)** In respect of damage or loss occurring during transit to or from the purchaser
  - (ii)** Where the serial number plate of the equipment has been removed or altered in any way.
- 5)** Groov-e shall not be liable for consequential damage, loss or injury arising from or in connection with the equipment, excepting only that nothing in this condition shall or shall be construed so as to exclude or restrict liability for negligence.
- 6)** The cost of carriage to and from Groov-e shall be borne by the purchaser.
- 7)** This guarantee is personal to the original purchaser and is not transferable
- 8)** If the equipment, in respect of which a claim hereunder is made, is found on examination to comply with the published specifications, a test fee may be incurred.



***This guarantee is in addition to and does not in any way affect any statutory or other right of consumer purchasers, including those rights in relation to sections 13 to 15 of the Sale of Goods Act 1979, the Sale and Supply of Goods to Consumer Regulations 2002, The Consumer Rights Act 2015 or the Sale of Goods and Supply of Services Act 1980 (for ROI).***

## **DECLARATION OF CONFORMANCE**

*Groov-e hereby declares that this product is in compliance with the essential requirements and other relevant provisions of the Radio Equipment Directive 2014/53/EU. The complete declaration of conformity can be requested from us at:*



**Unit J  
Braintree Industrial Estate  
Braintree Road  
Ruislip  
Middlesex  
HA4 0EJ UK**

***[www.groov-e.co.uk](http://www.groov-e.co.uk)***

***Email: [info@groov-e.co.uk](mailto:info@groov-e.co.uk)***

***Telephone: 020 8839 0978***

*Register your purchase for extended warranty*  
***[www.groov-e.co.uk/warranty](http://www.groov-e.co.uk/warranty)***

**Authorised EU Representative**  
Rashmian EU Ltd  
Robwyn House  
Suite 3E  
Corrintra  
Castleblayney  
Co. Monaghan  
Ireland