

User Manual ZBMicro(EN) V1.0



Zigbee USB Smart Adaptor

User Manual V1.0

Introduction

A Zigbee USB adaptor with relay function, easy to install, effortlessly improving Zigbee communication quality. Supports USB 2.0 data transfer, paired with a fast charging adapter and power cable, it supports fast charging for mobile devices.



Remote Control



Timer Schedule



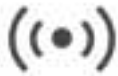
Voice Control



Smart Scene



Good compatibility



Relay function



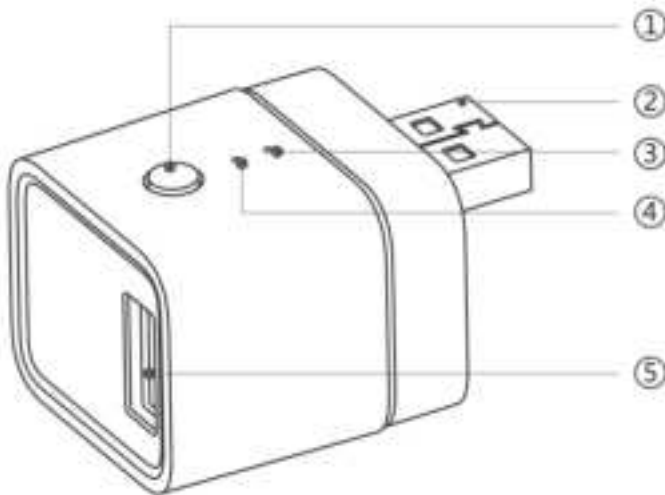
Data transfer



Supports fast
charging adapters*

The functional characteristics depend on the functionality of Zigbee gateway.

*When using this device to charge mobile devices such as smartphones, it is recommended to use the original adapter. The use of non-original adapters may result in brief power interruptions leading to device restarts.



① Button

- Single press: Turn on/off the smart device.
- Press and hold for 5 seconds: Device enters the pairing mode.

② Power input

③ Network LED indicator (Green)

- Steady on: Normal connection with the gateway
- Slow flash: Device is in pairing mode
- Fast flash: Abnormal connection with the gateway

④ Power LED indicator (Red)

- Light on: Device is on.
- Light off: Device is off.

⑤ Power output

Compatible Voice Assistants



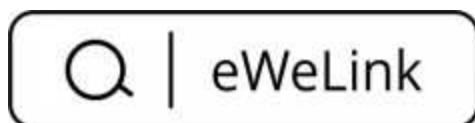
Specification

Model	ZBMicro
MCU	EFR32MG21
Rating	5–22V $\overline{=}$ 4.6A MAX
Rated Power	36W MAX (Use QC 3.0 Adaptor)
Wireless connection	Zigbee 3.0
Interface type	USB Type–A
Data transfer	USB 2.0
Net Weight	17.6g
Dimension	33x31x26.5mm
Color	White
Casing Material	PC
Applicable Place	Indoor
Working Temperature	–10°C~40°C
Working Humidity	5%~95% RH, non–condensing
Certified Compliance	CE/FCC/ISED/RoHS
Executive standard	EN IEC 62368–1
Supports fast charging adapters	QC 3.0, FCP, SCP, PE, AFC, Apple 2.4A *Requires use with a fast charging adapter; this product does not have fast charging capability.

*This product should be powered by a direct current power supply that complies with the EN IEC 62368–1 standard, with an output range of PS2 and ES1.

Download the eWeLink App & Add SONOFF Zigbee gateway

Please download the "eWeLink" App from Google Play Store or Apple App Store.



Add Device



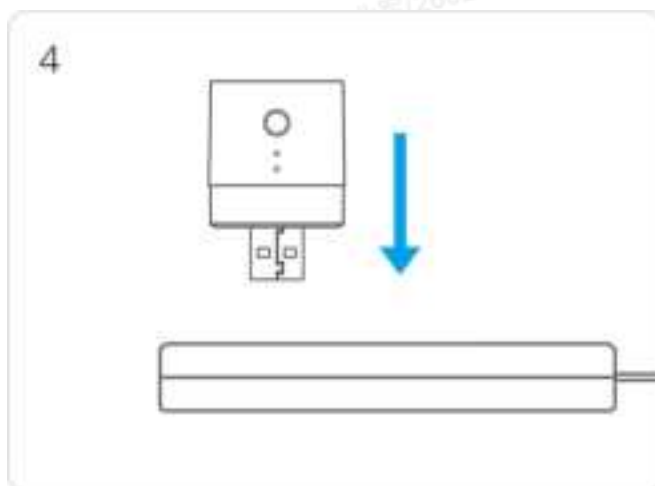
Enter "Scan"



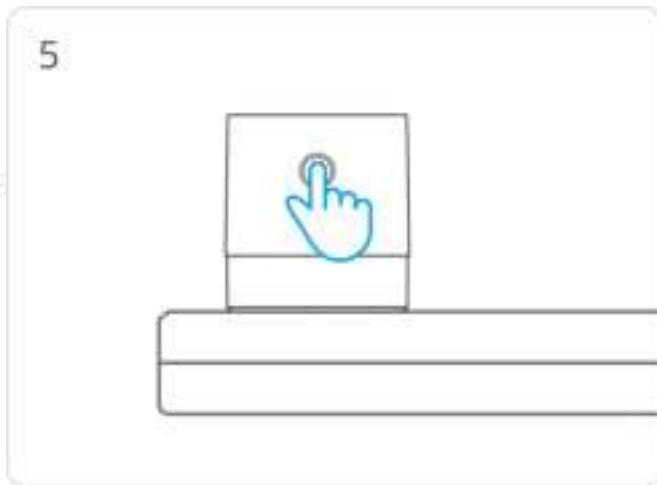
Scan the QR code on the device



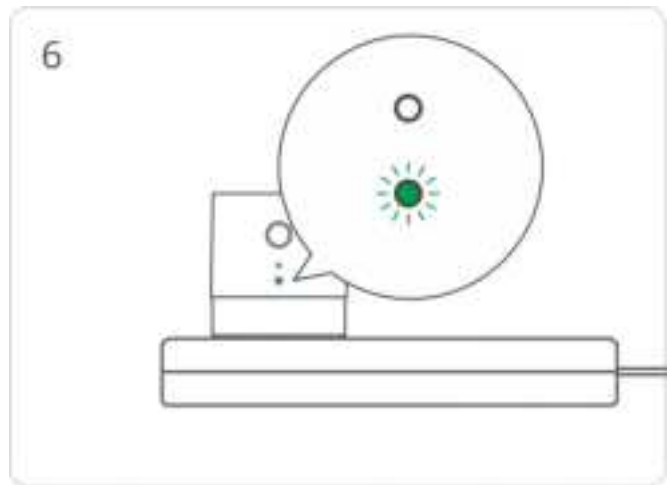
Select "Add Device"



Power on the device



Long press the button for 5 seconds



The LED indicator flashes slowly for 180s



Select Zigbee gateway



Wait until the addition is done

Matched Gateways

SONOFF ZBBridge, ZBBridge-P, NSPanel PRO, AIBridge, ZBDongel-P, ZBDongel-E

Third-party compatible gateway models:

Amazon Gateway Model: Echo Plus 2nd, Echo Show 2nd, Echo 4th Gen

Samsung Gateway Model: SmartThings hub V3, Aeotec Smart Home Hub V3

Philips Gateway Model: Philips Hue Bridge

Other gateways supporting ZigBee3.0 wireless protocol. Detailed information is in accordance with the final product.

FCC Compliance Statement

1.This device complies with part 15 of the FCC Rules. Operation is subject to the following two conditions:

- (1) This device may not cause harmful interference, and
 - (2) This device must accept any interference received, including interference that may cause undesired operation.
2. Changes or modifications not expressly approved by the party responsible for compliance could void the user's authority to operate the equipment.

Note: This equipment has been tested and found to comply with the limits for a Class B digital device, pursuant to part 15 of the FCC Rules. These limits are designed to provide reasonable protection against harmful interference in a residential installation. This equipment generates, uses and can radiate radio frequency energy and, if not installed and used in accordance with the instructions, may cause harmful interference to radio communications. However, there is no guarantee that interference will not occur in a particular installation. If this equipment does cause harmful interference to radio or television reception, which can be determined by turning the equipment off and on, the user is encouraged to try to correct the interference by one or more of the following measures:

- Reorient or relocate the receiving antenna.
- Increase the separation between the equipment and receiver.
- Connect the equipment into an outlet on a circuit different from that to which the receiver is connected.
- Consult the dealer or an experienced radio/TV technician for help.

FCC Radiation Exposure statement:

This equipment complies with FCC radiation exposure limits set forth for an uncontrolled environment.

This equipment should be installed and operated with minimum distance of 20 cm between the radiator and your body.

This transmitter must not be co-located or operating in conjunction with any other antenna or transmitter.

ISED Notice

This device contains licence-exempt transmitter(s)/receiver(s) that comply with Innovation, Science and Economic Development Canada's licence-exempt RSS(s). Operation is subject to the following two conditions:

(1) This device may not cause interference.

(2) This device must accept any interference, including interference that may cause undesired operation of the device.

This Class B digital apparatus complies with Canadian ICES-003(B).

This device complies with RSS-247 of Industry Canada. Operation is subject to the condition that this device does not cause harmful interference.

L'émetteur/récepteur exempt de licence contenu dans le présent appareil est conforme aux CNR d'Innovation, Sciences et Développement économique Canada applicables aux appareils radio exempts de licence. L'exploitation est autorisée aux deux conditions suivantes :

(1) L'appareil ne doit pas produire de brouillage;

(2) L'appareil doit accepter tout brouillage radioélectrique subi, même si le brouillage est susceptible d'en compromettre le fonctionnement.

Cet appareil numérique de la Classe B conforme à la norme NMB-003(B) du Canada.

Cet appareil est conforme à la norme RSS - 247 d'Industrie Canada. Le fonctionnement est soumis à la condition que cet appareil ne provoque pas d'interférences nuisibles.

ISED Radiation Exposure Statement

This equipment complies with ISED radiation exposure limits set forth for an uncontrolled environment.

This equipment should be installed and operated with minimum distance of 20 cm between the radiator and your body.

This transmitter must not be co-located or operating in conjunction with any other antenna or transmitter.

Cet équipement est conforme aux limites d'exposition aux rayonnements de la ISED établies pour un environnement non contrôlé.

Cet équipement doit être installé et fonctionner à au moins 20cm de distance d'un radiateur ou de votre corps.

Cet émetteur ne doit pas être co-localisé ou fonctionner en conjonction avec une autre antenne ou un autre émetteur.

SAR Warning

Under normal use of condition, this equipment should be kept a separation distance of at least 20 cm between the antenna and the body of the user.

Dans des conditions normales d'utilisation, cet équipement doit être maintenu à une distance d'au moins 20 cm entre l'antenne et le corps de l'utilisateur.

EU Declaration of Conformity

Hereby, Shenzhen Sonoff Technologies Co., Ltd declares that the radio equipment type ZBMicro is in compliance with Directive 2014/53/EU. The full text of the EU declaration of conformity is available at the following internet address: <https://sonoff.tech/compliance/>

For CE Frequency

EU Operating Frequency Range

Zigbee:2405–2480MHz

EU Output Power

Zigbee:≤10dBm

Scatola	Manuale
PAP 21	PAP 22
Carta	Carta
RACCOLTA	
Verifica le disposizioni del tuo Comune.	
Separa le componenti e conferiscile in modo corretto.	

WEEE Disposal and Recycling Information



All products bearing this symbol are waste electrical and electronic equipment (WEEE as in directive 2012/19/EU) which should not be mixed with unsorted household waste. Instead, you should protect human health and the environment by handing over your waste equipment to a designated collection point for the recycling of waste electrical and electronic equipment, appointed by the government or local authorities. Correct disposal and recycling will help prevent potential negative consequences to the environment and human health. Please contact the installer or local authorities for more information about the location as well as terms and conditions of such collection points.

SONOFF

Manufacturer: Shenzhen Sonoff Technologies Co., Ltd.

Address: 3F & 6F, Bldg A, No. 663, Bulong Rd, Shenzhen, Guangdong, China

ZIP code: 518000

Service email: support@itead.cc

Website: sonoff.tech

Made in China



Points de collecte sur www.quefairedemesdechets.fr
Privilégiez la réparation ou le don de votre appareil !