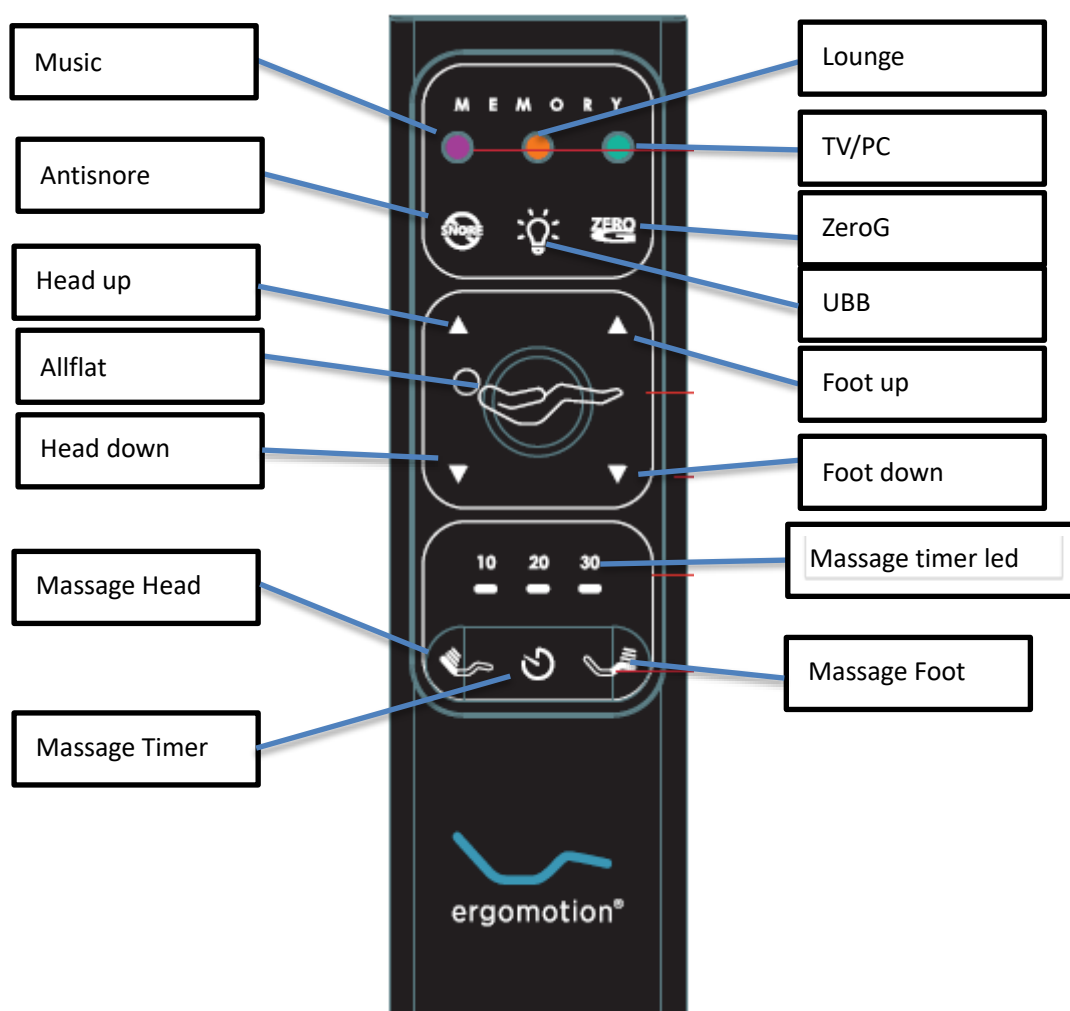

			2021-09-23
			Hervey
			1.0
		Page 1 of 5	

RF406 User Manual

1. Function Picture



			2021-09-23
			Hervey
			1.0
		Page 2 of 5	

ITEM

1.1 Massage head test

Click massage head button, the head massage motor switches the massage intensity, and the massage intensity cycles between 0-1-3-6;

1.2 Massage foot test

Click massage foot button, the foot massage motor switches the massage intensity, and the massage intensity cycles between 0-1-3-6;

1.3 Massage timer test

Click the massage timer button to switch the massage motor massage time, and the massage time will cycle between 0-10min-20min-30min;

1.4 Head Lift +

Press and maintain, head lift stretches out

1.5 Head Lift -


Press and maintain, head lift retracts

1.6 Foot Lift +

Press and maintain, foot lift stretches out

1.7 Foot Lift -

Press and maintain, foot lift retracts

			2021-09-23
			Hervey
			1.0
		Page 3 of 5	

1.8 UBB tese

Click UBB button , UBB will turn on, click again to turn it off;

1.9 zeroG button test

Click zeroG button, then actuator will move to zeroGposition, during the movement, click any button to stop it;

1.10 Anti-Snore test

Click Anti-Snore butoon, actuator will move in to Anti-Snore position;

1.11 Lounge test

Click Lounge butoon, actuator will move in to Lounge position;

1.12 TV/PC test


Click TV/PC butoon, actuator will move in to TV/PC position;

1.13 mUSIC test

Click Music butoon, actuator will move in to Music position;

1.14 FLAT test

Click FLAT butoon, actuator will move in to lowest position;

			2021-09-23
			Hervey
			1.0
		Page 4 of 5	



for pairing

2.1 For pairing

Button is inside the battery cover for pairing.


Federal Communications Commission (FCC) Statement

You are cautioned that changes or modifications not expressly approved by the part responsible for compliance could void the user's authority to operate the equipment.

This device complies with Part 15 of the FCC Rules. Operation is subject to the following two conditions:

- 1) this device may not cause harmful interference, and
- 2) this device must accept any interference received, including interference that may cause undesired operation of the device.

This equipment has been tested and found to comply with the limits for a Class B digital device, pursuant to part 15 of the FCC rules. These limits are designed to provide reasonable protection against harmful interference in a residential installation. This equipment generates, uses and can radiate radio frequency energy and, if not installed and used in accordance with the instructions,

			2021-09-23
			Hervey
			1.0
		Page 5 of 5	

may cause harmful interference to radio communications. However, there is no guarantee that interference will not occur in a particular installation. If this equipment does cause harmful interference to radio or television reception, which can be determined by turning the equipment off and on, the user is encouraged to try to correct the interference by one or more of the following measures:

- Reorient or relocate the receiving antenna.
- Increase the separation between the equipment and receiver.
- Connect the equipment into an outlet on a circuit different from that to which the receiver is connected.
- Consult the dealer or an experienced radio/TV technician for help.

Canada, Industry Canada (IC) Statement

This device complies with Industry Canada licence-exempt RSS standard(s).

Operation is subject to the following two conditions:

- (1) this device may not cause interference, and
- (2) this device must accept any interference, including interference that may cause undesired operation of the device.

Le présent appareil est conforme aux CNR d'Industrie Canada applicables aux appareils radio exempts de licence. L'exploitation est autorisée aux deux conditions suivantes:

- (1) l'appareil ne doit pas produire de brouillage, et
- (2) l'utilisateur de l'appareil doit accepter tout brouillage radioélectrique subi, même si le brouillage est susceptible d'en compromettre le fonctionnement.